




# Atlantic Cobia Recreational Sector Update

Michael Larkin, Ph.D  
LAPP/DM Branch  
SERO

SAFMC Meeting  
March 7-11, 2016

# Management Changes

- In March 2015, Amendment 20B changed cobia ABC, ACLs, and ACTs based on SEDAR 28, but the AMs did not change.
- Following SEDAR 28, the Atlantic cobia stock is from New York through Georgia.



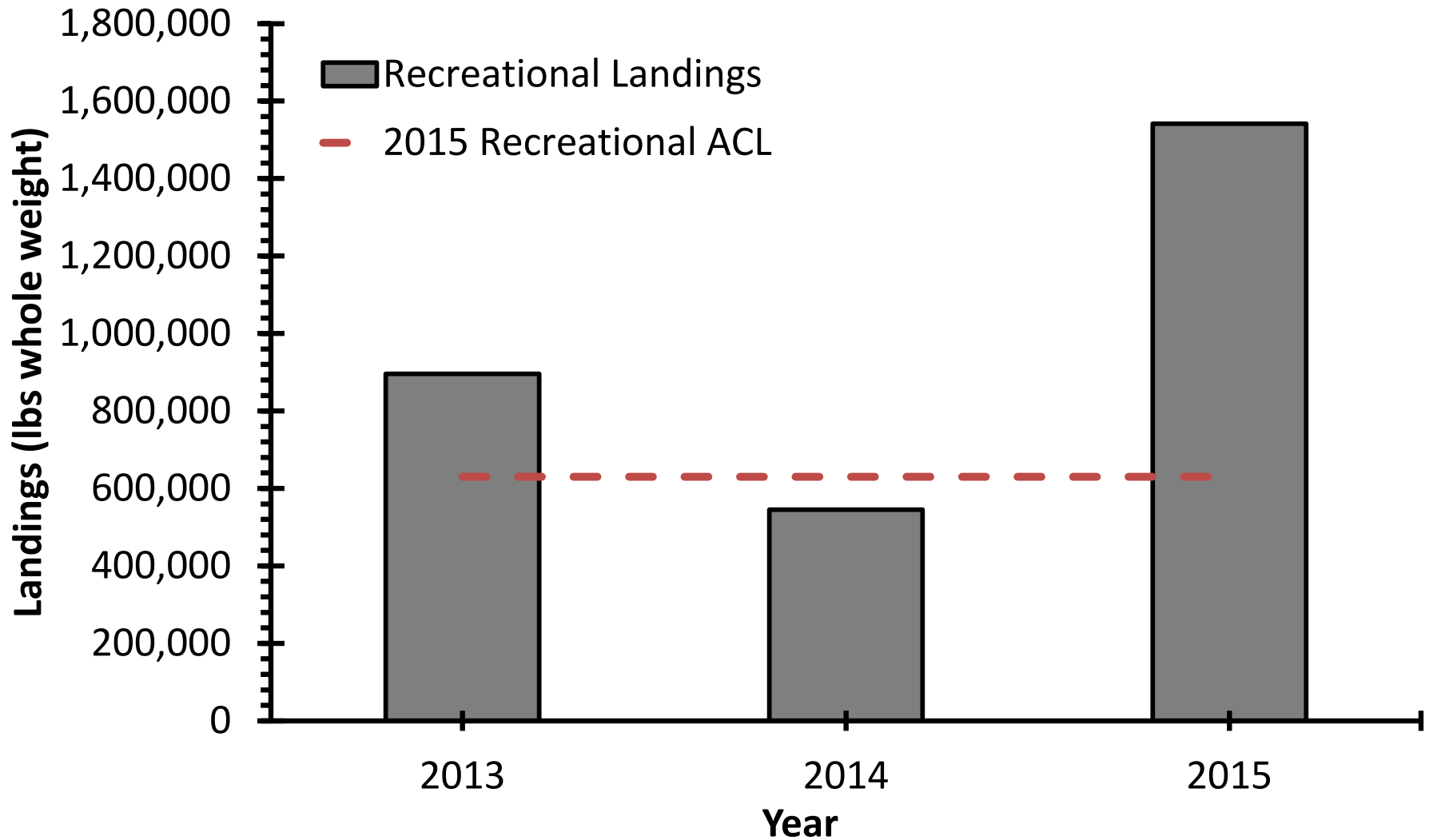
dP

COBIA

*Rachycentron canadum*

# Atlantic Cobia Recreational Landings

(New York through Georgia)



\* All 2015 data are preliminary

# Details of 2015 Atlantic Cobia Recreational Landings by State

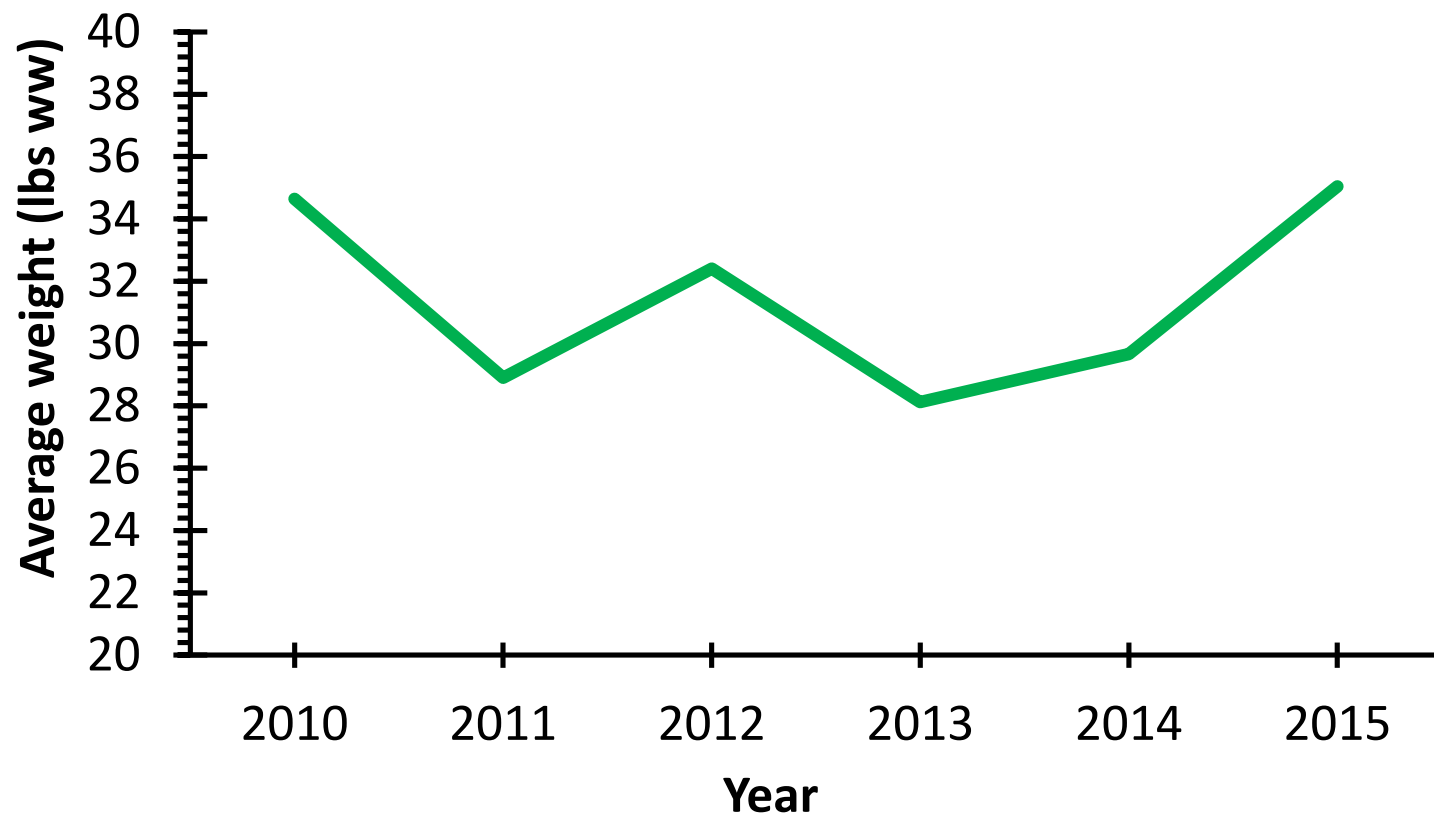
State	Landings (lbs)	% of 2015 Landings	PSE
VA	718,647	47	39
NC	631,006	41	29
SC	124,068	8	47
GA	67,814	4	75
Total	1,541,535	100	NA

# Why were the Atlantic Cobia landings so high in 2015?

Average Atlantic cobia harvested per trip

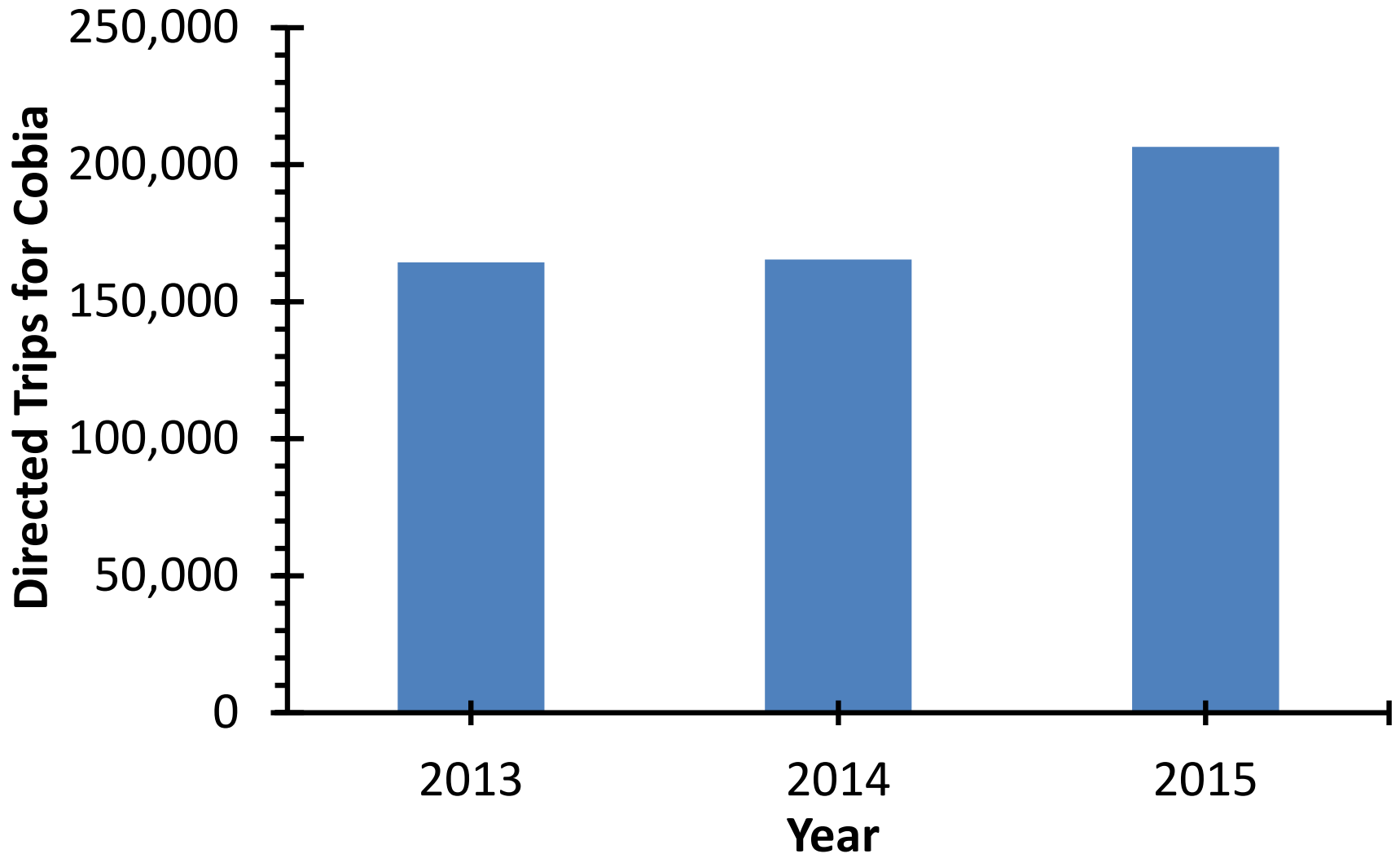
2014 0.512 cobia per person

2015 0.523 cobia per person



\*All data are from New York through Georgia

# Atlantic Cobia Targeted Fishing Effort (New York through Georgia)



- In 2011, Amendment 18 set the AM. If the recreational sector ACL and total ACL (commercial and recreational ACL) are exceeded then compare recreational landings to recreational ACL over a range of years. However, if ACL is changed then the first single year of landings will be compared to the recreational ACL.
- ACL was changed in 2015
- In 2015, both the recreational ACL and total ACL were exceeded

- AM requires the season to be reduced in 2016 based on projections when the landings will reach the ACT (500,000 lbs)
- Closure date dependent on what years are used to predict 2016 landings

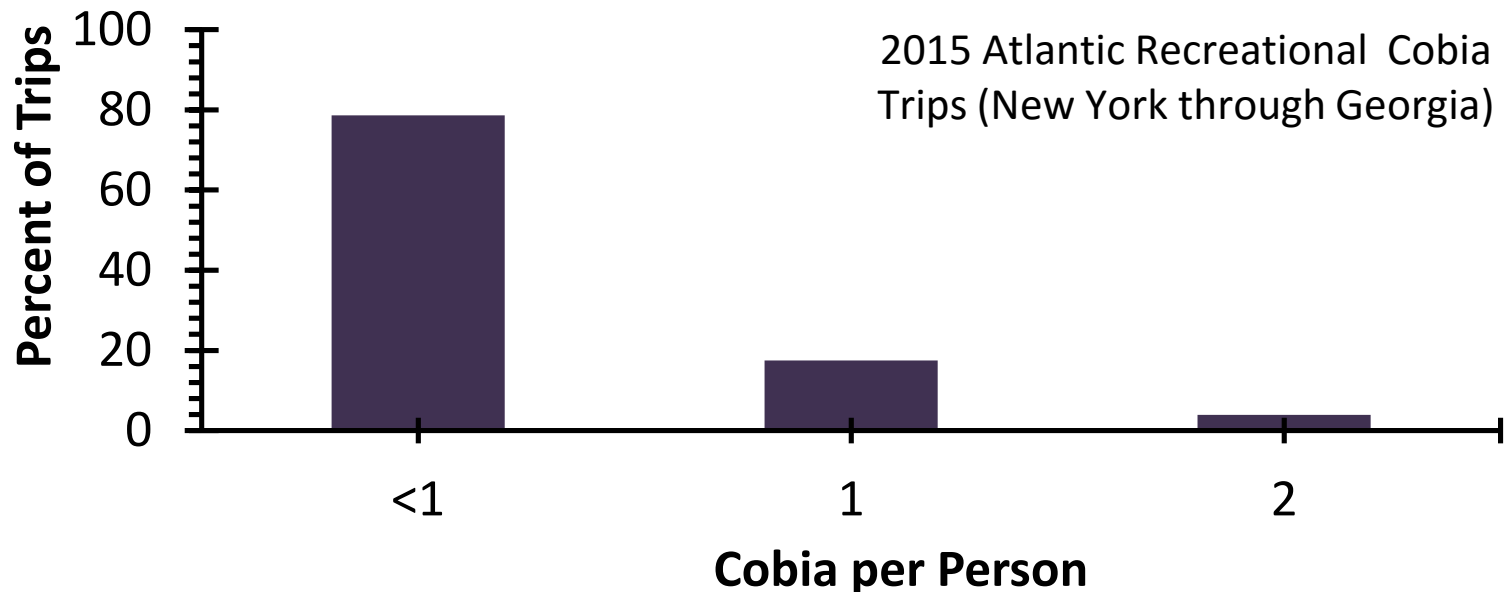
<b>Landings</b>	<b>Closure Date</b>	<b>NC 1 fish bag limit Closure Date</b>
2013	27-Jun	29-Jun
2014	14-Aug	19-Aug
2015	31-May	1-Jun
Average 2013-2015	18-Jun	20-Jun
Average 2014-2015	14-Jun	16-Jun



# Potential Bag Limit Changes

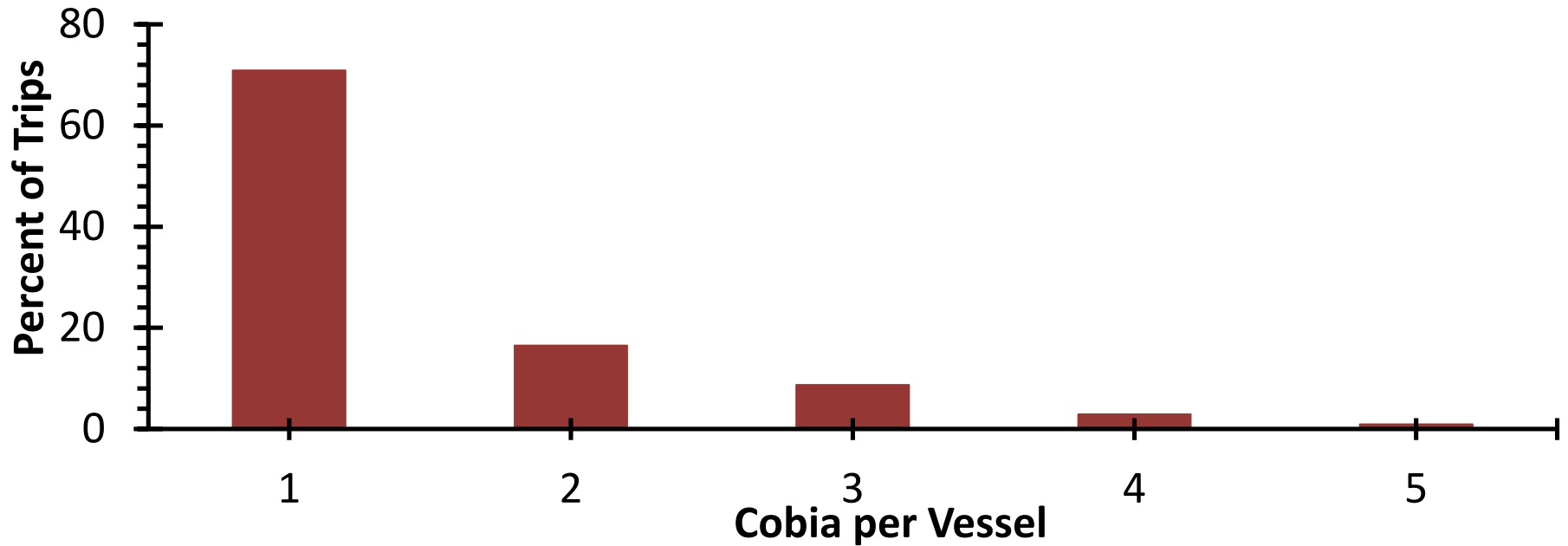
Bag Limit Change	Closure Date	Increase in Days
No Reduction in Bag Limit	18-Jun	-
NC Bag Limit Reduction to 1 Cobia per Person	20-Jun	2
NC, SC, GA Bag Limit Reduction to 1 Cobia per Person	21-Jun	3

\*Closures based on average 2013-2015 landings



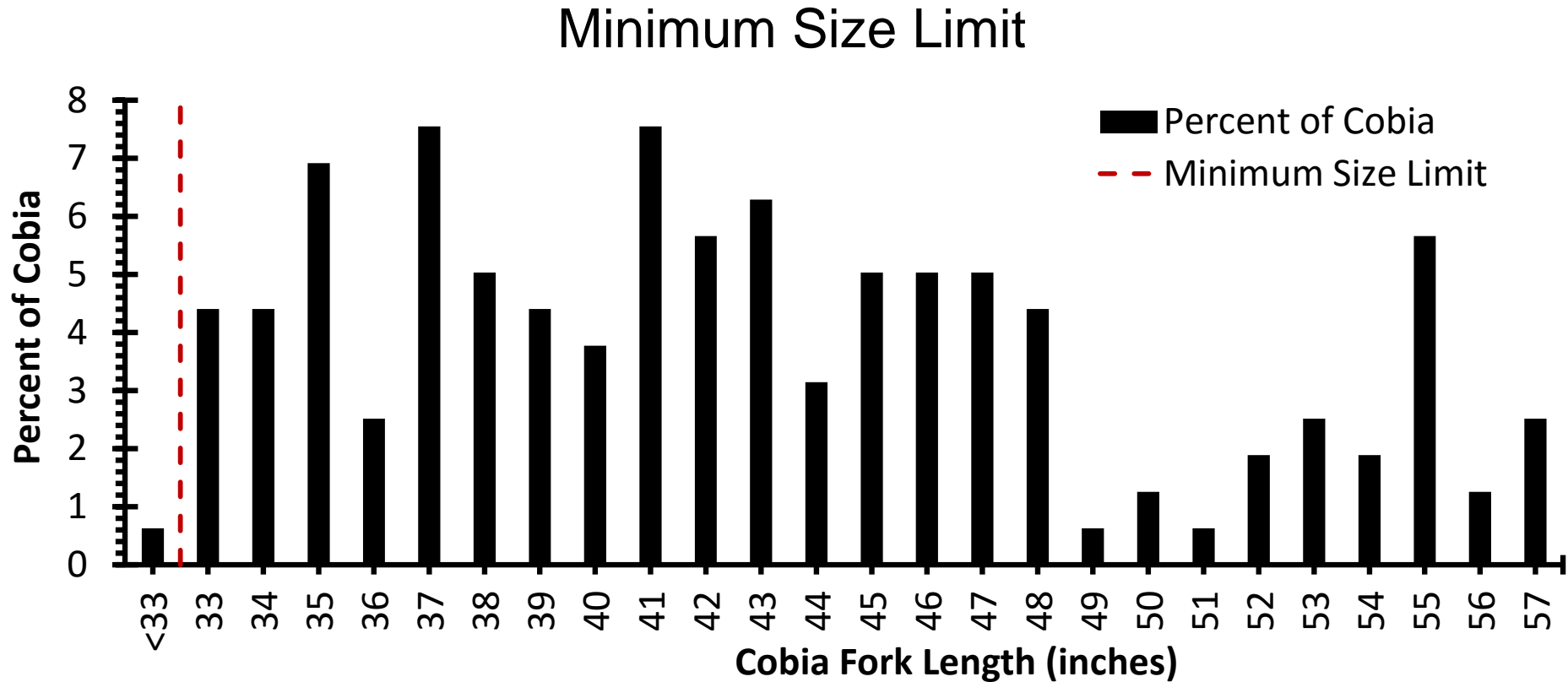
# Other Management Options

## Potential Vessel Limit



Data are from 2015 Atlantic Recreational Cobia Trips (New York through Georgia)

# Other Management Options

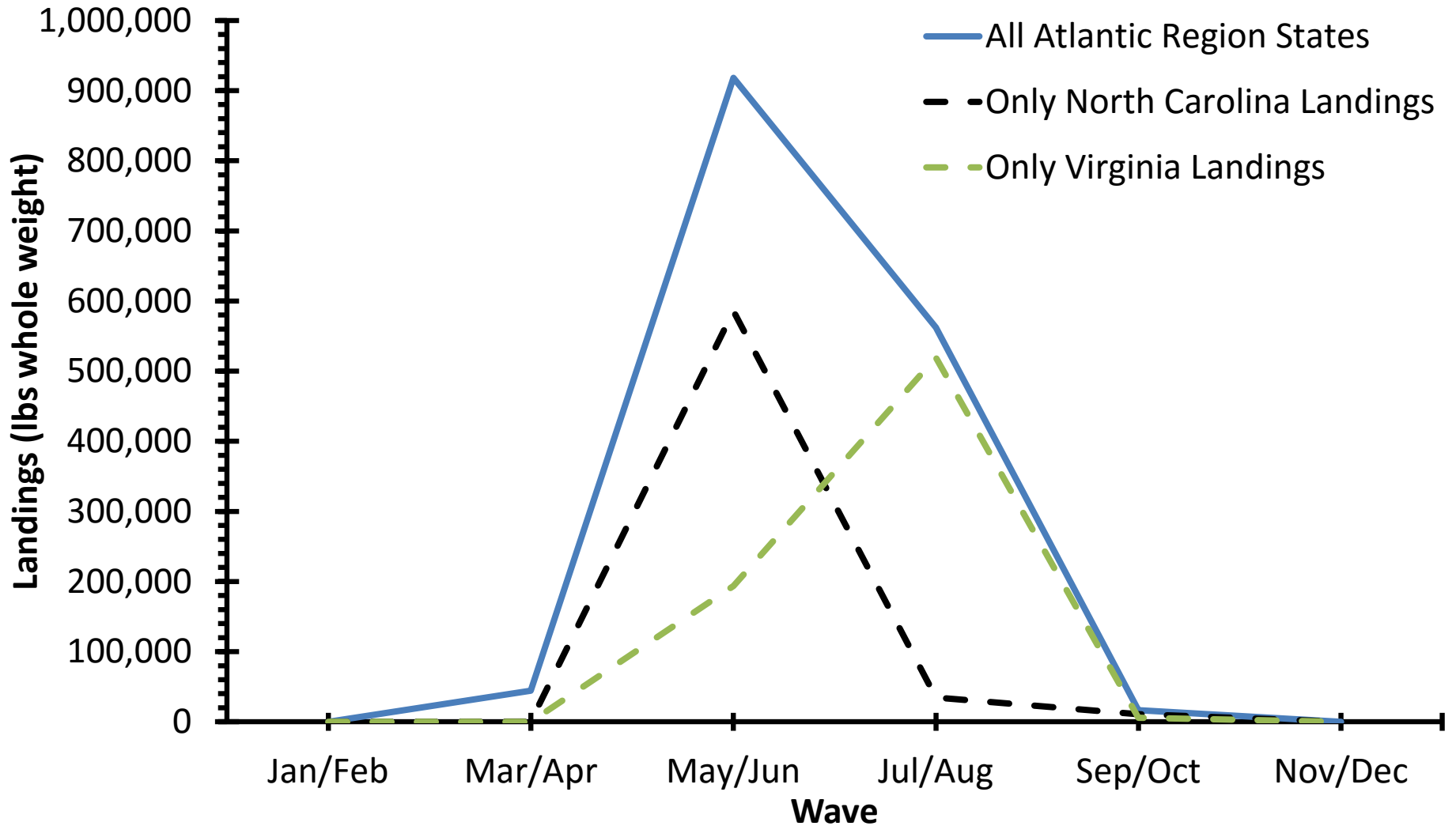


\*100% of cobia are sexually mature at 31 inches fork length (SEDAR 28)

\*Data are from 2015 Atlantic Recreational Cobia Trips (New York through Georgia)

QUESTIONS?

# Details of 2015 Atlantic Cobia Recreational Landings



\*Data are from 2015 Atlantic Recreational Cobia (New York through Georgia)

# Details of Atlantic Cobia Recreational Landings by State from 2013 through 2015

State	2013 Landings		2014 Landings		2015 Landings	
	Landings (lbs)	% of Landings	Landings (lbs)	% of Landings	Landings (lbs)	% of Landings
VA	354,463	40	214,426	39	718,647	47
NC	492,998	55	277,846	51	631,006	41
SC	19,159	2	32,010	6	124,068	8
GA	29,304	3	20,670	4	67,814	4
Total	895,925	100	544,952	100	1,541,535	100

\*Data are from Atlantic Recreational Cobia (New York through Georgia)

# Details of 2015 Atlantic Cobia Recreational Landings by Mode

<b>Mode</b>	<b>2015 Landings</b>	<b>%</b>
Shore	35,957	2
Private	1,400,457	91
Charter	102,948	7
Headboat	2,172	<1
Total	1,541,535	100

\*Data are from 2015 Atlantic Recreational Cobia (New York through Georgia)

# Details of 2015 Atlantic Cobia Recreational Landings by Jurisdiction

<b>Mode</b>	<b>2015 Landings</b>	<b>%</b>
Federal Waters	277,497	18
State Waters	1,261,865	82
Not Provided	2,172	<1
Total	1,541,535	100

\*Data are from 2015 Atlantic Recreational Cobia (New York through Georgia)



