



SOUTH ATLANTIC FISHERY MANAGEMENT COUNCIL

2017/2018 Wreckfish ITQ Review

Wreckfish IPT & Brian Chevront

SEP – February 2018

Charleston, South Carolina



....To Conserve and Manage

Wreckfish History

- Wreckfish discovered on Blake Plateau in late 1980s, transatlantic stock (Sedberry et al 1994).
- Very quick expansion, from 2 vessels landing 300K lbs in 1987 to 25 vessels landing 2M lbs in 1989
- IFQ starting in 1992, the oldest finfish ITQ in the US. Because of its age, this ITQ is exempted from some later requirements.

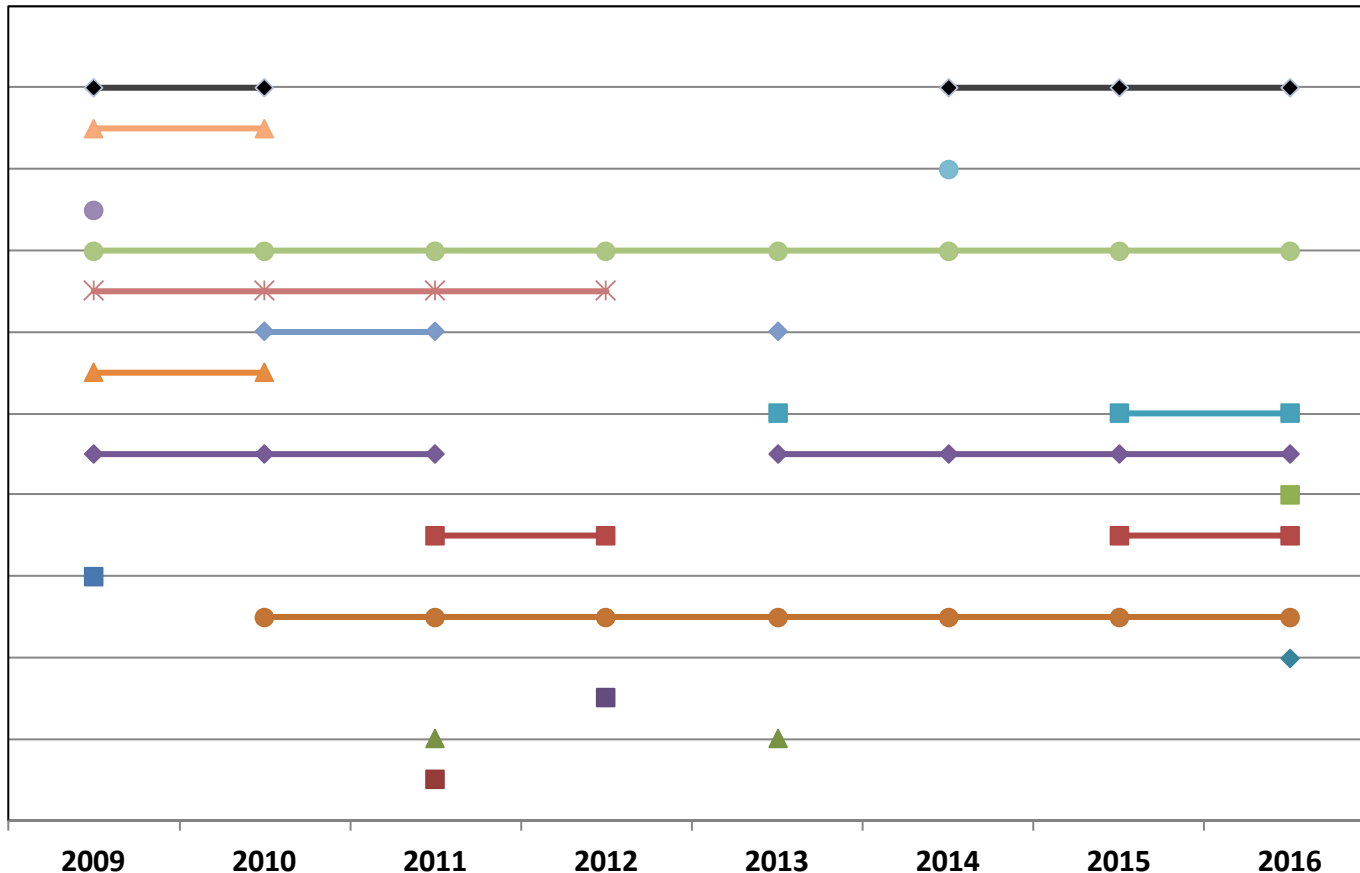
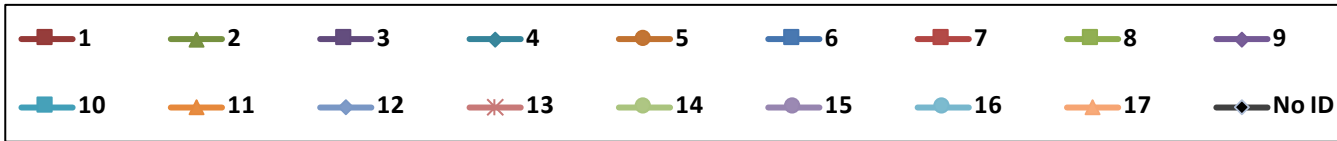


Participants

Fishing Year	Shareholder Entities	Dealers	Vessels
2009/2010	27	4	7
2010/2011	26	5	6
2011/2012	33	4	7
2012/2013	11	3	5
2013/2014	7	4	5
2014/2015	6	3	4
2015/2016	6	4	5
2016/2017	6	5	6



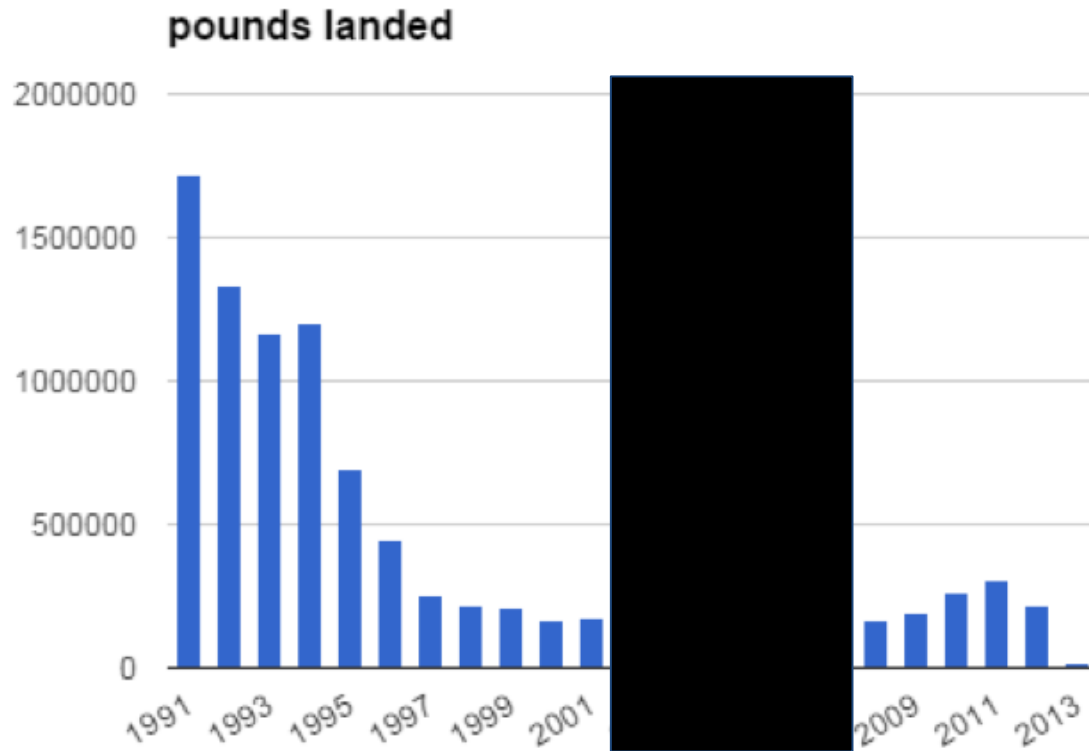
Participation in the Wreckfish Fishery 2009-2016



- A few vessels participate consistently
- Others are more sporadic
- Some for one year only and have dropped out



Decline in landings



Stock Status of Wreckfish in the South Atlantic Region

- According to Status of Stocks, 3rd quarter 2017 update:
 - Overfished? No
 - Undergoing overfishing? No
- Most recent stock assessment: Rademeyer and Butterworth, 2014. (Based on recommendations from SAFMC SSC workshop in 2013)



Why they said they stopped harvesting (Yandle and Crosson, 2015)

- Council records (1992-2005)
 - other fisheries were more lucrative
 - developing catch history in other fisheries
 - waiting for share prices to go up before selling
- 2013 survey results from former shareholders:
 - better alternatives
 - health/safety
 - not enough allocation to be worth it



Wreckfish Management Timeline

1990: 2M lbs TAC introduced

1991: Banned bottom longlines, started permits

1992: Price declines, Council works on ITQ plan

1993: ITQ starts with 49 shareholders and a 2M lbs quota

2011: SSC sets ABC to 235,000 lbs/Council
established sector allocation of 95% Com/5% Rec

2012: Inactive shares revoked & 49% share ownership cap

2012/2014: Independent stock assessment reviewed by SSC and reset ABC to 433,000 lbs



Current Catch Levels

- Regulatory Amendment 22 to the Snapper Grouper FMP implemented the following catch levels in 2015. 2020 catch levels will remain in place until modified.

Year	ABC lbs ww	ACL lbs ww	Commercial ACL (95%)	Recreational ACL (5%)
2015	433,000	433,000	411,350	21,650
2016	423,700	423,700	402,515	21,185
2017	414,200	414,200	393,490	20,710
2018	406,300	406,300	385,985	20,315
2019	396,800	396,800	376,960	19,840
2020	389,100	389,100	369,645	19,455



ITQ Program Administration

- SERO
 - Manages permits and shareholdings
 - Creates and distributes coupons
 - Share transfers
- SEFSC
 - Manages logbook and dealer reporting
 - Receives coupons
- OLE
 - Enforcement of program



Wreckfish Data Collection

- 4 separate but related data collection systems have been used to manage the program
 - Wreckfish Vessel Logbook (monthly)
 - Landings (incl. non-wreckfish spp.), effort, participation, coupon purchases
 - Wreckfish dealer report (monthly)
 - Partial verification of logbooks, plus ex-vessel price and revenue
 - Two part coupon system
 - Additional verification, enforcement aid, management, & quota transfers



Wreckfish Logbooks

- Monthly submission
- Coupons submitted with logbooks

Primary data captured

- Total landings (all spp.)
- Number of wreckfish
- Coupon purchases
- Departure and return dates
- Trip duration
- Vessel identifier
- Dealer identifier

Secondary data captured

- Incidental catch
 - Gear
 - Fishing time
 - Fishing location
 - Fishing depth
- * These data may be missing or not reported



Dealer Reports

- Monthly submission
- Coupons must be submitted with report

MONTHLY WRECKFISH DEALER REPORT			
Attach DEALER Portion of Coupon Here:			
WRECKFISH DEALER REPORT for MONTH of _____, 200			
Signature:		Federal Permit No.	
Company Name:		Company Address:	
NO FISH WERE PURCHASED during MONTH of _____, 201			
List total purchases of wreckfish for each day below			
Date	Lbs of Wreckfish	Price/Lb.	Vessel Permit No.



Dealer Data Collected

- Schedule number
- Date received
- Month and year landed
- Dealer permit number
- State landed
- Month, day, and year purchased
- Pounds landed (gw)
- Price/lb to fishermen
- Vessel permit number



Coupons

- Issued in 100 and 500 lb increments
- Two portions to coupons
 - One portion submitted by vessel with logbook
 - Other portion submitted with dealer reports
- Barcoded to shareholder/permit holder
- Dealer permit number on portions
- Month of landing
- Date received recorded



NMFS/SER



WRECKFISH

ITQ

500 LBS.

APRIL 16, 2017 - JAN. 14, 2018

Instructions For Use

1. Coupon denominations are eviscerated weight of wreckfish.
2. Coupons may only be bought by shareholders. Buyer must sign coupon and provide shareholder certificate number.
3. Prior to landing, signature, date, and vessel ID number must be completed on the "Fisherman" portion.
4. "Fish House" portion must be provided to dealer when wreckfish is sold.
5. Fisherman and dealer must return used portion of coupon to NMFS with required reports.



WRECKFISH ITQ

500 LBS.

NMFS/SER

APRIL 16, 2017 - JAN. 14, 2018

CP29-0817 (D/LF3) Printed in the U.S.A.
U.S. GOVERNMENT PUBLISHING OFFICE: 2016 - 734-779



Fisherman

Transfer Record

Buyer Signature Certificate #

Buyer Signature Certificate #

Cancellation

Vessel ID Number

Signature

Date

1850602

Fish House

Cancellation

Vessel ID Number

Federal Dealer Permit Number

1	01	02	03	04	05	06	07	08	09	10
2	11	12	13	14	15	16	17	18	19	20
3	21	22	23	24	25	26	27	28	29	30
4	31	32	33	34	35	36	37	38	39	40

Indicate Cancellation Month

01 02 03 04 05 06 07 08 09 10 11 12

Signature

Date

1850602



Wreckfish ITQ Review

- Council staff conducted an initial ITQ review in 2009.
- Since then, NOAA has issued policy and guidance to assist Councils and RAs in reviewing ITQs.
- This ITQ is exempt from from many of the policies because it predates the Reauthorized Magnuson Stephens Act.



Wreckfish ITQ Review

- It is not exempt from program review requirements
- Subsequent reviews should be at least once every 7 years.
- This is the first subsequent review.
- Fishing years for review:
 - Baseline: 2009/2010 – 2011/2012
 - Comparative analysis: 2012/2013 – 2016/2017
 - (Fishing year is April 16 – January 14)



Issues encountered so far...

- **Confidentiality**

- Concern that data from fishers/dealers for some years might be confidential, especially at the state or community level.
- Waivers ?

- **SSC recommendations**

- If still confidential after waivers
 - Use standard scores for the data
 - Can use rolling averages
 - Review Butterworth assessment & how they handled it



SSC recommendations

- Find out how much of the data provide clear or complete records vs. how much is incomplete and include in the data discussion
 - If there are enough clear records, a model could be constructed to infer the missing values
- Evaluate each data source separately



ITQ Review Timeline

- SEP will meet in February to discuss the review
- Draft review document to the Council in March 2018
- Final review by SSC, Snapper Grouper AP, and Wreckfish ITQ participants in Spring 2018
- Council reviews document again in June 2018
- Council finalizes review in September 2018



How the SEP can help:

- Does the SEP have input on the data and confidentiality issues beyond what the SSC has recommended?
- If SERO can't get waivers for all the past fishery participants, what suggestions does the SEP have that could help provide more detailed information?



Specific SEP Input Requests

- The draft document has several topics the SSC and Council would like the SEP to comment on:

Eligibility & Participation	Sector Allocation	Share Transferability
Share Caps	Price Analysis	Catch & Sustainability
Safety at Sea	New Entrants	Monitoring & Enforcement
Privilege Duration	Subsequent Distribution	???

