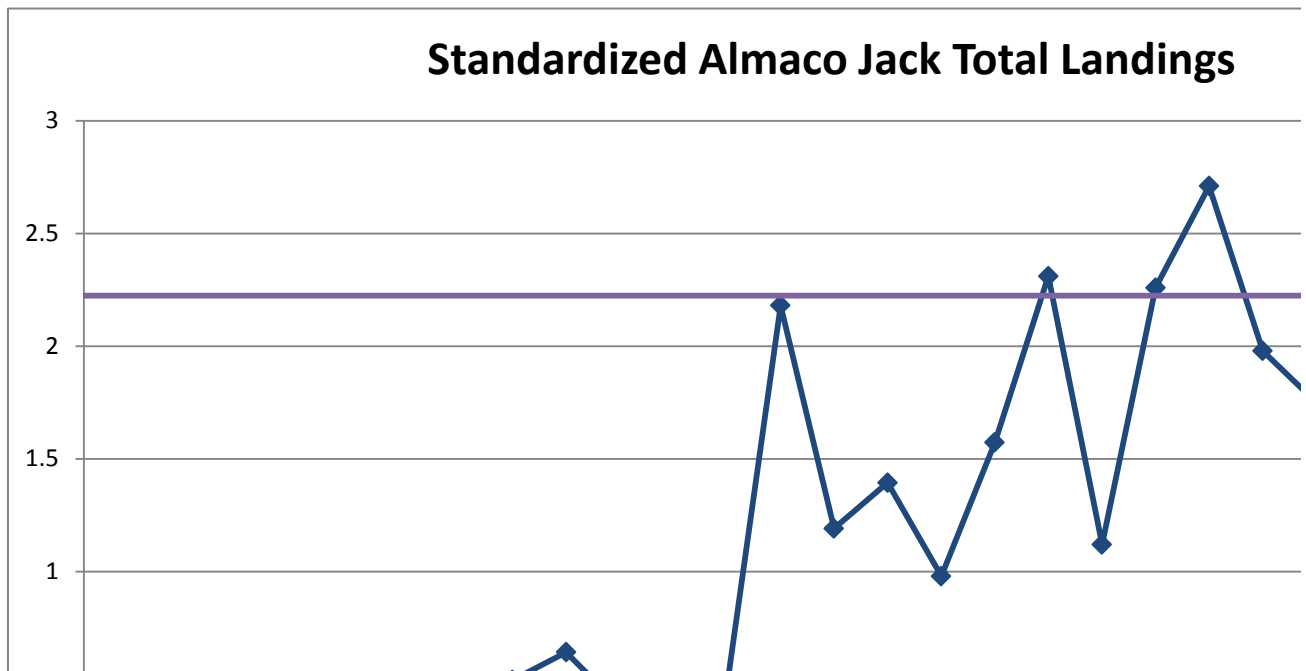
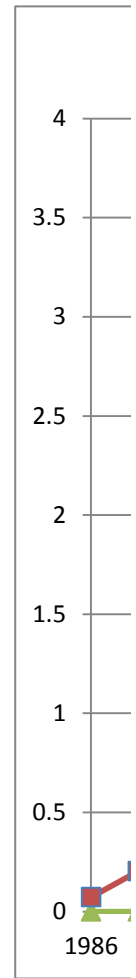
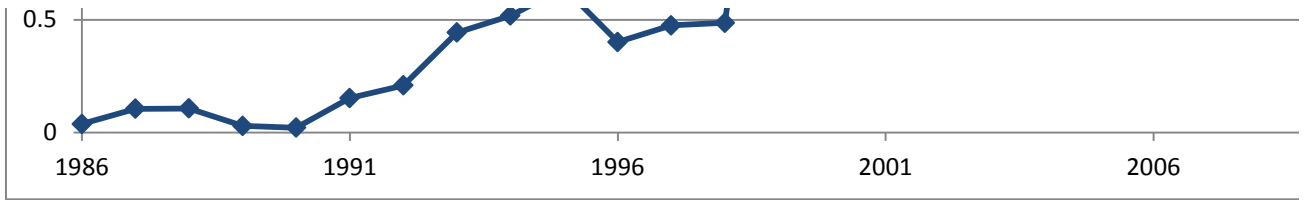


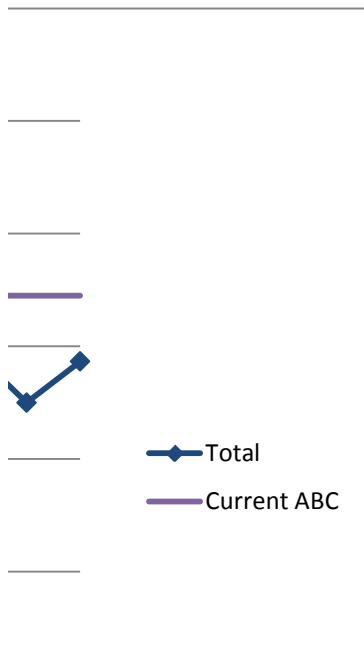
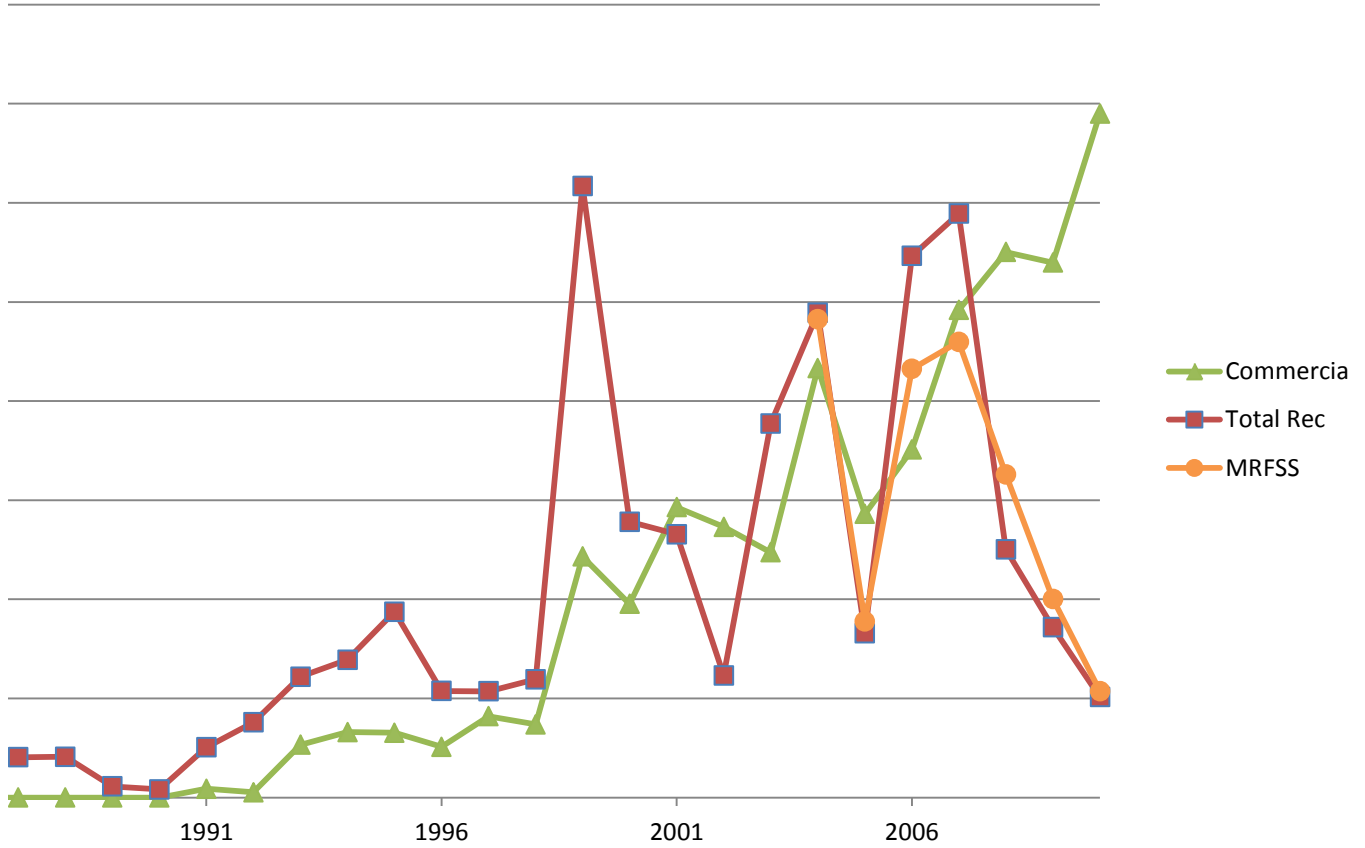
Almaco Jack

Year	Commercial	Total Rec	Total	Current ABC	MRFSS	Current ABC
1986	0	0.072515098	0.037406525	2.223872	2.413396	291,922
1987	0	0.203108191	0.104772273	2.223872	0.888818	
1988	0	0.205609053	0.106062329	2.223872	2.162312	3rd Highest
1989	0	0.056384935	0.029085867	2.223872	2.298916	296,541
1990	0	0.04086969	0.021082411	2.223872	1.630281	
1991	0.044041399	0.253844631	0.152267273	2.223872	1.001833	
1992	0.026796178	0.3793467	0.208657478	2.223872	0.536649	
1993	0.26638831	0.609211955	0.443232052	2.223872		
1994	0.330570112	0.695097245	0.518609482	2.223872		
1995	0.326667909	0.937221855	0.641618893	2.223872		
1996	0.255641516	0.537421938	0.400996438	2.223872		
1997	0.409998829	0.53647482	0.475240792	2.223872		
1998	0.368648063	0.596793598	0.486335716	2.223872		
1999	1.216118491	3.085154463	2.180250692	2.223872		
2000	0.977029869	1.390950103	1.190548406	2.223872		
2001	1.464459111	1.32795385	1.394043602	2.223872		
2002	1.36562952	0.616250588	0.979066409	2.223872		
2003	1.236715201	1.886666005	1.571988844	2.223872		
2004	2.165990285	2.445553779	2.310201617	2.223872		
2005	1.4307082	0.828233681	1.119924944	2.223872		
2006	1.755078843	2.7320858	2.259062652	2.223872		
2007	2.459662548	2.945005296	2.710024006	2.223872		
2008	2.751509586	1.252397049	1.978200409	2.223872		
2009	2.698058843	0.859125238	1.749454786	2.223872		
2010	3.45028719	0.50672444	1.931866102	2.223872		



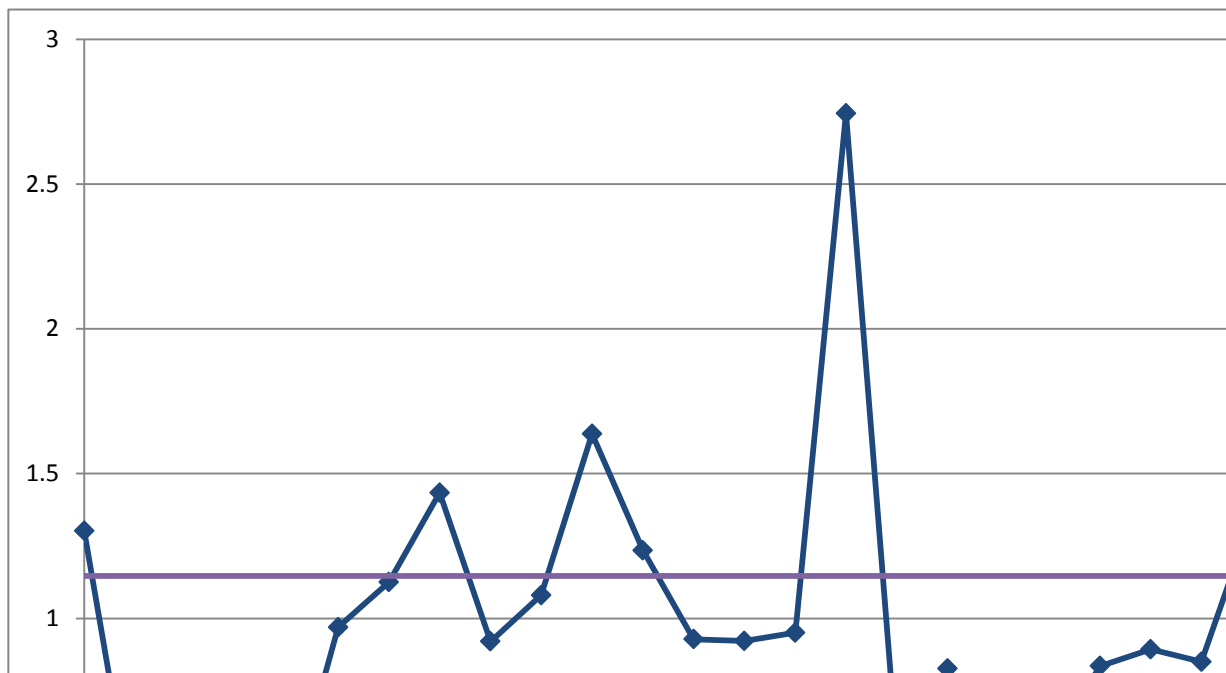
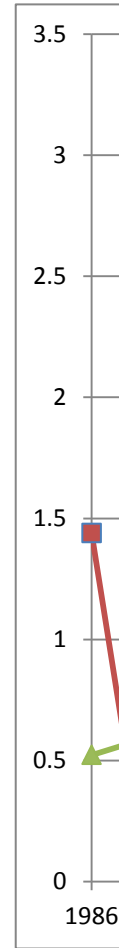


Standardized Recreational Almaco Jack Landings

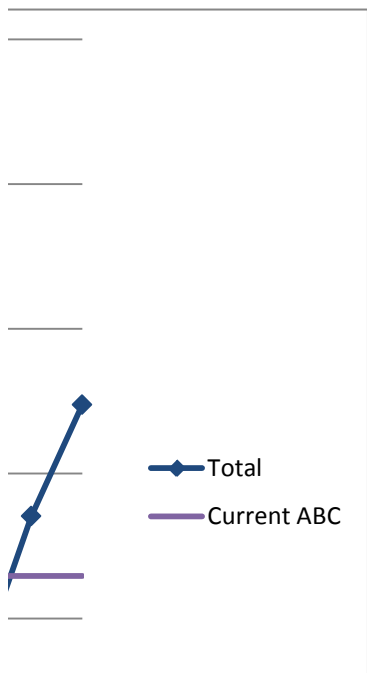
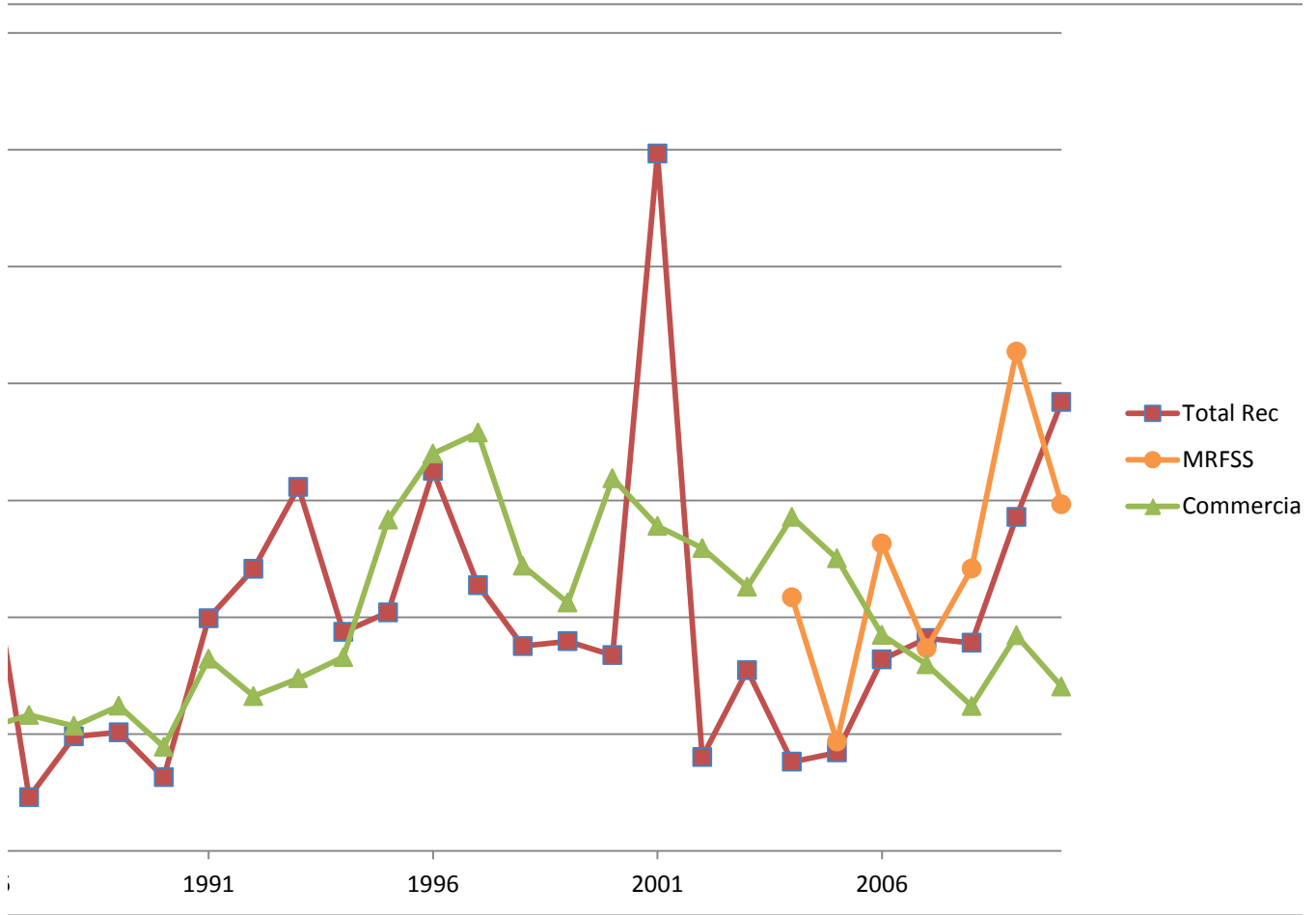


Atlantic Spadefish

Year	Commercial	Total Rec	Total	Current ABC	MRFSS	Current ABC
1986	0.522735157	1.439438	1.301931	1.146200	1.084281	282,841
1987	0.581657342	0.230062	0.282801	1.146200	0.468245	
1988	0.534946449	0.489944	0.496695	1.146200	1.314754	3rd largest
1989	0.620371461	0.507611	0.524525	1.146200	0.866856	227,479
1990	0.445171839	0.315183	0.334682	1.146200	1.207318	
1991	0.822019877	0.995311	0.969317	1.146200	2.135779	
1992	0.662138403	1.207194	1.125435	1.146200	1.483142	
1993	0.738296881	1.556424	1.433704	1.146200		
1994	0.828692862	0.936353	0.920204	1.146200		
1995	1.416644964	1.020607	1.080014	1.146200		
1996	1.699936134	1.62595	1.637048	1.146200		
1997	1.788954292	1.136934	1.234738	1.146200		
1998	1.220102596	0.876697	0.928208	1.146200		
1999	1.062382412	0.897048	0.921848	1.146200		
2000	1.594140957	0.837316	0.95084	1.146200		
2001	1.390034073	2.982669	2.743772	1.146200		
2002	1.295288494	0.401107	0.535235	1.146200		
2003	1.129220325	0.773009	0.826441	1.146200		
2004	1.428207869	0.381468	0.53848	1.146200		
2005	1.25130623	0.420789	0.545367	1.146200		
2006	0.924194892	0.819205	0.834954	1.146200		
2007	0.797840438	0.909891	0.893084	1.146200		
2008	0.62023638	0.89044	0.849909	1.146200		
2009	0.922195698	1.429195	1.353145	1.146200		
2010	0.703283973	1.920155	1.737623	1.146200		





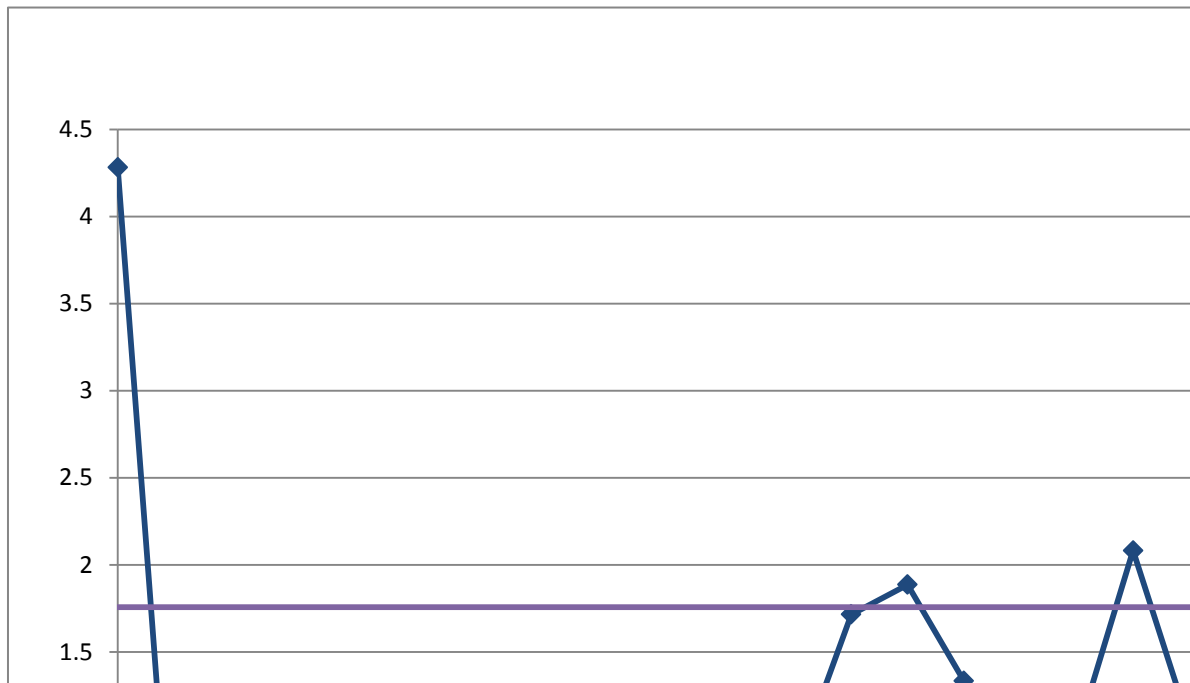


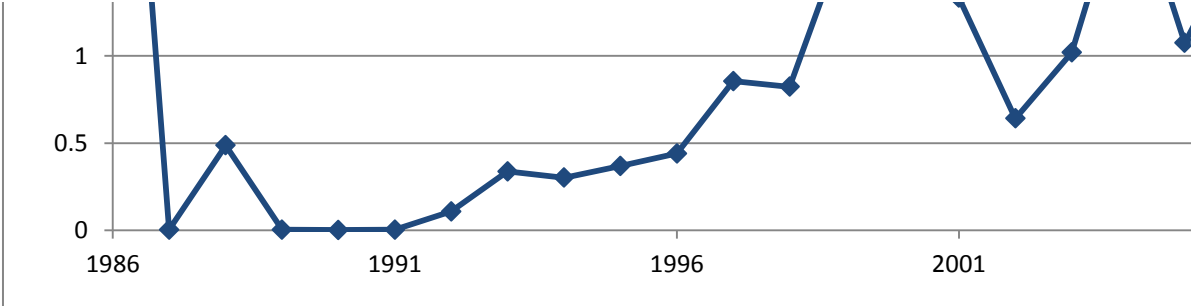


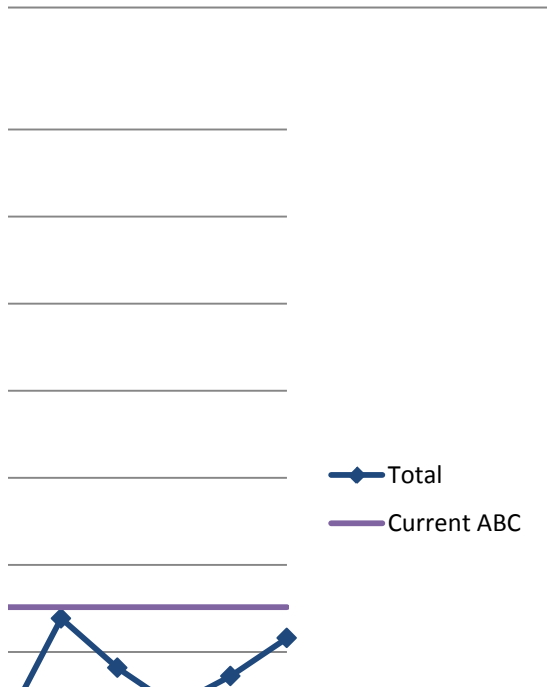
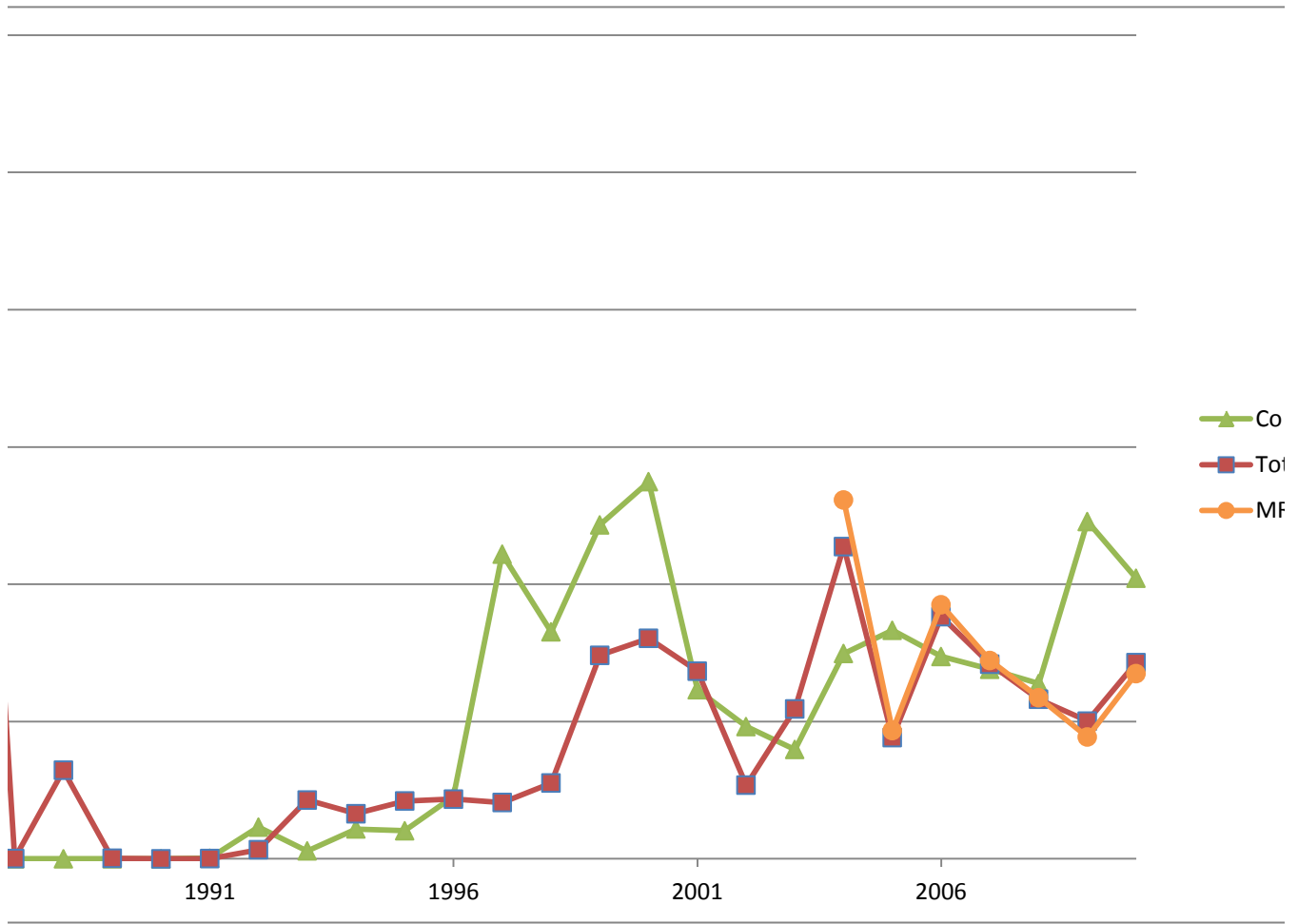


Banded Rudderfish

Year	Commercial	Total Rec	Total	Current ABC	MRFSS	Current ABC
1986	0	5.682587	4.282076	1.758114	2.613162	152,999
1987	0	0.002873	0.002165	1.758114	0.933764	
1988	0	0.645572	0.486467	1.758114	1.850391	3rd Largest
1989	0	0.003336	0.002513	1.758114	1.445219	149,388
1990	0	0.000908	0.000685	1.758114	1.173913	
1991	0.005455115	0.001211	0.002257	1.758114	0.886646	
1992	0.231073082	0.066213	0.106844	1.758114	1.349186	
1993	0.056649272	0.428797	0.337078	1.758114		
1994	0.216805858	0.329118	0.301438	1.758114		
1995	0.204869879	0.421065	0.367783	1.758114		
1996	0.453520554	0.435736	0.440119	1.758114		
1997	2.219812232	0.409498	0.855662	1.758114		
1998	1.65210726	0.552323	0.823372	1.758114		
1999	2.431955598	1.482663	1.716622	1.758114		
2000	2.746906903	1.605696	1.886955	1.758114		
2001	1.231457271	1.367606	1.334051	1.758114		
2002	0.963130882	0.536374	0.641551	1.758114		
2003	0.796027184	1.092443	1.019389	1.758114		
2004	1.495167794	2.275427	2.083127	1.758114		
2005	1.664416237	0.882082	1.074894	1.758114		
2006	1.474419706	1.765008	1.693391	1.758114		
2007	1.380470501	1.418846	1.409388	1.758114		
2008	1.27603069	1.162383	1.190392	1.758114		
2009	2.456480304	1.002999	1.361219	1.758114		
2010	2.043243677	1.429237	1.580563	1.758114		







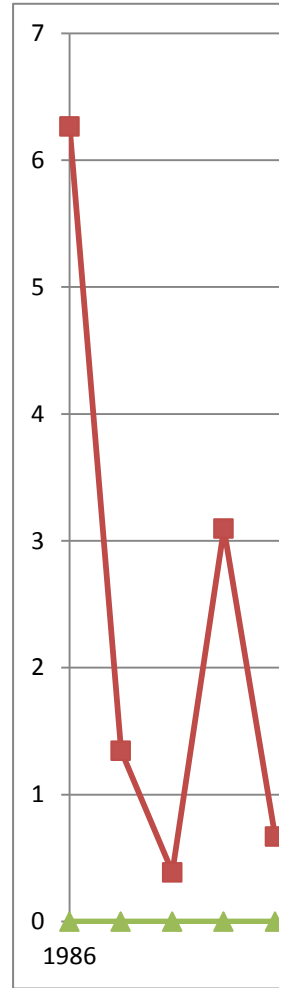


2006

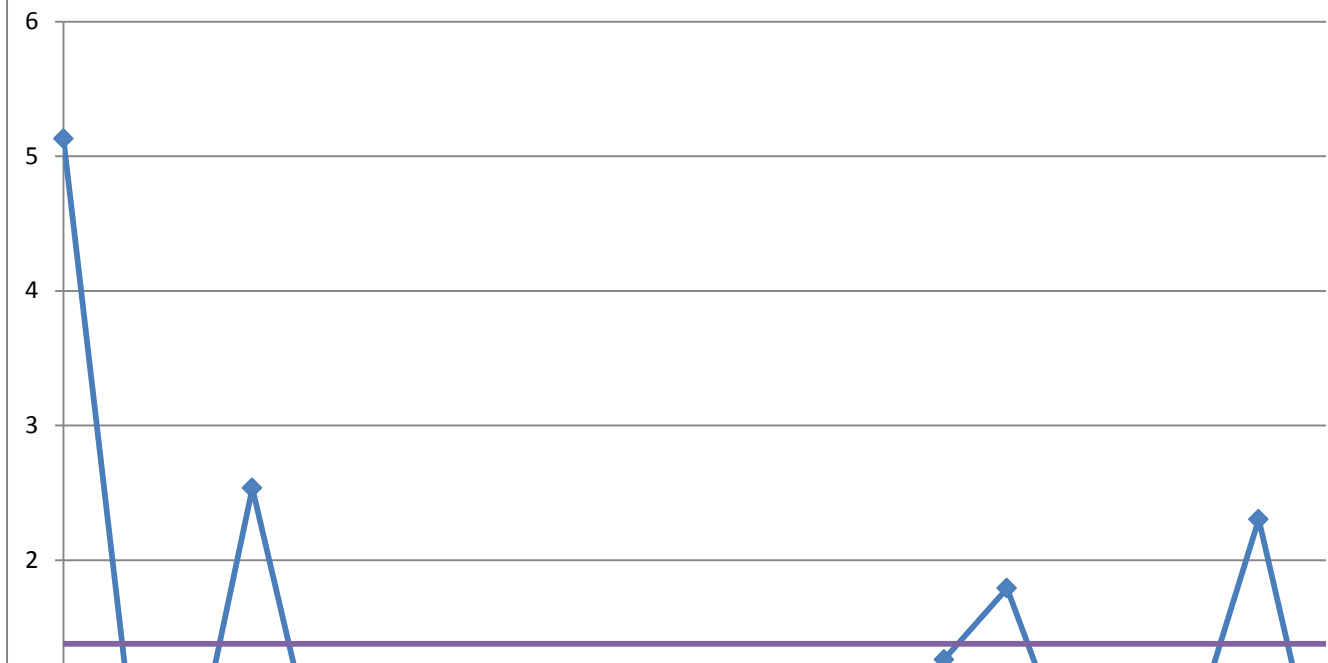
mmercial
tal Rec
RFSS

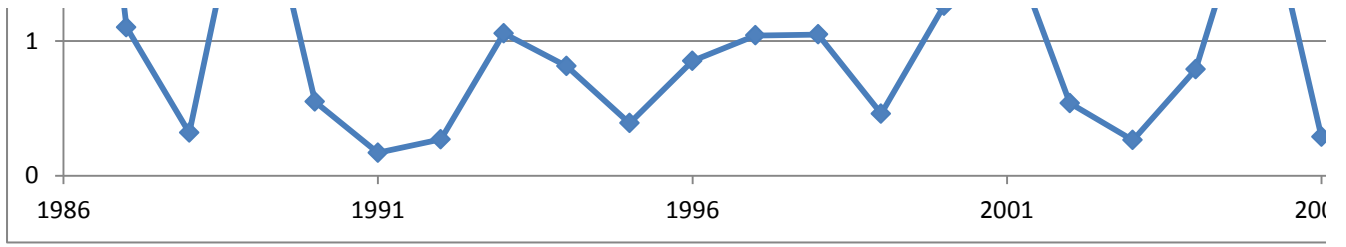
Bar Jack

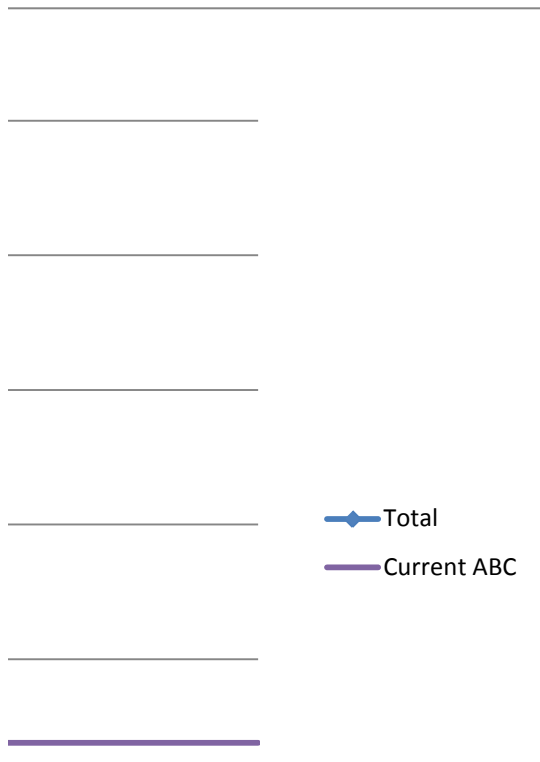
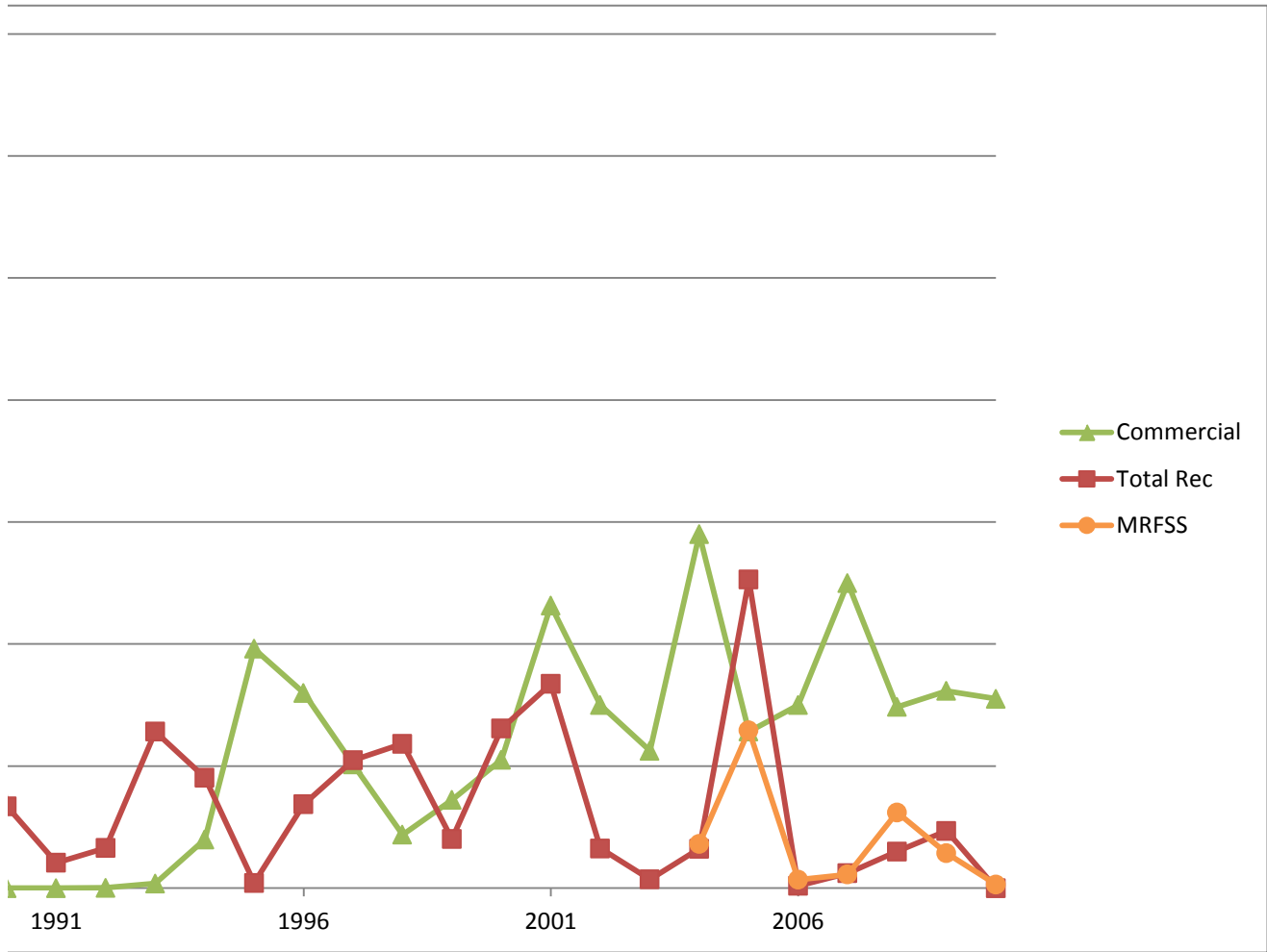
Year	Commercial	Total Rec	Total	Current ABC	MRFSS	Current ABC
1986	0	6.266765	5.129904	1.378397973	0.362205	20,520
1987	0	1.345781	1.101642	1.378397973	1.294098	
1988	0	0.388652	0.318146	1.378397973	0.069669	3rd Highest
1989	0	3.096367	2.534651	1.378397973	0.112674	18,785
1990	0	0.670849	0.54915	1.378397973	0.621001	
1991	0	0.207874	0.170163	1.378397973	0.286525	
1992	0.00259198	0.329291	0.270024	1.378397973	0.030593	
1993	0.03776883	1.282641	1.056808	1.378397973		
1994	0.39916464	0.905361	0.813531	1.378397973		
1995	1.96101665	0.042242	0.390329	1.378397973		
1996	1.59888027	0.687793	0.853074	1.378397973		
1997	1.01420404	1.04779	1.041697	1.378397973		
1998	0.43730375	1.183777	1.048358	1.378397973		
1999	0.72242135	0.402163	0.460261	1.378397973		
2000	1.05197287	1.308369	1.261856	1.378397973		
2001	2.31574738	1.674084	1.790489	1.378397973		
2002	1.50001481	0.325674	0.538713	1.378397973		
2003	1.12454826	0.072485	0.263341	1.378397973		
2004	2.89931276	0.322578	0.790026	1.378397973		
2005	1.28265893	2.529663	2.303443	1.378397973		
2006	1.50001481	0.01871	0.287435	1.378397973		
2007	2.50014811	0.122105	0.553509	1.378397973		
2008	1.48483322	0.300257	0.515153	1.378397973		
2009	1.61628355	0.468727	0.676906	1.378397973		
2010	1.55111381	0	0.281389	1.378397973		

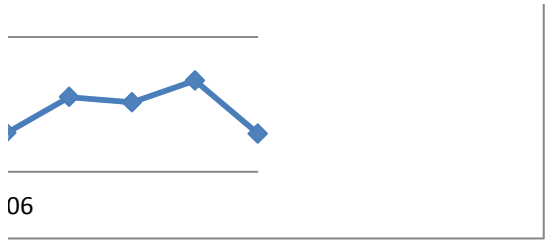


Bar Jack Total Landings



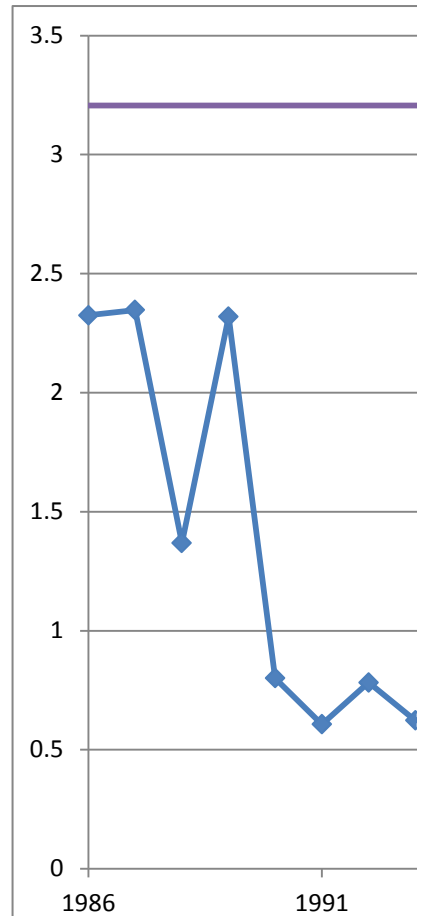
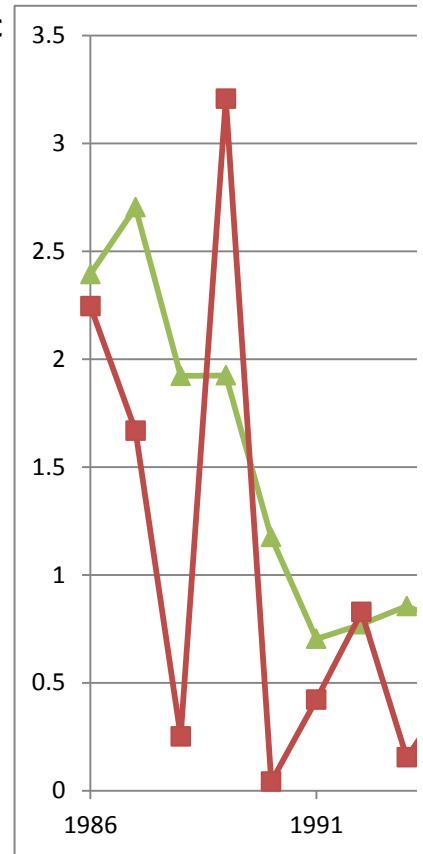


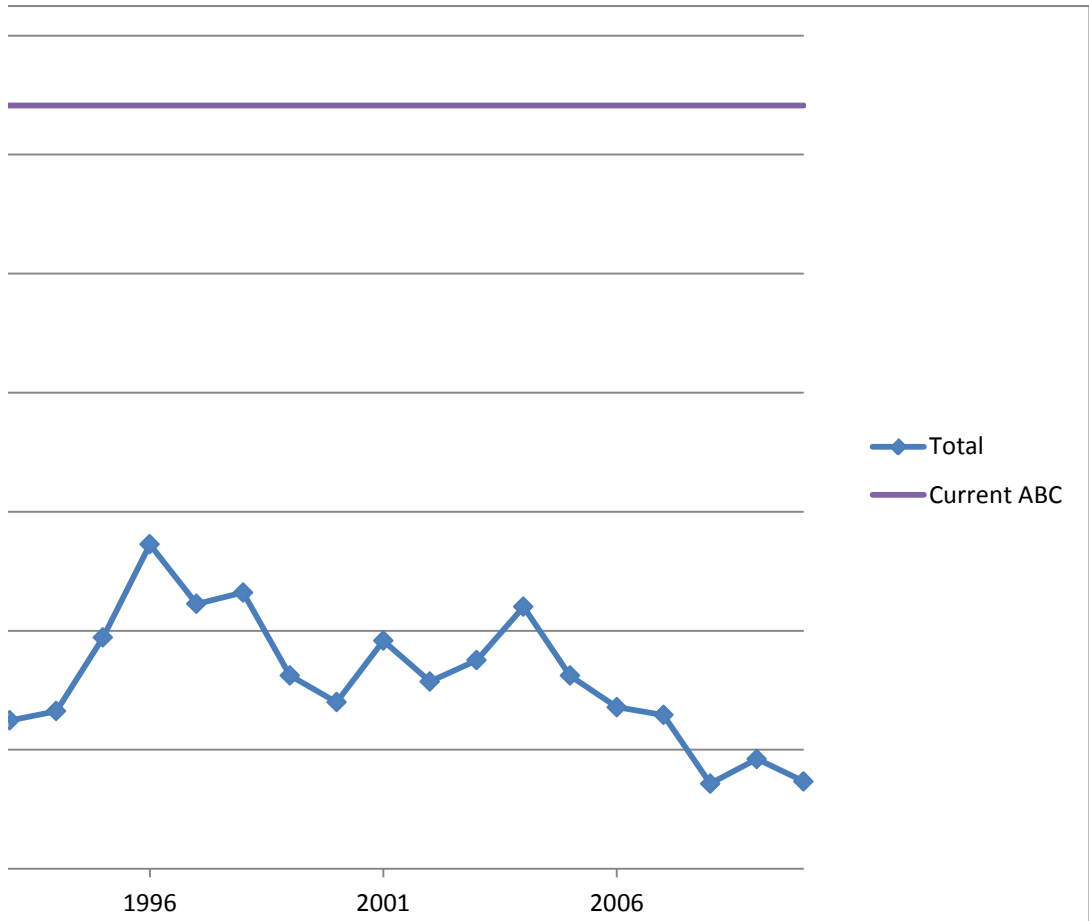
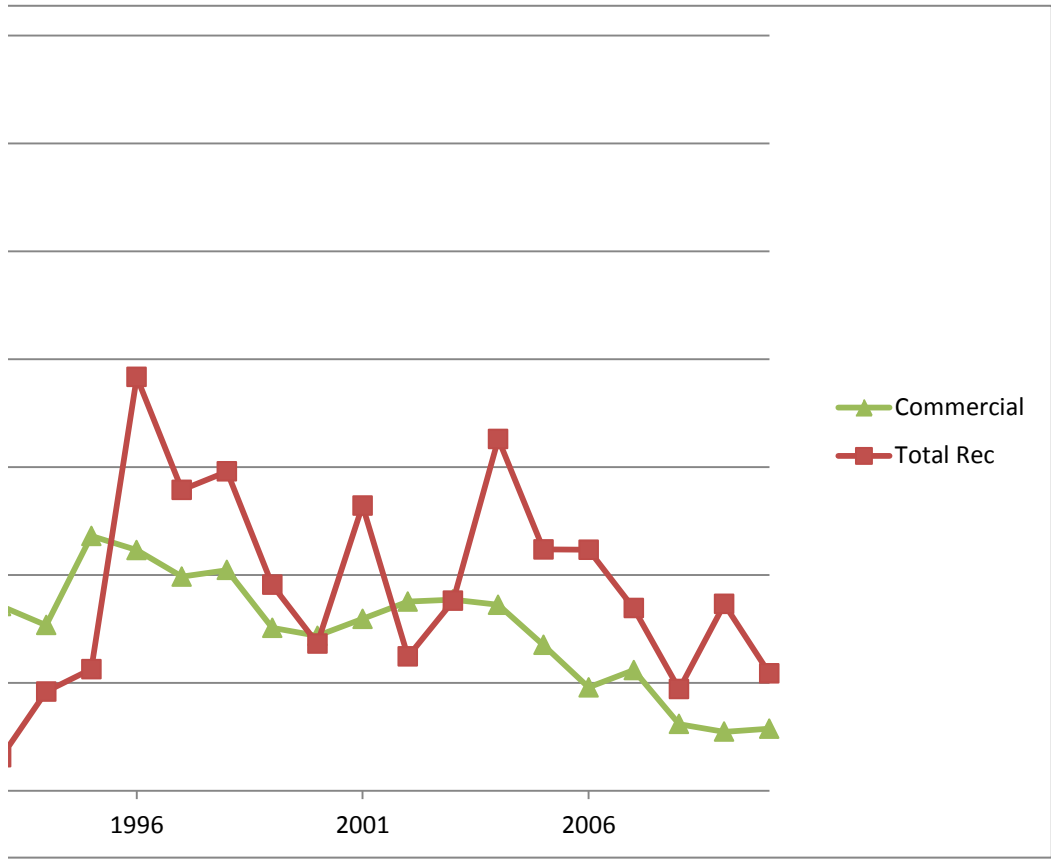




Black Grouper

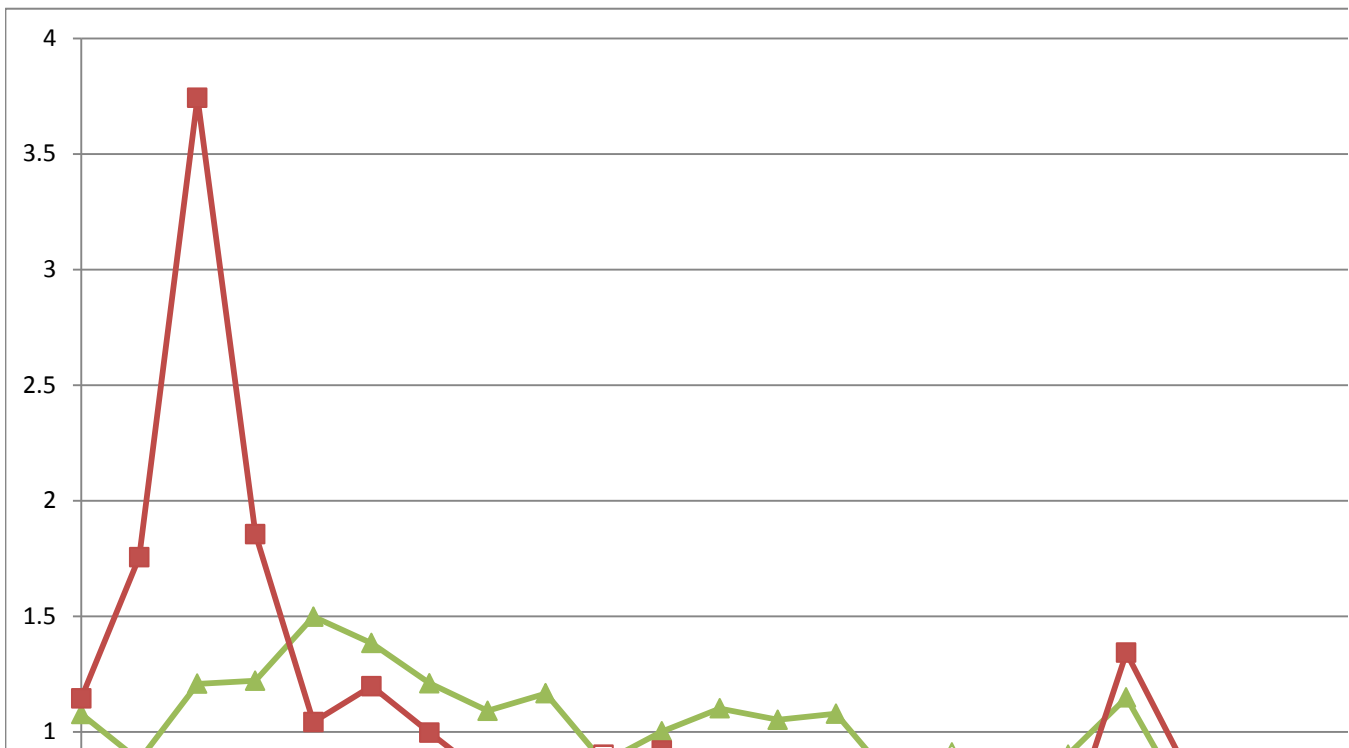
Year	Commercial	Total Rec	Total	Current ABC	Current ABC
1986	2.393622998	2.245486	2.325121	3.206367386	817,740
1987	2.702929511	1.668501	2.347009	3.206367386	
1988	1.921932614	0.251673	1.368579	3.206367386	
1989	1.92460702	3.205898	2.319399	3.206367386	
1990	1.175357727	0.041641	0.800888	3.206367386	
1991	0.703597118	0.422704	0.607214	3.206367386	
1992	0.771235606	0.827801	0.782669	3.206367386	
1993	0.855657897	0.154989	0.623096	3.206367386	
1994	0.7675839	0.459633	0.66195	3.206367386	
1995	1.180583646	0.563401	0.972002	3.206367386	
1996	1.114788566	1.916734	1.362669	3.206367386	
1997	0.992105293	1.393827	1.112488	3.206367386	
1998	1.022588844	1.479017	1.160279	3.206367386	
1999	0.754732704	0.953901	0.81212	3.206367386	
2000	0.717759182	0.682151	0.700049	3.206367386	
2001	0.796364493	1.321265	0.958028	3.206367386	
2002	0.875947103	0.62204	0.786728	3.206367386	
2003	0.885901513	0.880369	0.876384	3.206367386	
2004	0.861234941	1.629543	1.100525	3.206367386	
2005	0.675009644	1.118365	0.811537	3.206367386	
2006	0.478426143	1.116262	0.679147	3.206367386	
2007	0.558880715	0.84592	0.646207	3.206367386	
2008	0.308534037	0.47034	0.357818	3.206367386	
2009	0.273444888	0.86528	0.461179	3.206367386	
2010	0.287173898	0.543205	0.366913	3.206367386	

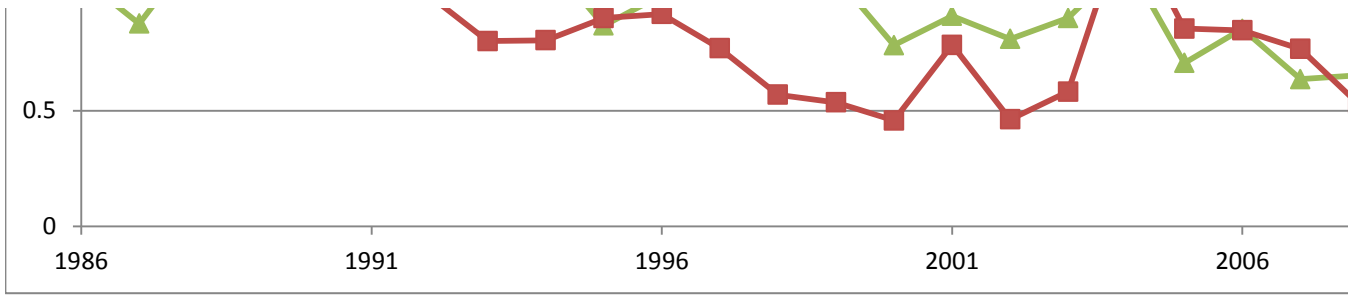




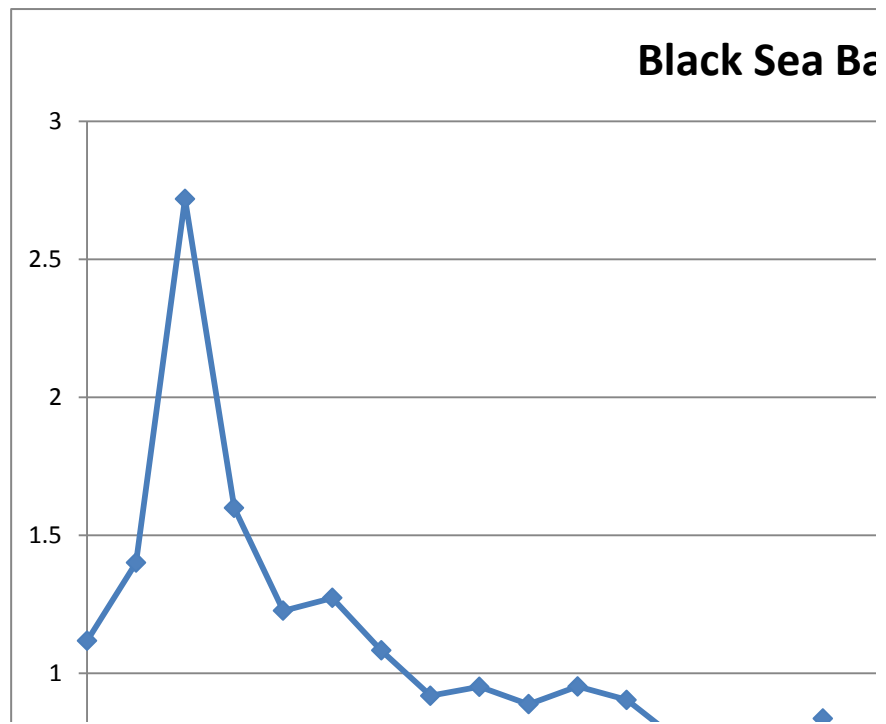
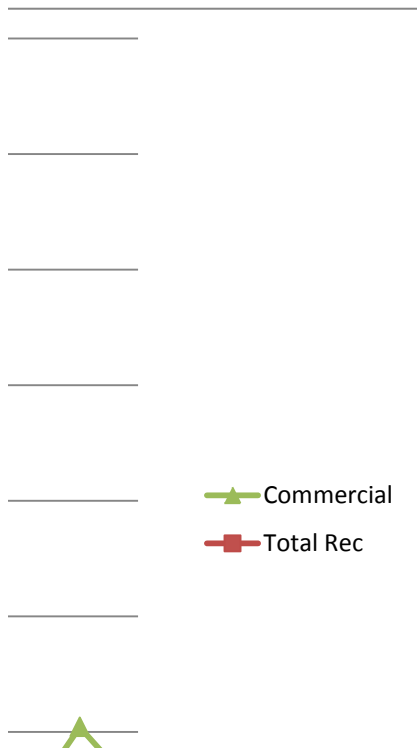
Black Sea Bass

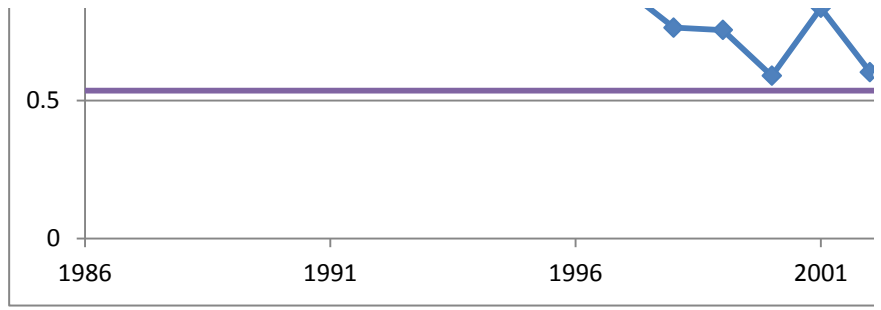
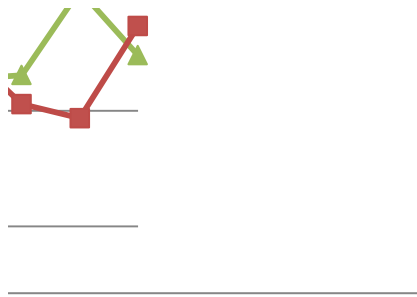
Year	Commercial	Total Rec	Total	Current ABC	Current ABC
1986	1.077265541	1.144787	1.117502	0.535833495	847,000
1987	0.876982541	1.755534	1.400518	0.535833495	
1988	1.207874066	3.743049	2.718602	0.535833495	
1989	1.220747523	1.855308	1.598887	0.535833495	
1990	1.498066179	1.042227	1.226429	0.535833495	
1991	1.383518556	1.197574	1.272713	0.535833495	
1992	1.209996942	0.99669	1.082886	0.535833495	
1993	1.091104937	0.801121	0.918302	0.535833495	
1994	1.166188362	0.804849	0.950864	0.535833495	
1995	0.868467554	0.90122	0.887985	0.535833495	
1996	1.001631045	0.918211	0.951921	0.535833495	
1997	1.101021084	0.769969	0.903745	0.535833495	
1998	1.051958544	0.569151	0.76425	0.535833495	
1999	1.078483533	0.536187	0.755325	0.535833495	
2000	0.783552522	0.458273	0.589716	0.535833495	
2001	0.910219011	0.785101	0.83566	0.535833495	
2002	0.810633278	0.462764	0.603336	0.535833495	
2003	0.901486414	0.582989	0.711692	0.535833495	
2004	1.148510255	1.342231	1.26395	0.535833495	
2005	0.706521562	0.855684	0.795408	0.535833495	
2006	0.853911139	0.847606	0.850154	0.535833495	
2007	0.63689875	0.767195	0.714543	0.535833495	
2008	0.653784693	0.528337	0.57903	0.535833495	
2009	1.021236335	0.467597	0.691319	0.535833495	
2010	0.739939635	0.866344	0.815265	0.535833495	



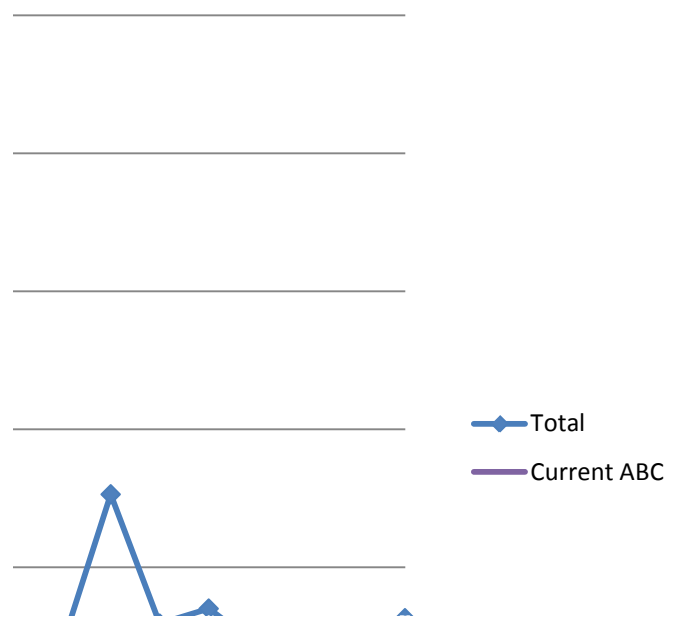


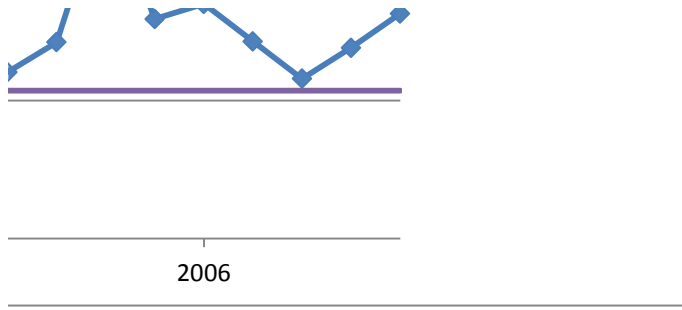
Black Sea Ba





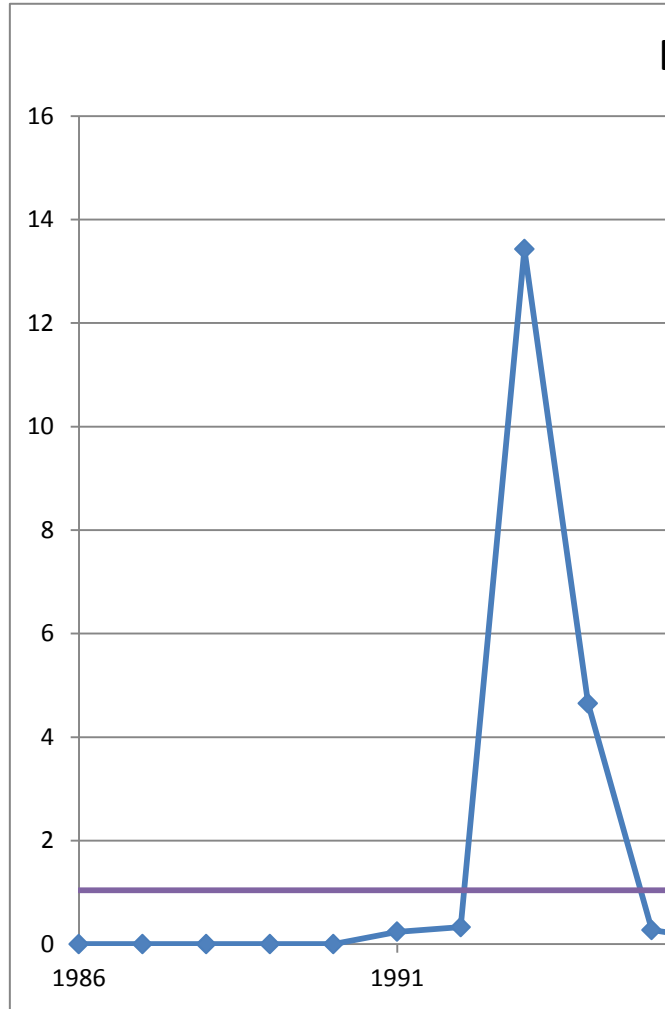
SS



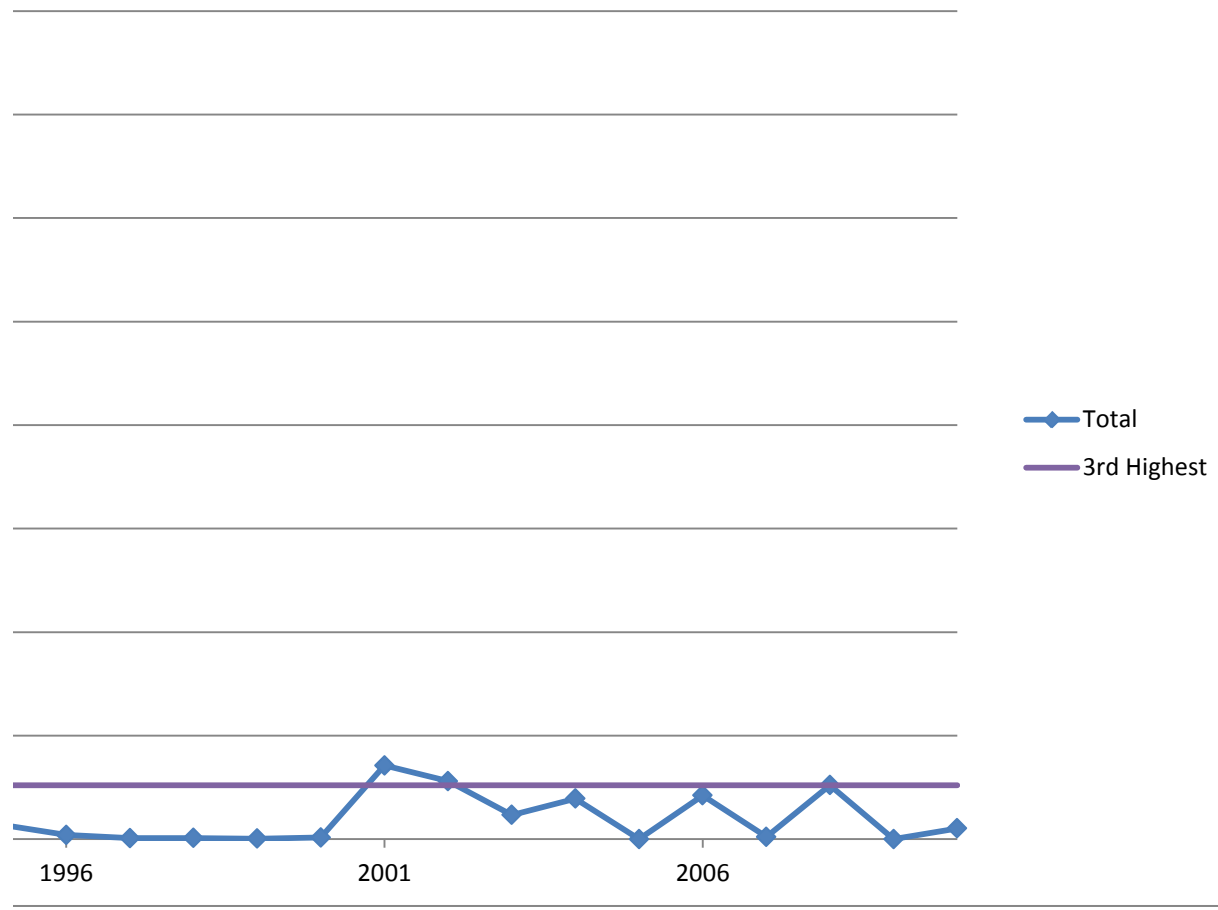


Black Snapper

Year	Total	3rd Highest	3rd Highest
1986	0	1.043105845	382
1987	0	1.043105845	
1988	0	1.043105845	
1989	0	1.043105845	
1990	0	1.043105845	
1991	0.237566	1.043105845	
1992	0.329091	1.043105845	
1993	13.42657	1.043105845	
1994	4.647186	1.043105845	
1995	0.273064	1.043105845	
1996	0.079102	1.043105845	
1997	0.019115	1.043105845	
1998	0.021845	1.043105845	
1999	0.008192	1.043105845	
2000	0.030037	1.043105845	
2001	1.422665	1.043105845	
2002	1.119564	1.043105845	
2003	0.46694	1.043105845	
2004	0.780964	1.043105845	
2005	0	1.043105845	
2006	0.843769	1.043105845	
2007	0.04369	1.043105845	
2008	1.043106	1.043105845	
2009	0	1.043105845	
2010	0.207529	1.043105845	

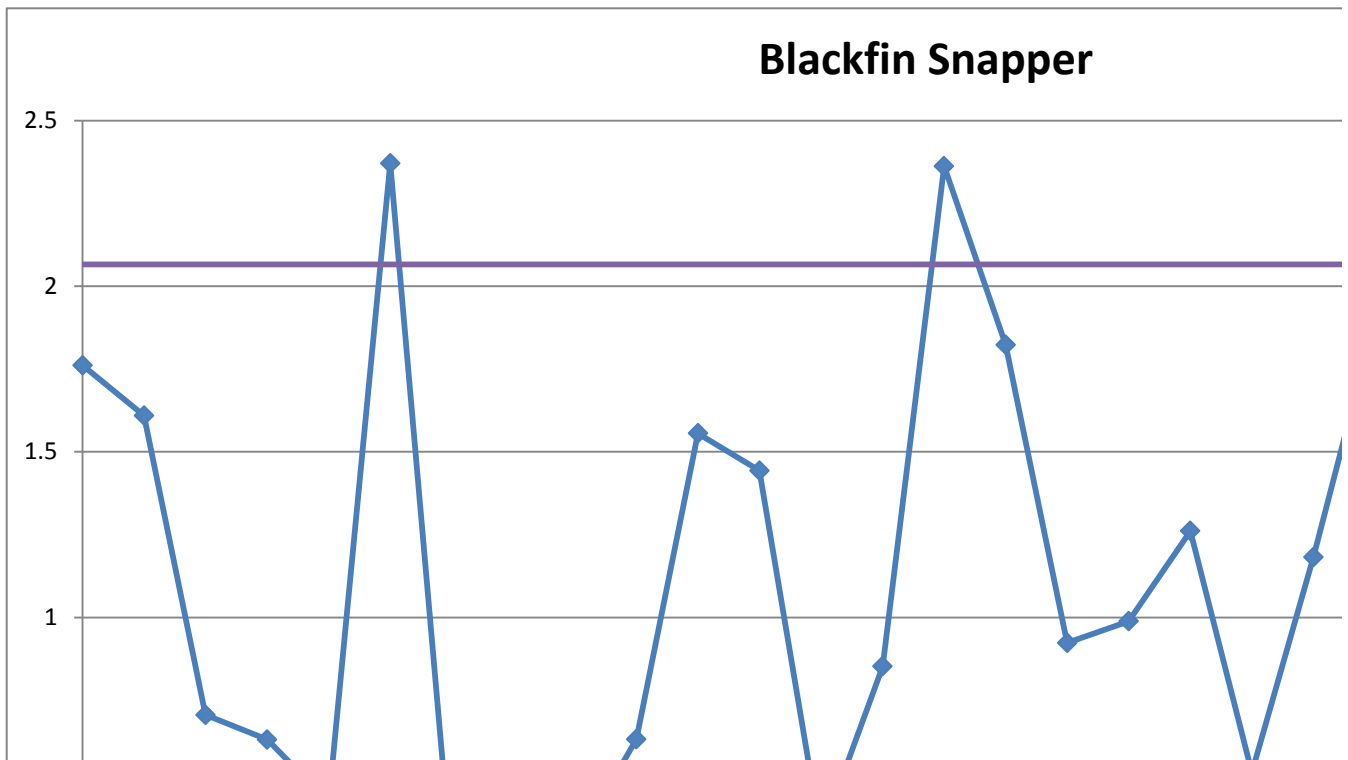
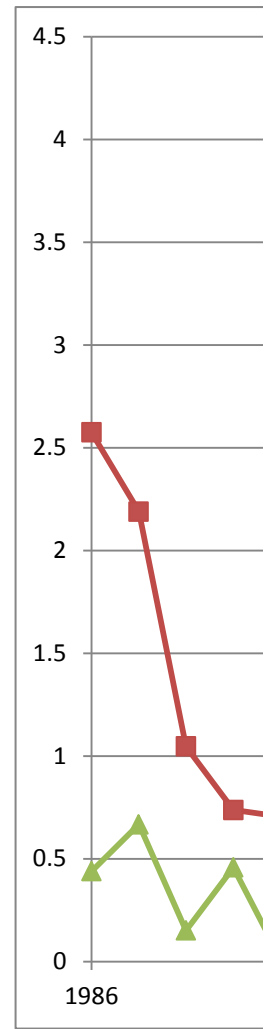


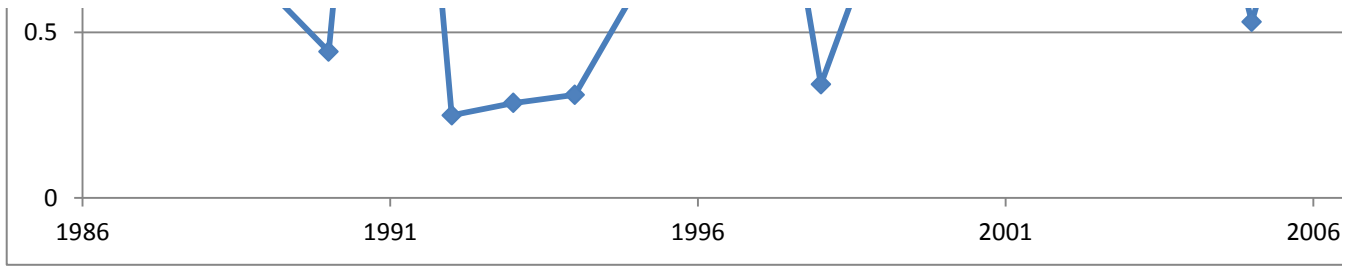
Black Snapper Total Landings

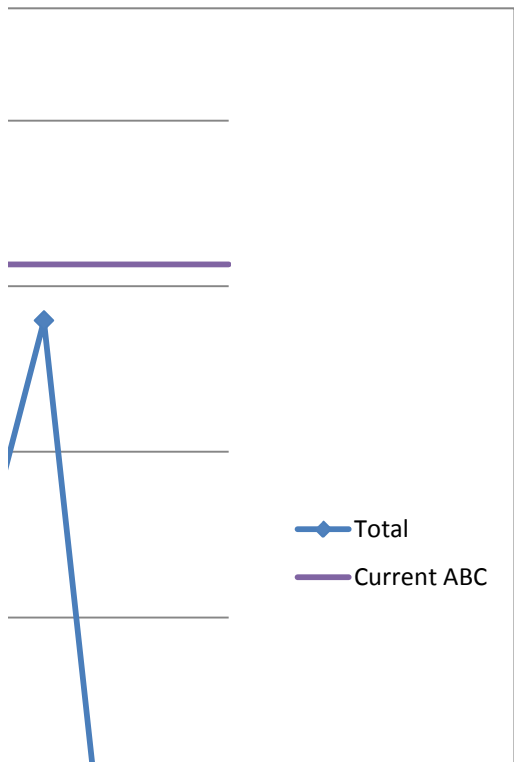
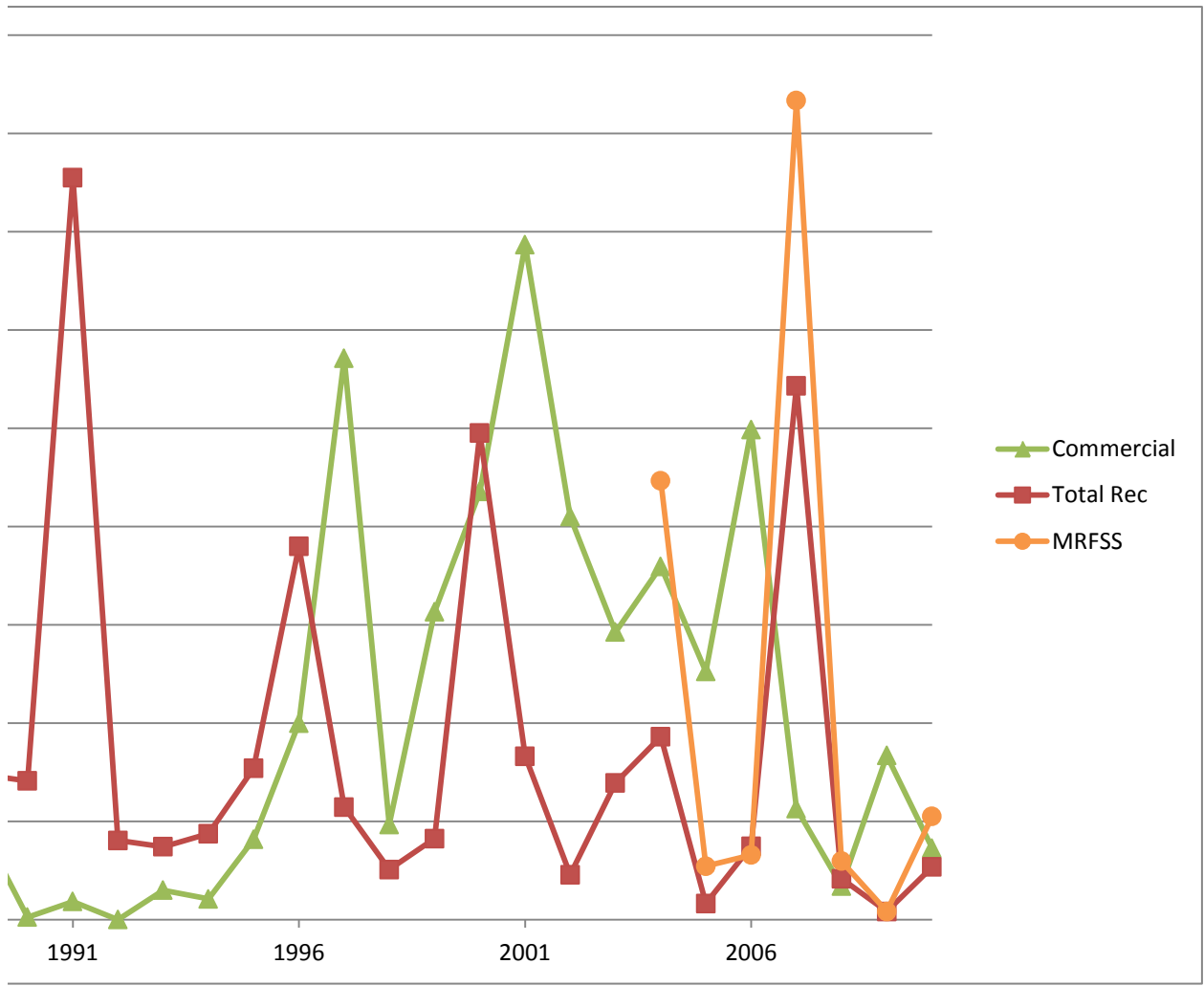


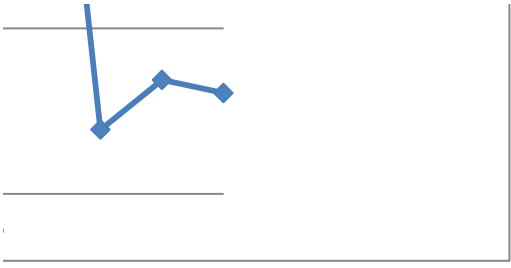
Blackfin Snapper

Year	Commercial	Total Rec	Total	Current ABC	MRFSS	Current ABC
1986	0.439672268	2.574852	1.760894	2.066012979	2.232093	4,154
1987	0.667988728	2.189505	1.609483	2.066012979	0.271765	
1988	0.151341196	1.046774	0.705423	2.066012979	0.329036	3rd Highest
1989	0.457937585	0.737828	0.631113	2.066012979	4.167209	3,665
1990	0.013046655	0.705614	0.441598	2.066012979	0.297744	
1991	0.092631249	3.774514	2.370934	2.066012979	0.041475	
1992	0	0.403033	0.249392	2.066012979	0.524834	
1993	0.150036531	0.370784	0.286632	2.066012979		
1994	0.105677904	0.43748	0.310993	2.066012979		
1995	0.408360296	0.769759	0.631989	2.066012979		
1996	0.999373761	1.898465	1.55572	2.066012979		
1997	2.855912744	0.572433	1.442925	2.066012979		
1998	0.484030894	0.255163	0.34241	2.066012979		
1999	1.565598581	0.412575	0.852122	2.066012979		
2000	2.177486692	2.476001	2.362203	2.066012979		
2001	3.432574888	0.831175	1.822862	2.066012979		
2002	2.049629475	0.228818	0.922934	2.066012979		
2003	1.462530007	0.695762	0.988064	2.066012979		
2004	1.796524371	0.930701	1.260764	2.066012979		
2005	1.261611523	0.081992	0.531678	2.066012979		
2006	2.493215739	0.373372	1.181483	2.066012979		
2007	0.564920154	2.715931	1.895939	2.066012979		
2008	0.170911178	0.20802	0.193874	2.066012979		
2009	0.83498591	0.041475	0.343971	2.066012979		
2010	0.36400167	0.267975	0.304582	2.066012979		



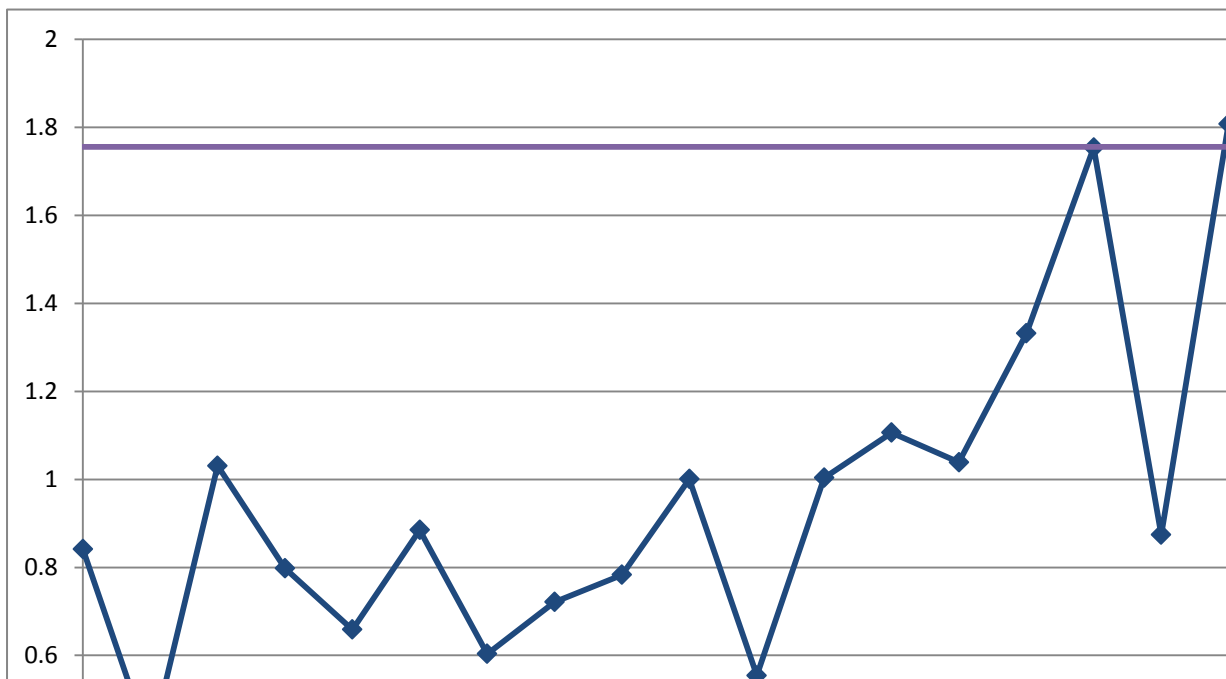


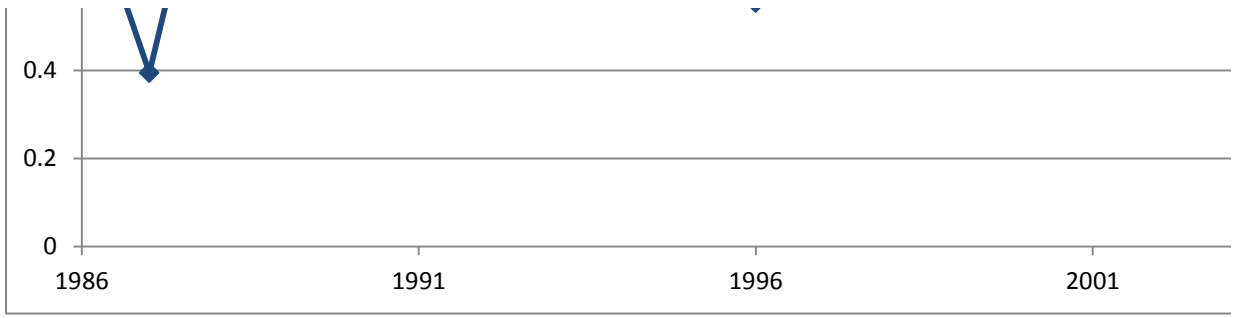


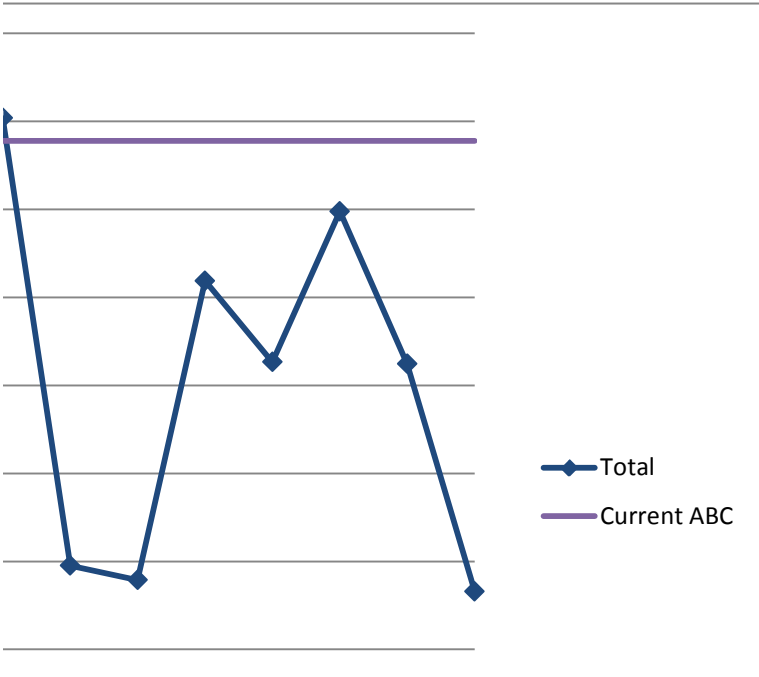
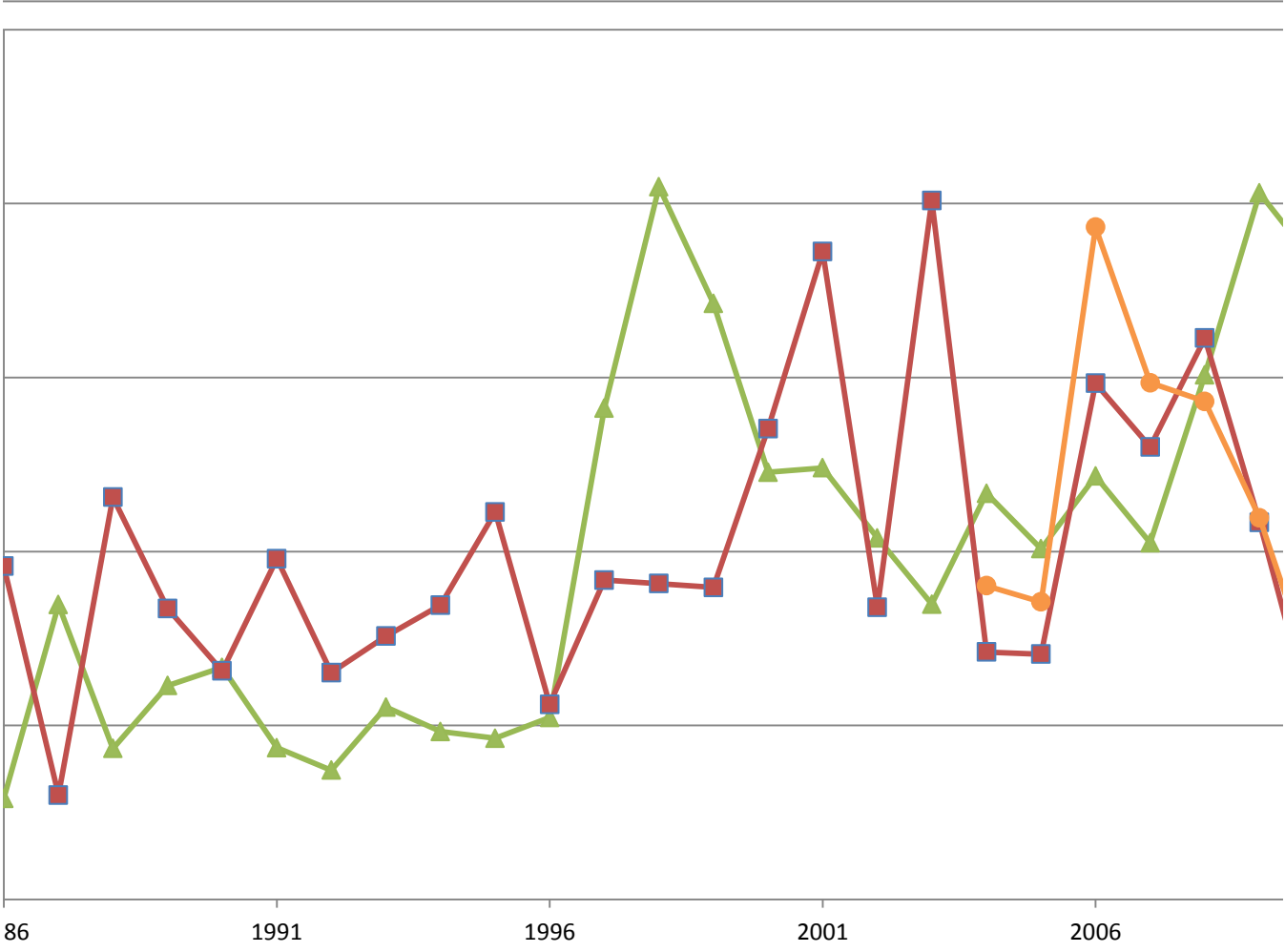



Blue Runner

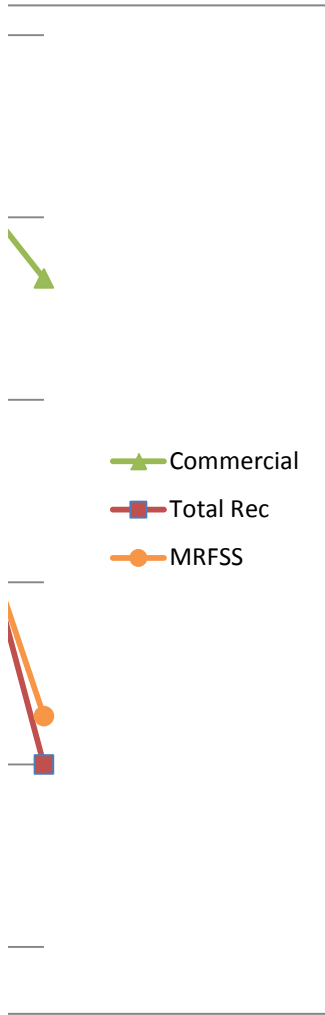
Year	Commercial	Total Rec	Total	Current ABC	MRFSS	Current ABC
1986	0.290388649	0.957769	0.841749	1.755425	0.901574	1,289,941
1987	0.847493981	0.300062	0.39523	1.755425	0.855337	
1988	0.4341661	1.156426	1.030866	1.755425	1.931791	3rd largest
1989	0.614884031	0.83639	0.797882	1.755425	1.484962	1,172,148
1990	0.667143968	0.656942	0.658715	1.755425	1.431523	
1991	0.436083968	0.97922	0.884799	1.755425	1.096944	
1992	0.371651442	0.652229	0.603452	1.755425	0.632902	
1993	0.553034756	0.756867	0.721432	1.755425		
1994	0.48263727	0.846194	0.782992	1.755425		
1995	0.463435109	1.113605	1.000577	1.755425		
1996	0.523170816	0.56092	0.554357	1.755425		
1997	1.411433184	0.917731	1.003558	1.755425		
1998	2.04800869	0.907831	1.106044	1.755425		
1999	1.71292981	0.896678	1.038578	1.755425		
2000	1.227685805	1.353256	1.331427	1.755425		
2001	1.240375044	1.861787	1.753758	1.755425		
2002	1.039218124	0.839259	0.874021	1.755425		
2003	0.84865253	2.008662	1.807001	1.755425		
2004	1.167002907	0.711269	0.790496	1.755425		
2005	1.008039075	0.704955	0.757645	1.755425		
2006	1.216867466	1.483711	1.437322	1.755425		
2007	1.024994591	1.300699	1.252769	1.755425		
2008	1.507624033	1.613539	1.595126	1.755425		
2009	2.030489556	1.084024	1.248562	1.755425		
2010	1.832589096	0.499977	0.731644	1.755425		





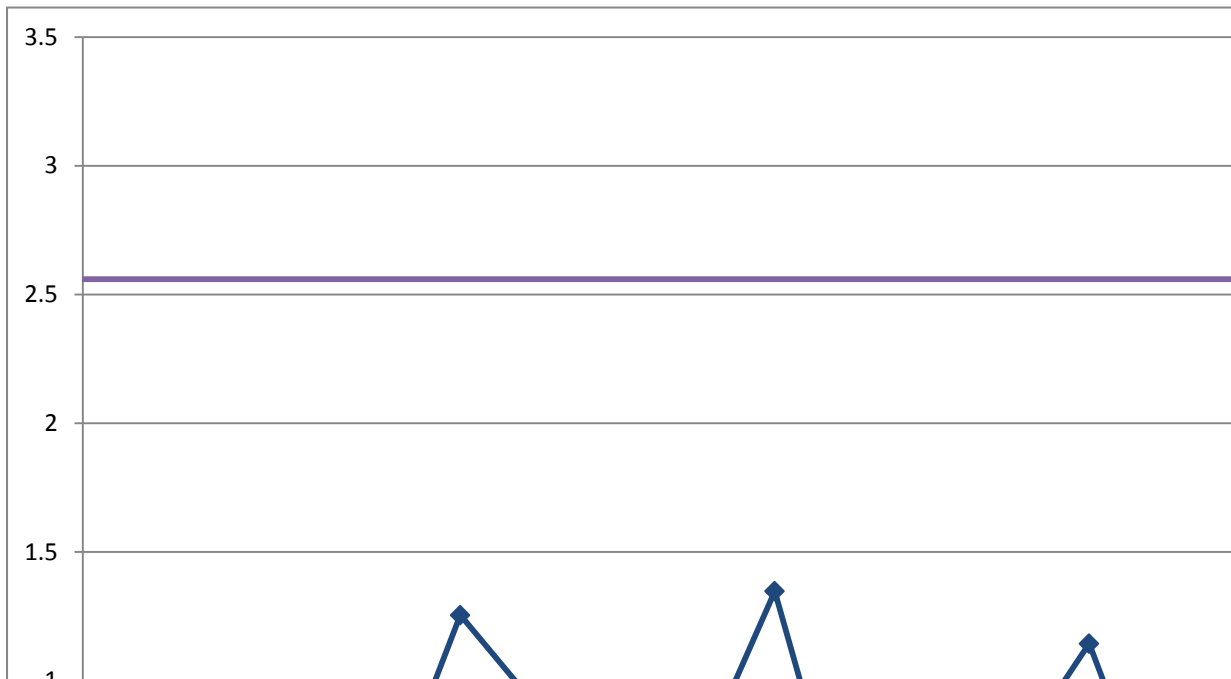


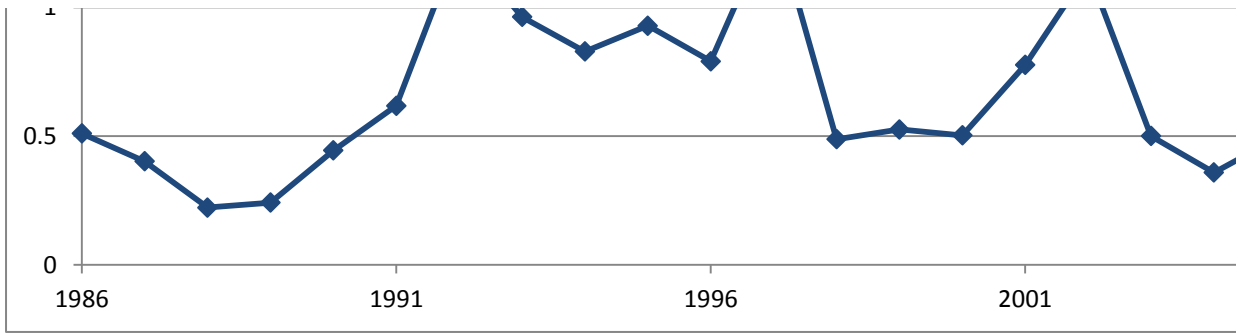


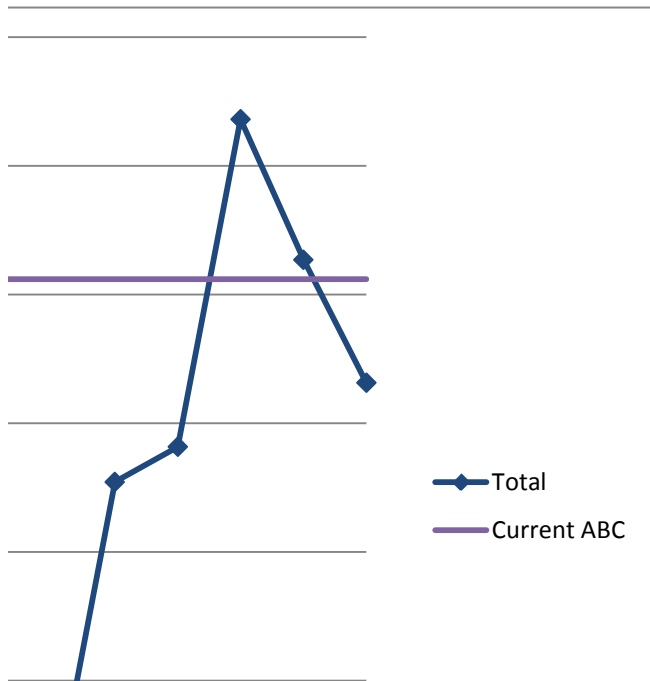
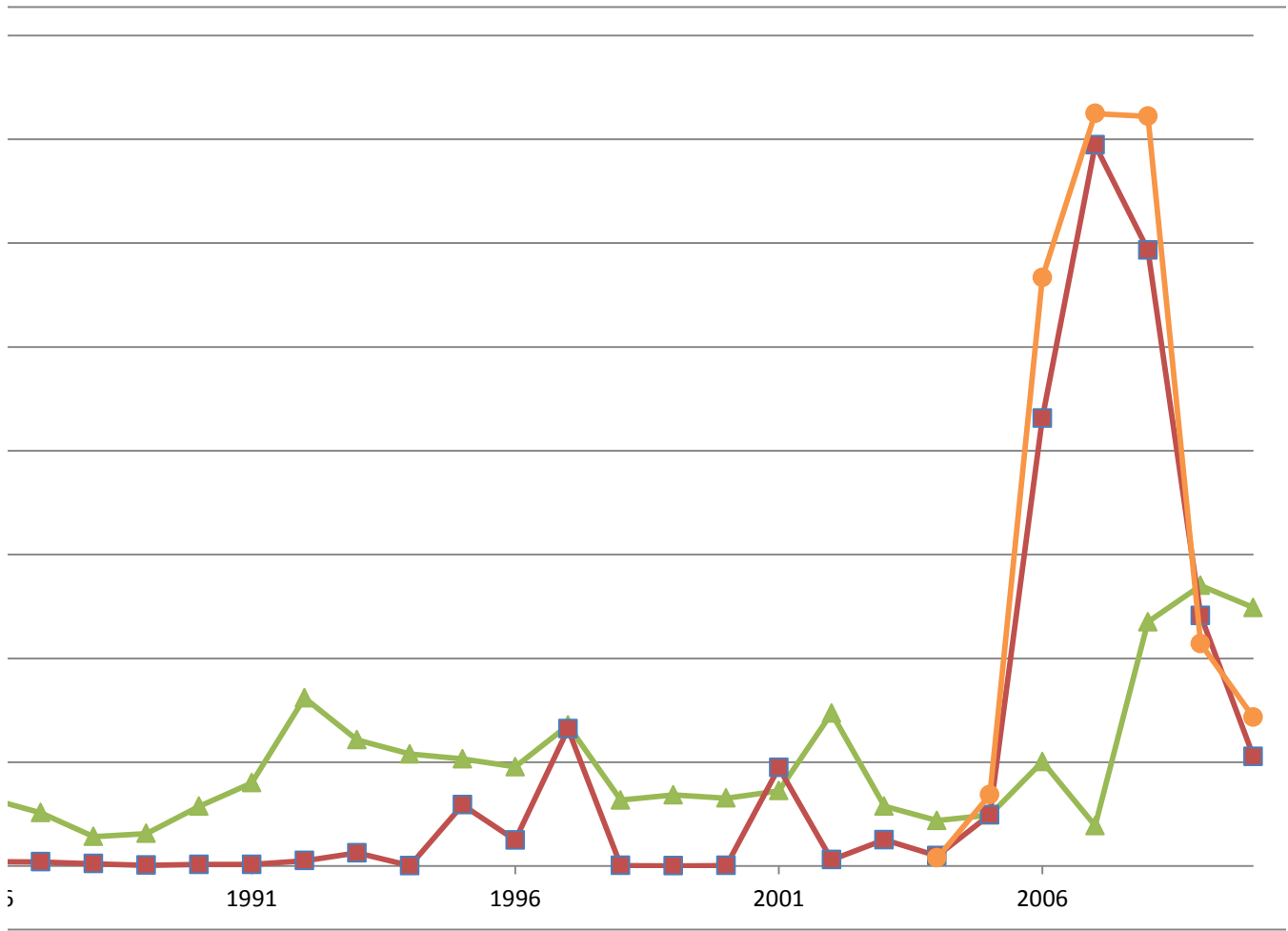


Blueline Tilefish

Year	Commercial	Total Rec	Total	Current ABC	MRFSS	Current ABC
1986	0.652756534	0.040574	0.510781	2.559536	0.077437	592,602
1987	0.512180035	0.040097	0.402696	2.559536	0.685755	
1988	0.283464168	0.022359	0.222909	2.559536	5.667332	
1989	0.312446579	0.008035	0.241848	2.559536	7.247357	
1990	0.574525395	0.014112	0.444556	2.559536	7.220038	
1991	0.800755769	0.014941	0.618512	2.559536	2.141685	
1992	1.618285798	0.051794	1.25499	2.559536	1.431975	
1993	1.215568627	0.126448	0.962983	2.559536		
1994	1.078855324	0.00272	0.829281	2.559536		
1995	1.031912142	0.589744	0.929366	2.559536		
1996	0.954187098	0.249958	0.790864	2.559536		
1997	1.355914571	1.320218	1.347636	2.559536		
1998	0.634340276	0.00483	0.488346	2.559536		
1999	0.685124162	0.001028	0.526471	2.559536		
2000	0.654061136	0.004168	0.50334	2.559536		
2001	0.724970759	0.947185	0.776506	2.559536		
2002	1.472007288	0.059695	1.144468	2.559536		
2003	0.575897476	0.252514	0.500899	2.559536		
2004	0.437216024	0.098939	0.358764	2.559536		
2005	0.491368258	0.494223	0.49203	2.559536		
2006	1.004684196	4.312571	1.77184	2.559536		
2007	0.388034774	6.943968	1.908468	2.559536		
2008	2.350443115	5.932088	3.181088	2.559536		
2009	2.701707229	2.412946	2.634738	2.559536		
2010	2.489293266	1.054845	2.15662	2.559536		

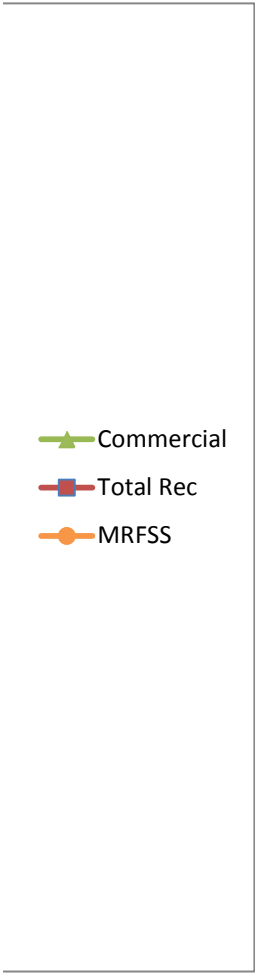






Current ABC = Highest landings pre-2006X2,

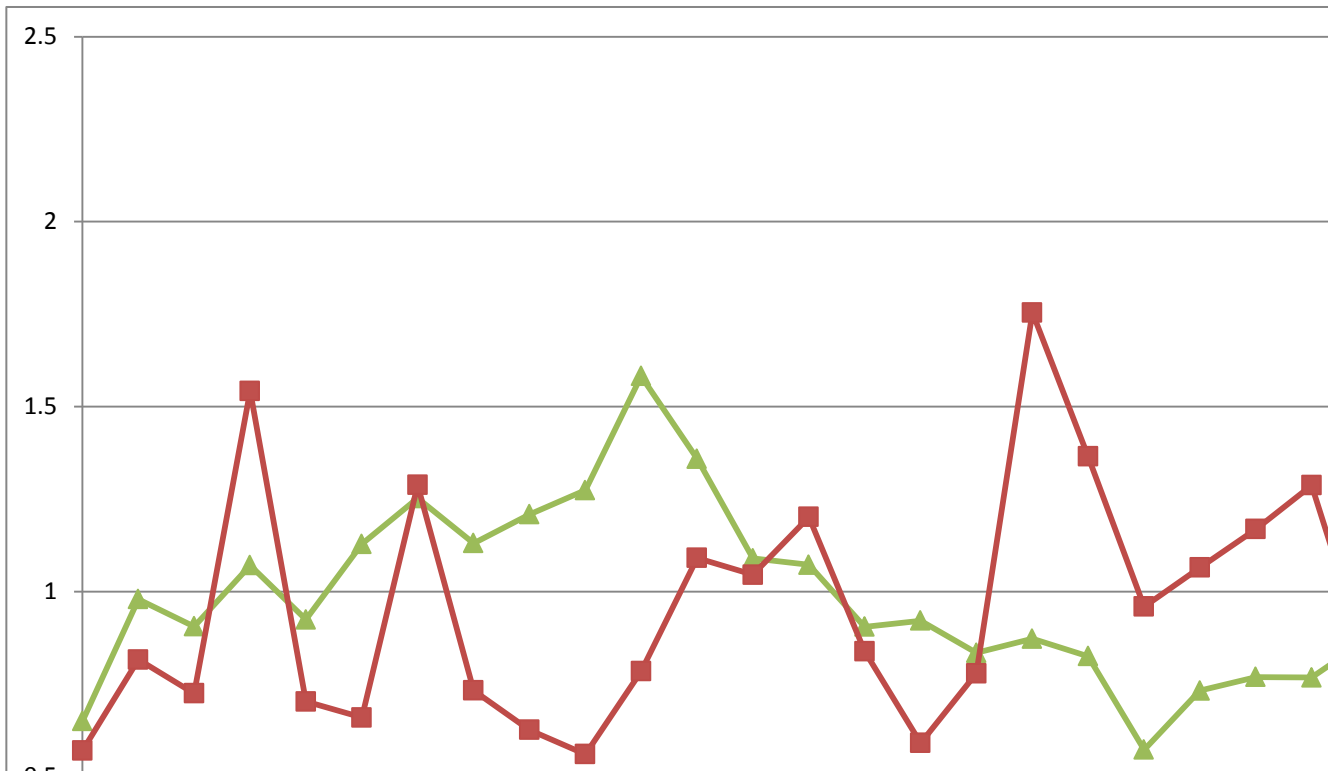


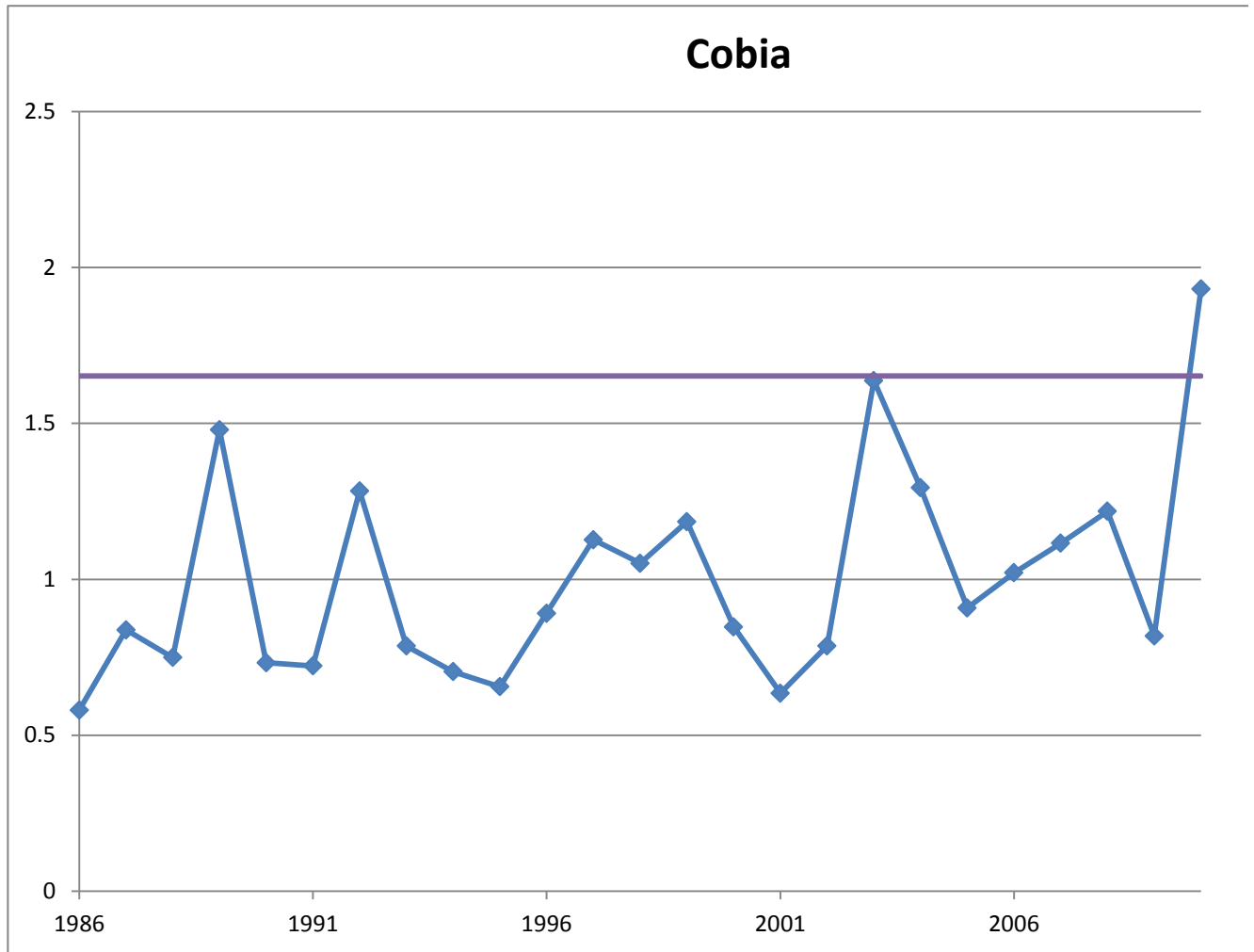



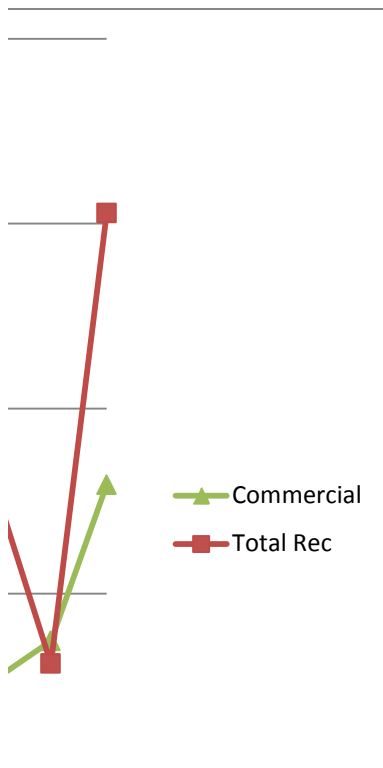
which remains the same.

Cobia

Year	Commercial	Total Rec	Total	Current ABC	Current ABC
1986	0.650184366	0.57033	0.580949	1.652143386	1,571,399
1987	0.979703875	0.816323	0.83805	1.652143386	
1988	0.906210273	0.725349	0.749401	1.652143386	
1989	1.07141276	1.542491	1.479844	1.652143386	
1990	0.924488802	0.703154	0.732588	1.652143386	
1991	1.128825684	0.660052	0.722392	1.652143386	
1992	1.252411311	1.288372	1.28359	1.652143386	
1993	1.130920757	0.733202	0.786093	1.652143386	
1994	1.208778438	0.626492	0.703928	1.652143386	
1995	1.274366102	0.560855	0.655742	1.652143386	
1996	1.582681884	0.785057	0.89113	1.652143386	
1997	1.358848959	1.091246	1.126834	1.652143386	
1998	1.089967997	1.045636	1.051532	1.652143386	
1999	1.072590744	1.201933	1.184732	1.652143386	
2000	0.905000664	0.839048	0.847819	1.652143386	
2001	0.92161104	0.591155	0.635101	1.652143386	
2002	0.834890803	0.779196	0.786603	1.652143386	
2003	0.872957896	1.754248	1.637048	1.652143386	
2004	0.82551436	1.365422	1.293622	1.652143386	
2005	0.572848478	0.959893	0.908421	1.652143386	
2006	0.732540526	1.065184	1.020947	1.652143386	
2007	0.76943754	1.169057	1.115913	1.652143386	
2008	0.768117248	1.287481	1.218413	1.652143386	
2009	0.87172457	0.810715	0.818828	1.652143386	
2010	1.293964923	2.028111	1.930479	1.652143386	








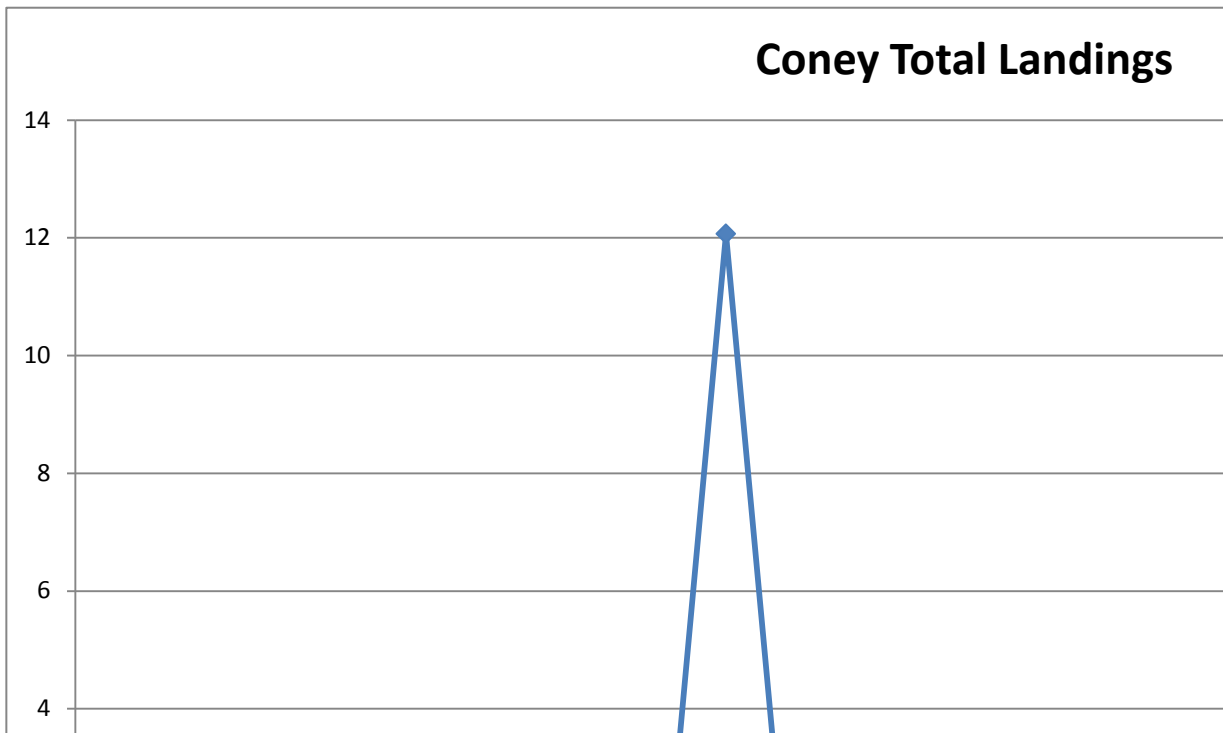



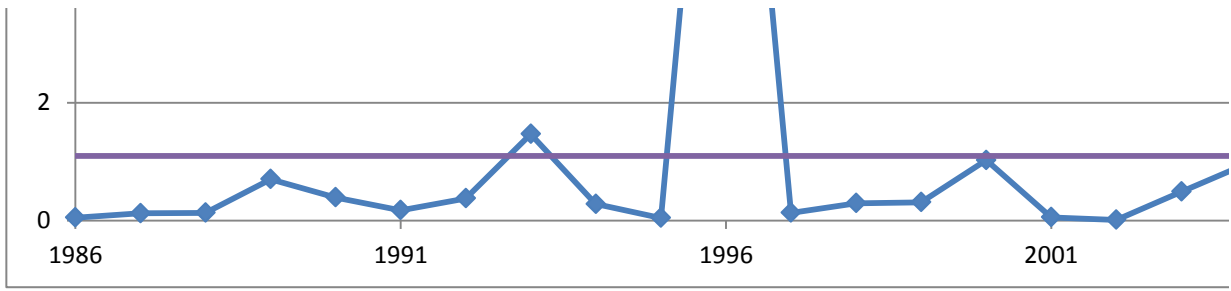
◆ Total
— Current ABC


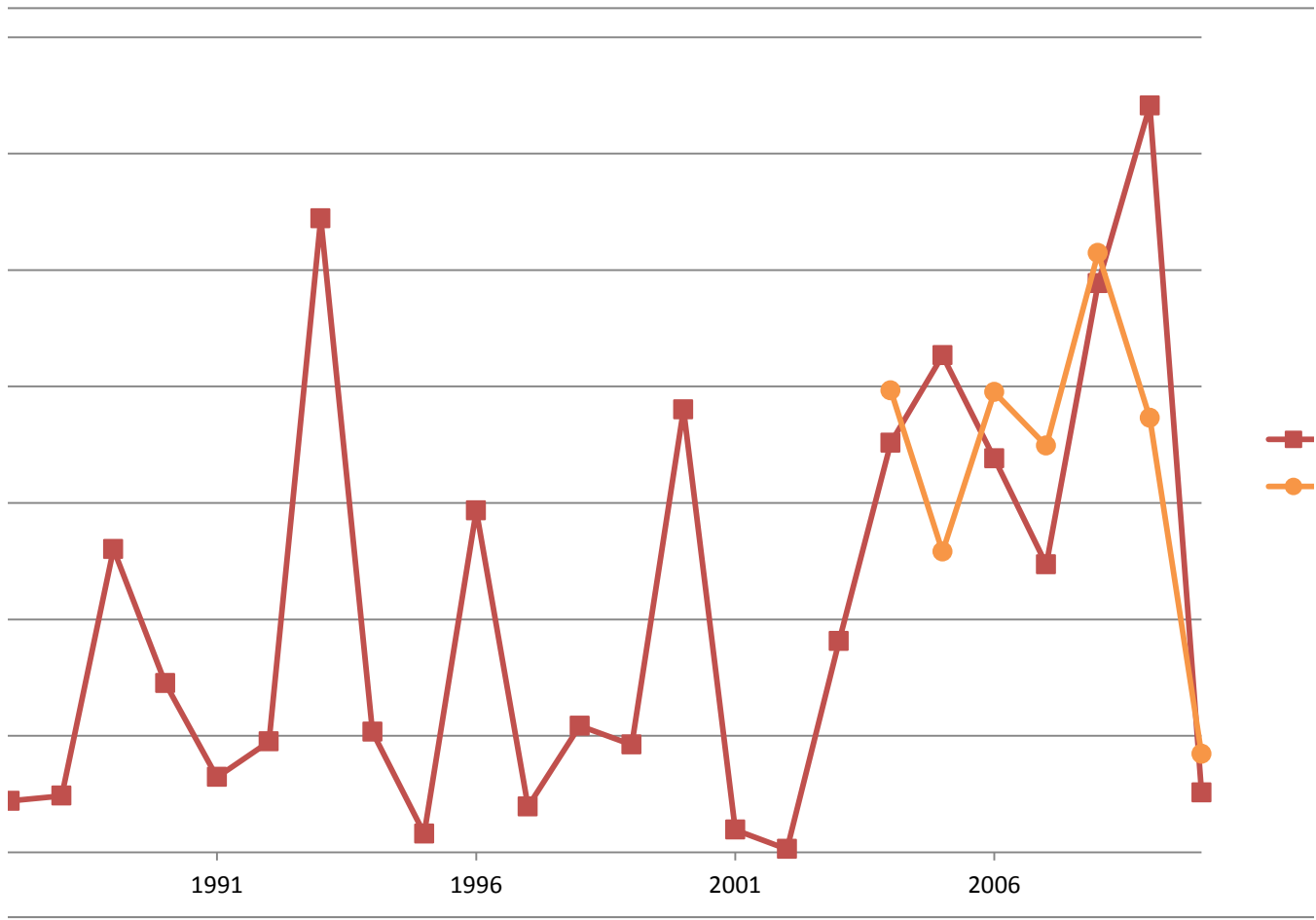


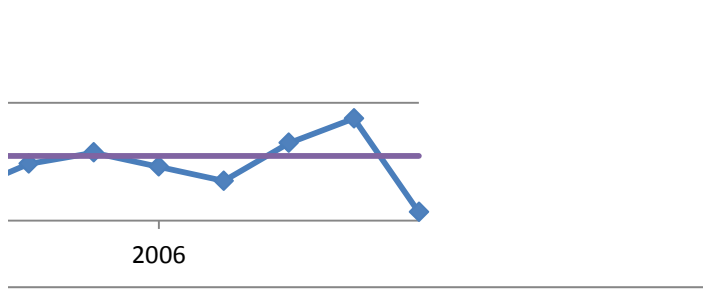
Coney

Year	Commercial	Total Rec	Total	Current ABC	MRFSS	Current ABC
1986	0	0.088827	0.047882	1.095504065	1.9824053	2,589
1987	0.006425791	0.220049	0.121579	1.095504065	1.28994218	
1988	0	0.241928	0.130411	1.095504065	1.97512871	3rd Highest
1989	0	1.301259	0.701444	1.095504065	1.74490518	2,422
1990	0	0.72597	0.391334	1.095504065	2.57297928	
1991	0	0.322833	0.174023	1.095504065	1.86506259	
1992	0.257949622	0.475086	0.374997	1.095504065	0.42172833	
1993	0.00183594	2.721771	1.468018	1.095504065		
1994	0.004589851	0.51637	0.280465	1.095504065		
1995	0	0.079501	0.042855	1.095504065		
1996	24.45839759	1.467597	12.0652	1.095504065		
1997	0.054160241	0.19588	0.130554	1.095504065		
1998	0	0.54299	0.292699	1.095504065		
1999	0.130351766	0.46198	0.309116	1.095504065		
2000	0	1.901071	1.024773	1.095504065		
2001	0.002753911	0.09603	0.053034	1.095504065		
2002	0.005507821	0.013291	0.009703	1.095504065		
2003	0.00183594	0.906002	0.489227	1.095504065		
2004	0.033964897	1.757889	0.963247	1.095504065		
2005	0.008261732	2.133398	1.153817	1.095504065		
2006	0.006425791	1.691132	0.914567	1.095504065		
2007	0.010097672	1.235152	0.670464	1.095504065		
2008	0.00183594	2.442476	1.317464	1.095504065		
2009	0.009179702	3.205135	1.731961	1.095504065		
2010	0.006425791	0.256385	0.141166	1.095504065		





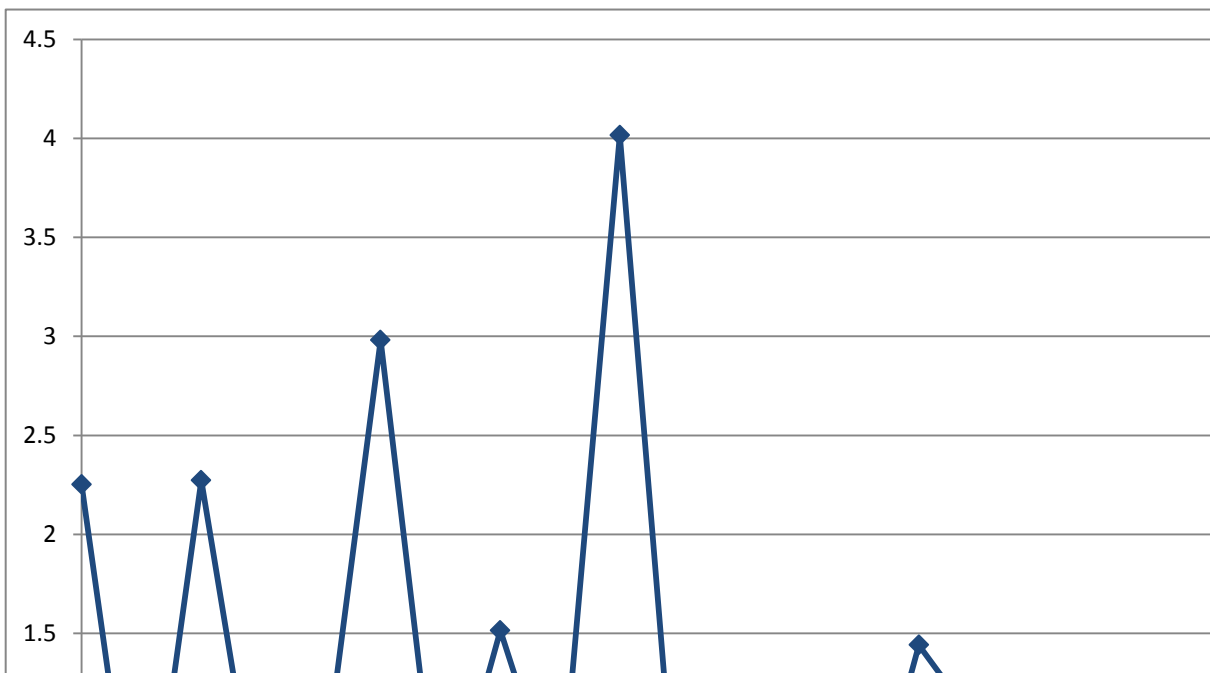
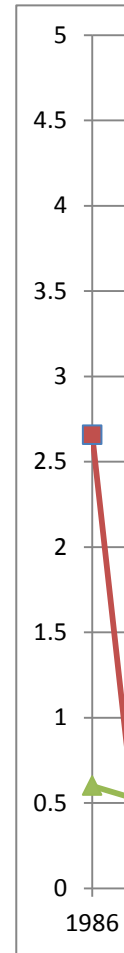


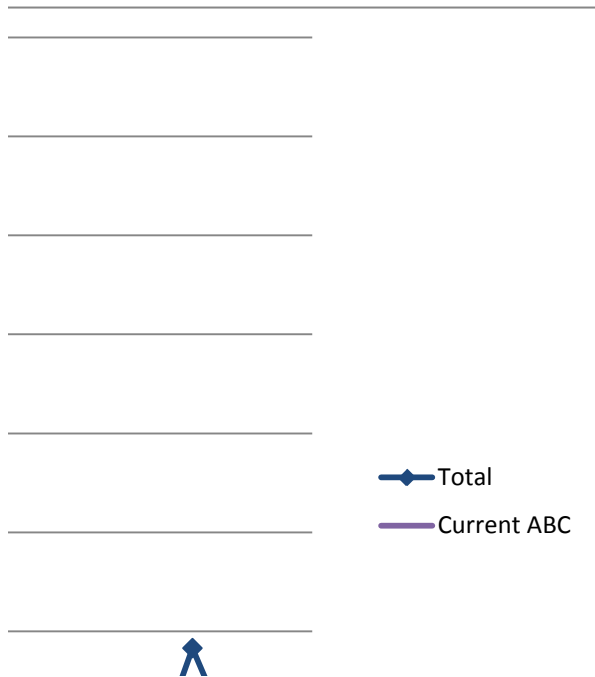
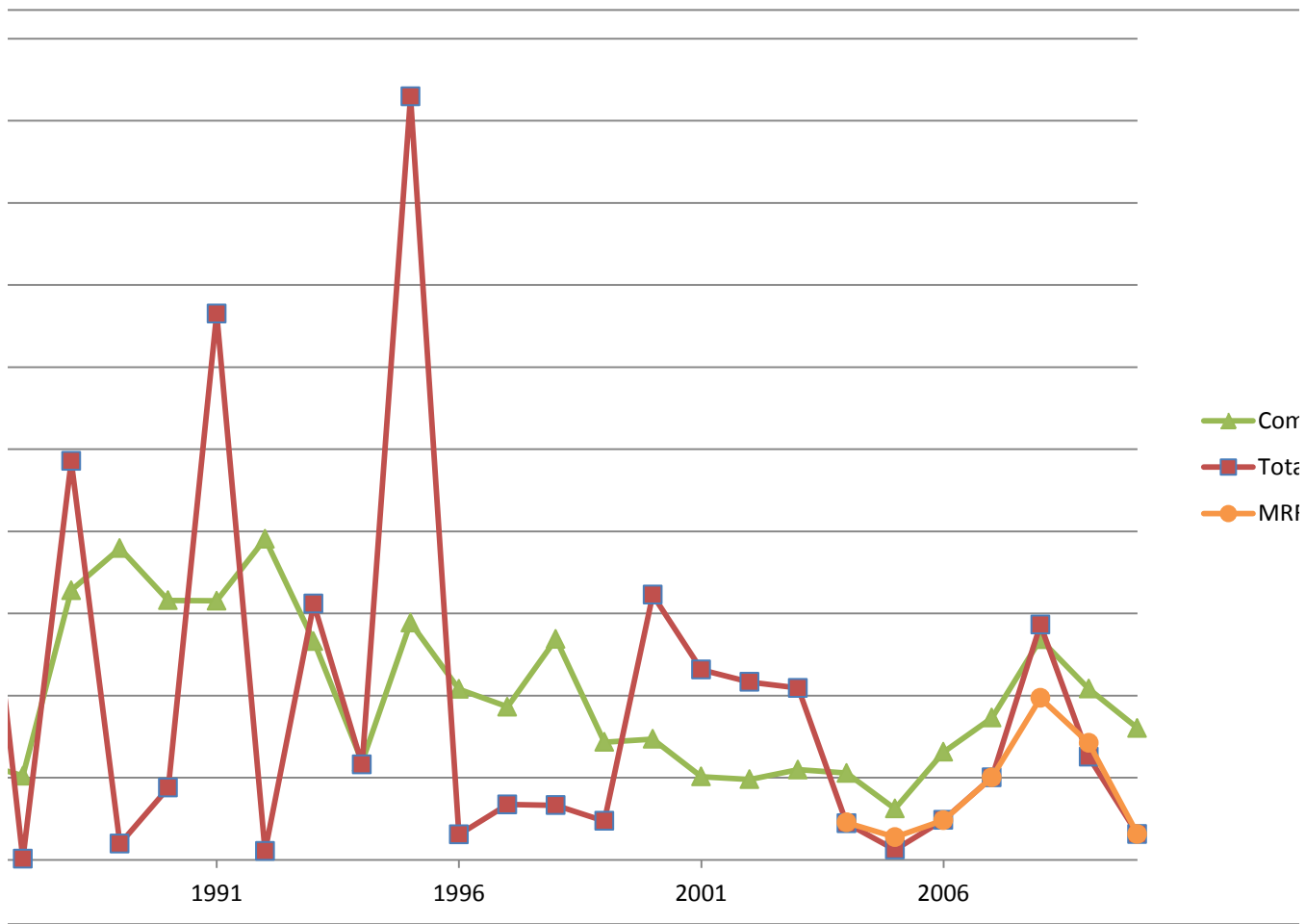


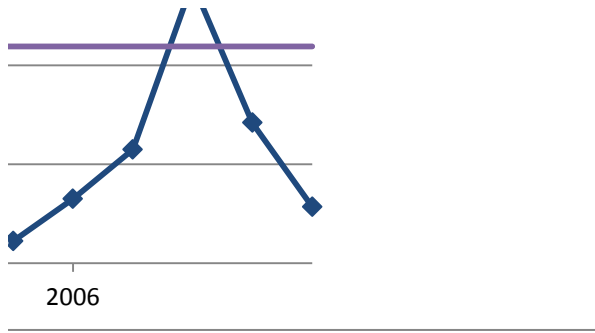
- Total Rec
- MRFSS

Cubera Snapper

Year	Commercial	Total Rec	Total	Current ABC	MRFSS	Current ABC
1986	0.601102838	2.657097	2.252096	1.094899	0.227272	31,772
1987	0.512057045	0.005664	0.105416	1.094899	0.138752	
1988	1.64131165	2.428205	2.273199	1.094899	0.241327	3rd largest
1989	1.896727873	0.097688	0.452072	1.094899	0.502141	29,867
1990	1.580081733	0.438944	0.663732	1.094899	0.985012	
1991	1.577107709	3.324922	2.980629	1.094899	0.711494	
1992	1.954458937	0.052953	0.427522	1.094899	0.157418	
1993	1.331663214	1.559734	1.514808	1.094899		
1994	0.596379388	0.58012	0.583322	1.094899		
1995	1.443626491	4.646569	4.015636	1.094899		
1996	1.039858926	0.154303	0.328745	1.094899		
1997	0.93191933	0.33726	0.454399	1.094899		
1998	1.344783911	0.33293	0.53225	1.094899		
1999	0.716739909	0.236362	0.33099	1.094899		
2000	0.735983597	1.613881	1.440948	1.094899		
2001	0.506633824	1.15745	1.029249	1.094899		
2002	0.489839333	1.083151	0.966277	1.094899		
2003	0.54914488	1.045954	0.94809	1.094899		
2004	0.528676594	0.222872	0.283111	1.094899		
2005	0.312272575	0.062337	0.111571	1.094899		
2006	0.657084476	0.24309	0.324641	1.094899		
2007	0.865616078	0.502141	0.57374	1.094899		
2008	1.342684599	1.432053	1.414449	1.094899		
2009	1.04143341	0.6269	0.708557	1.094899		
2010	0.802811678	0.157418	0.284551	1.094899		



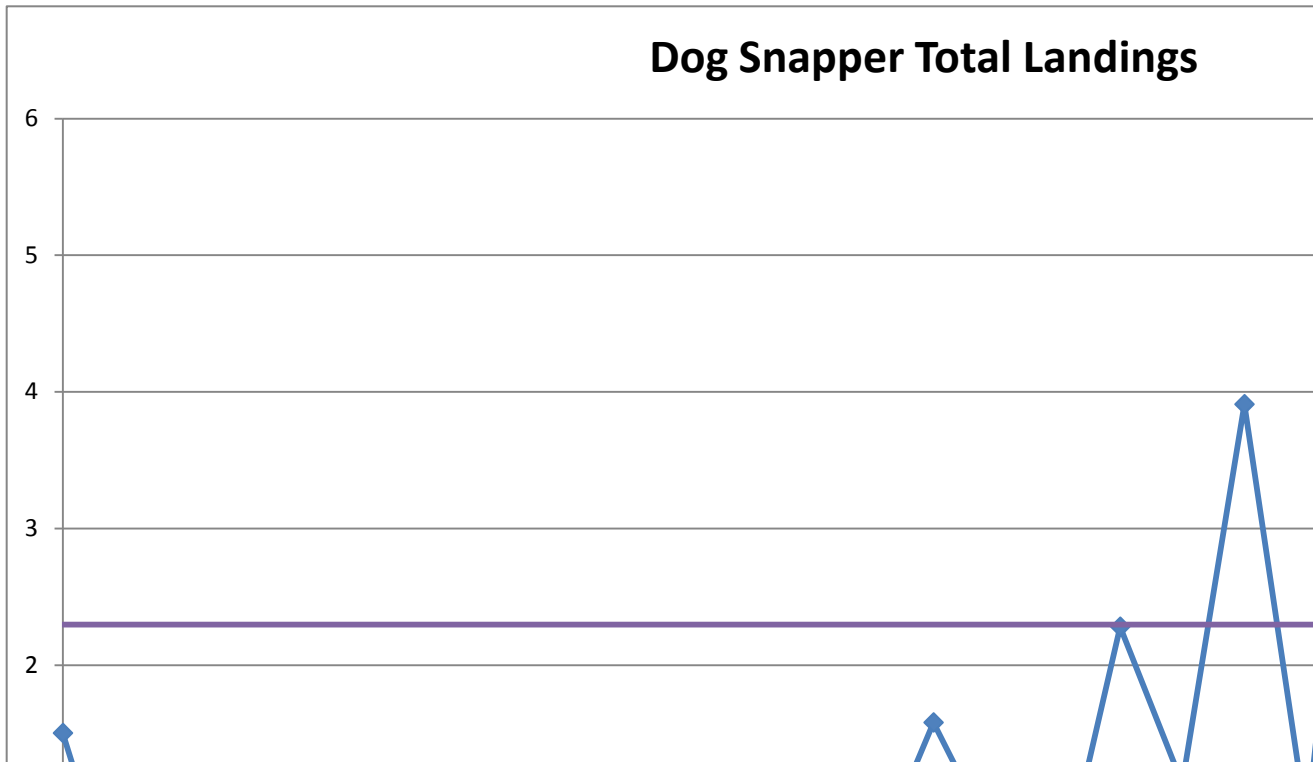
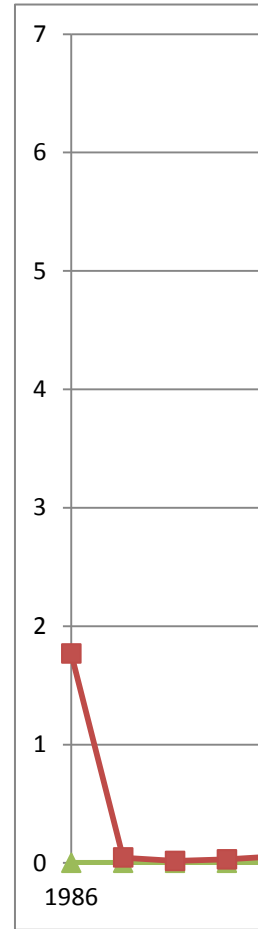


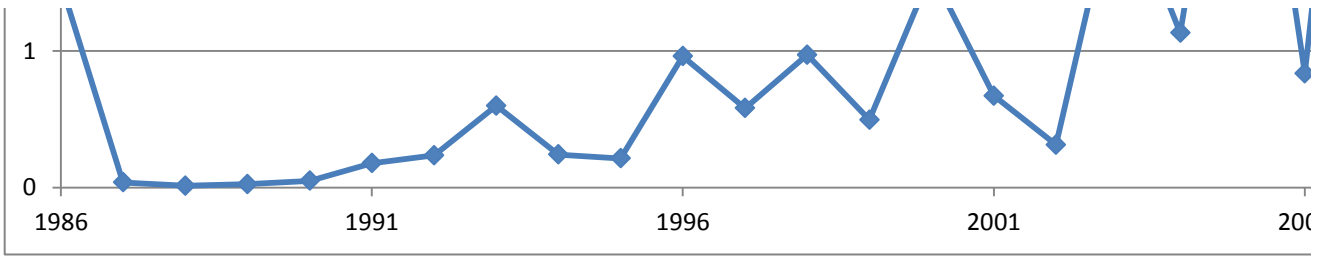


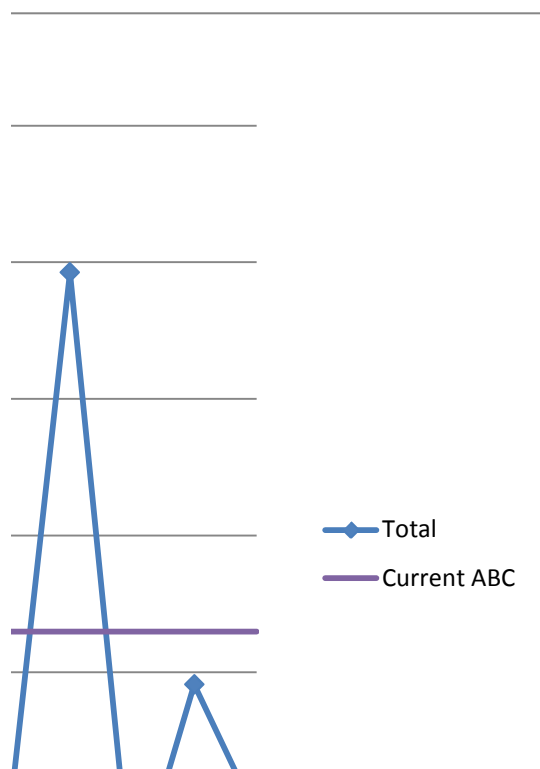
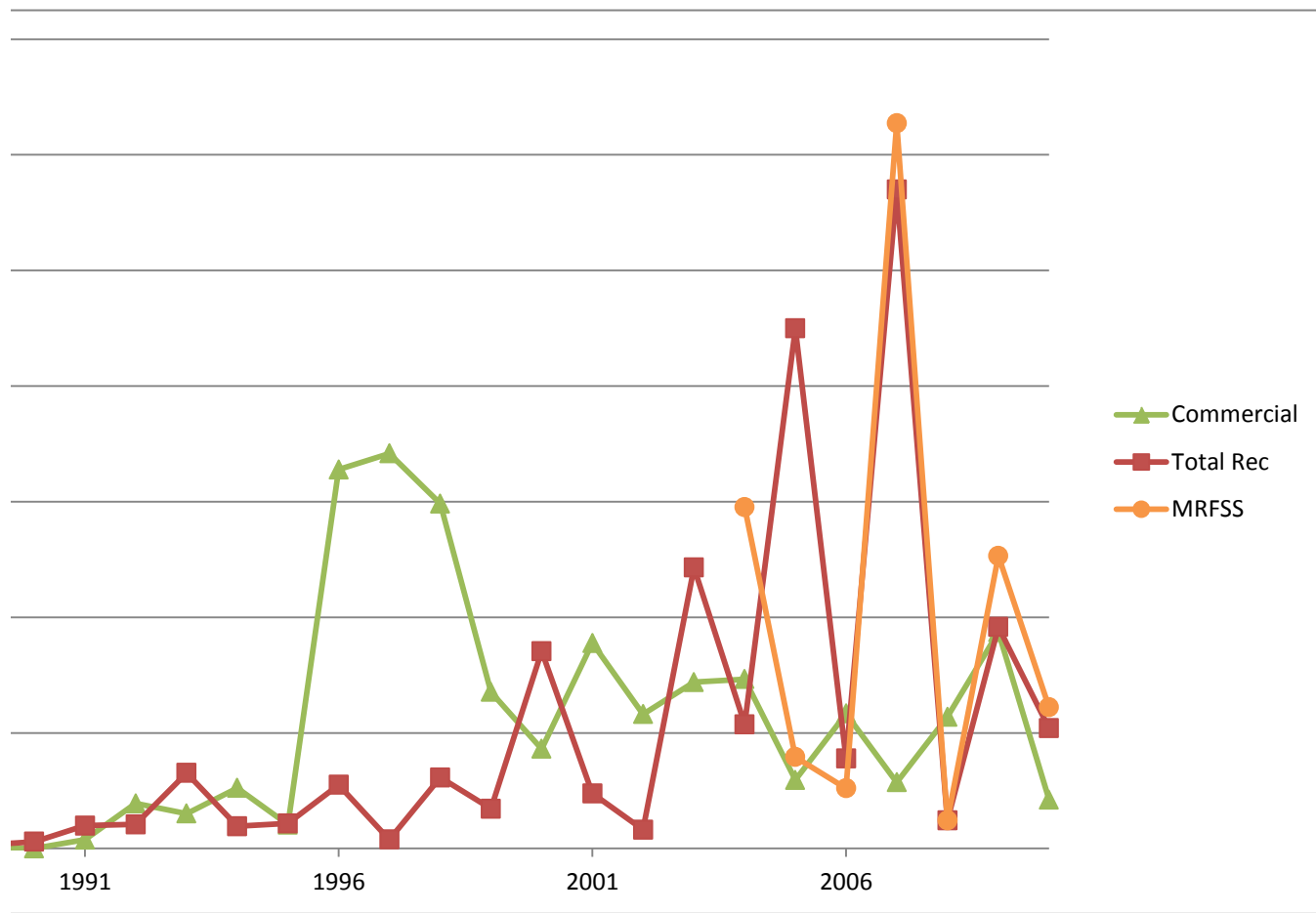
Commercial
Real Estate
FSS

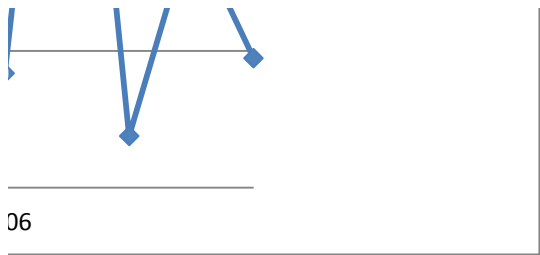
Dog Snapper

Year	Commercial	Total Rec	Total	Current ABC	MRFSS	Current ABC
1986	0	1.767696	1.500853	2.297744001	2.95291	7,523
1987	0	0.044926	0.038145	2.297744001	0.791455	
1988	0	0.01638	0.013907	2.297744001	0.520503	3rd Highest
1989	0	0.03029	0.025717	2.297744001	6.273483	7,464
1990	0	0.059226	0.050286	2.297744001	0.242215	
1991	0.076885724	0.197989	0.179708	2.297744001	2.531948	
1992	0.390498543	0.209417	0.236752	2.297744001	1.220836	
1993	0.301472969	0.65317	0.600079	2.297744001		
1994	0.524036905	0.193096	0.243053	2.297744001		
1995	0.206377468	0.216468	0.214944	2.297744001		
1996	3.277759793	0.550229	0.961964	2.297744001		
1997	3.41736808	0.078093	0.582175	2.297744001		
1998	2.98235675	0.615066	0.972421	2.297744001		
1999	1.353593396	0.344275	0.496637	2.297744001		
2000	0.861929427	1.706591	1.579085	2.297744001		
2001	1.776464875	0.47617	0.672456	2.297744001		
2002	1.161379087	0.162924	0.313646	2.297744001		
2003	1.438572354	2.429383	2.279815	2.297744001		
2004	1.464875364	1.074365	1.133315	2.297744001		
2005	0.592829395	4.498573	3.90898	2.297744001		
2006	1.167449013	0.77747	0.83634	2.297744001		
2007	0.572596309	5.699083	4.925212	2.297744001		
2008	1.139122693	0.242215	0.377608	2.297744001		
2009	1.871560376	1.916509	1.909724	2.297744001		
2010	0.422871479	1.040395	0.947177	2.297744001		



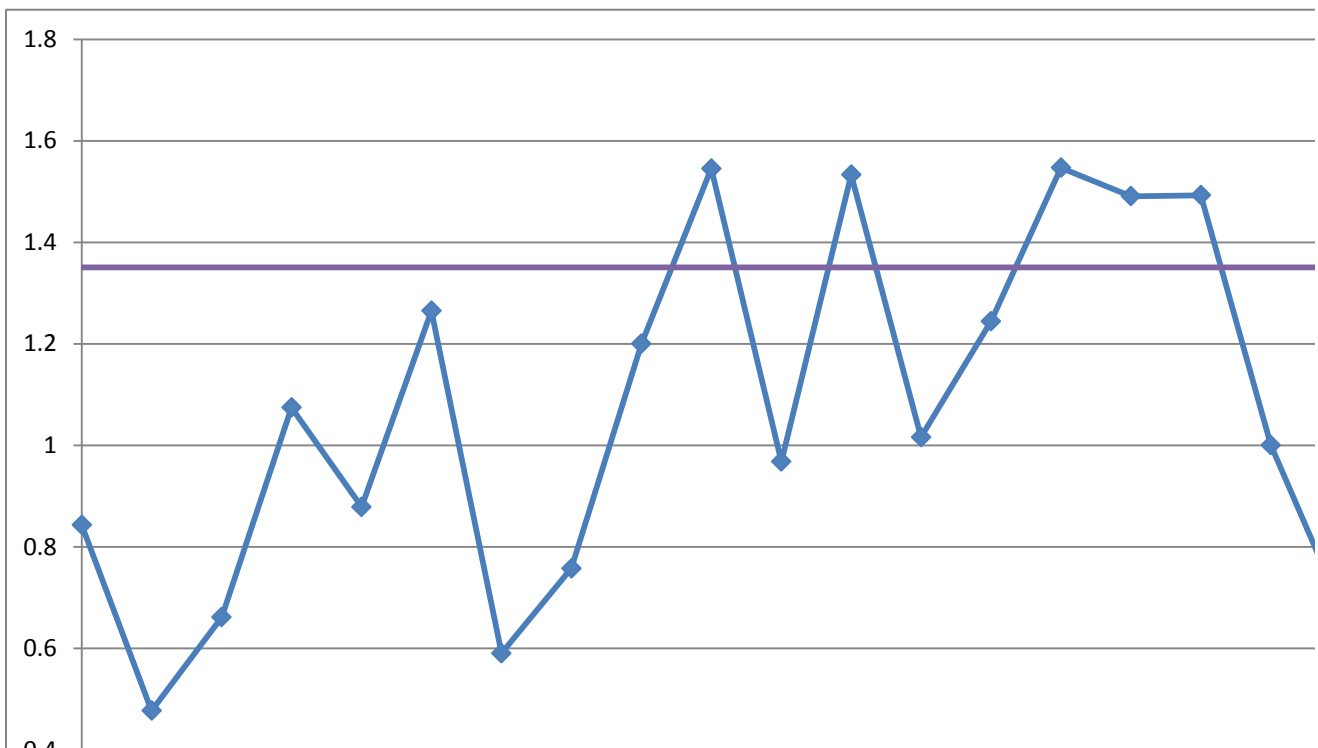
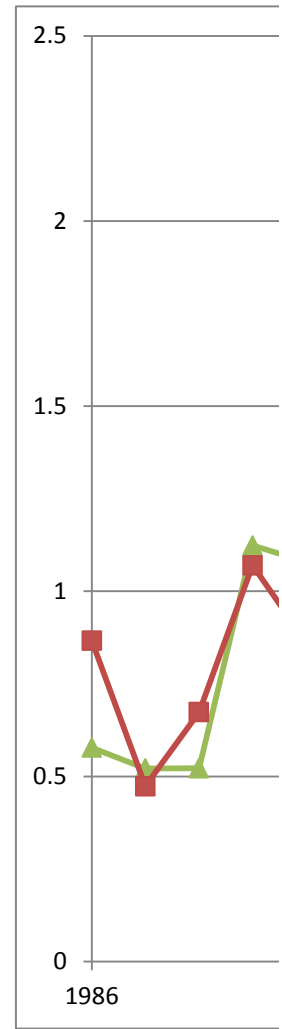





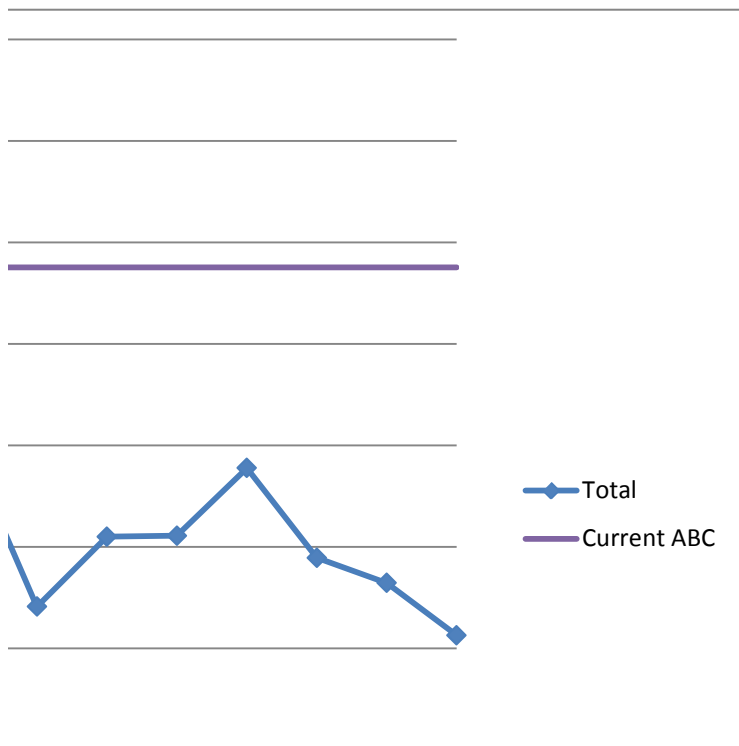
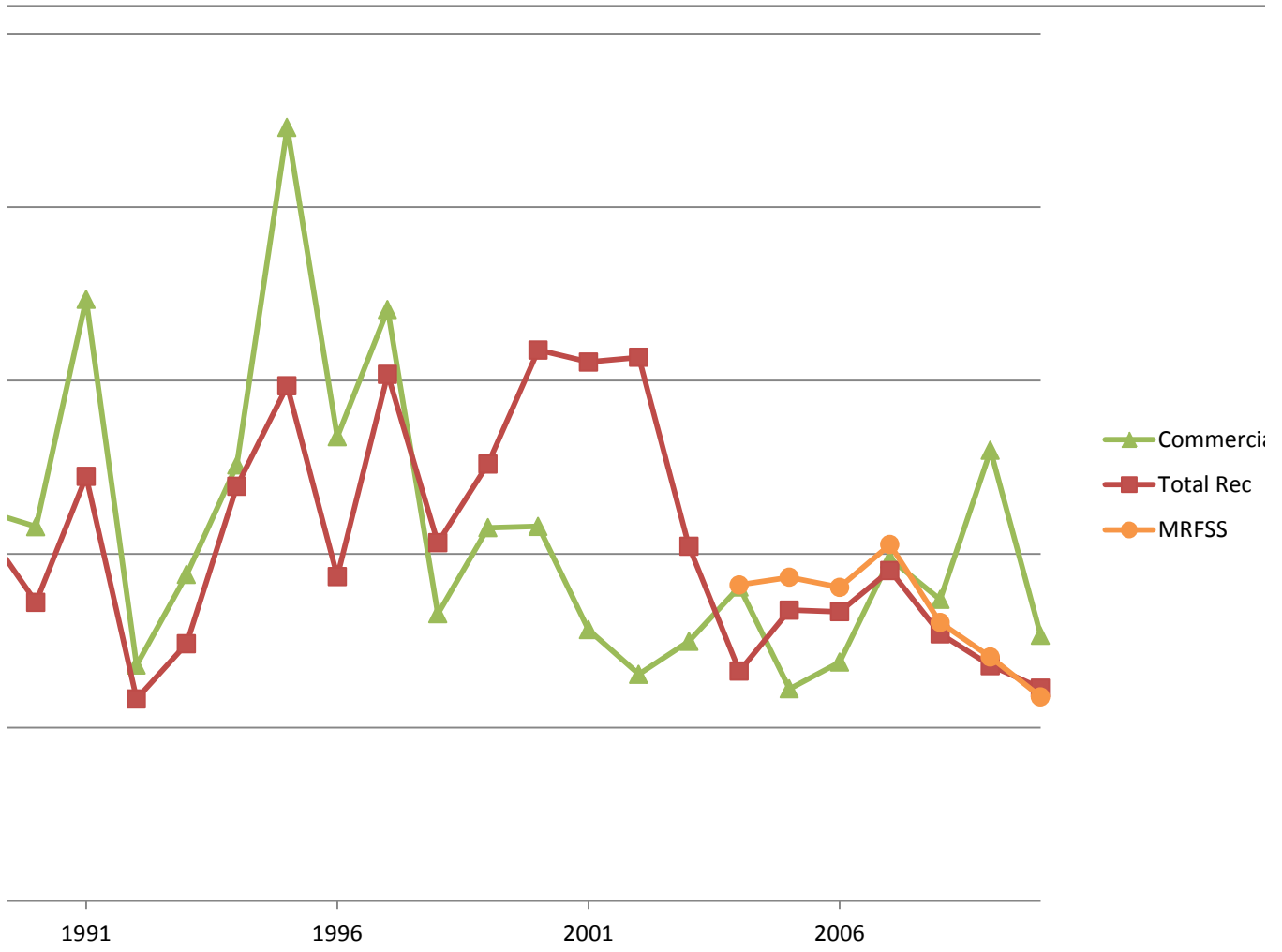


Dolphin

Year	Commercial	Total Rec	Total	Current ABC	MRFSS	Current ABC
1986	0.577878815	0.866579	0.843191	1.350843102	0.911269	14,596,216
1987	0.521619403	0.473562	0.477455	1.350843102	0.93332	
1988	0.521892446	0.673941	0.661624	1.350843102	0.904184	3rd Highest
1989	1.12379447	1.070353	1.074682	1.350843102	1.027284	16,108,965
1990	1.078820071	0.861148	0.878781	1.350843102	0.802578	
1991	1.734056863	1.223802	1.265137	1.350843102	0.703112	
1992	0.680011726	0.582539	0.590435	1.350843102	0.588474	
1993	0.940919677	0.741485	0.757641	1.350843102		
1994	1.256462492	1.195212	1.200173	1.350843102		
1995	2.229046011	1.484999	1.545273	1.350843102		
1996	1.338015506	0.935444	0.968056	1.350843102		
1997	1.705011492	1.517957	1.53311	1.350843102		
1998	0.827564587	1.032713	1.016094	1.350843102		
1999	1.075796034	1.259552	1.244666	1.350843102		
2000	1.079640342	1.588195	1.546998	1.350843102		
2001	0.781822469	1.553344	1.490844	1.350843102		
2002	0.653526561	1.56675	1.492771	1.350843102		
2003	0.748772849	1.022336	1.000175	1.350843102		
2004	0.905159049	0.662645	0.68229	1.350843102		
2005	0.61144596	0.838411	0.820025	1.350843102		
2006	0.688439499	0.833851	0.822071	1.350843102		
2007	0.98648586	0.952556	0.955305	1.350843102		
2008	0.869161936	0.770358	0.778362	1.350843102		
2009	1.29878986	0.678748	0.728977	1.350843102		
2010	0.765866023	0.61352	0.625861	1.350843102		







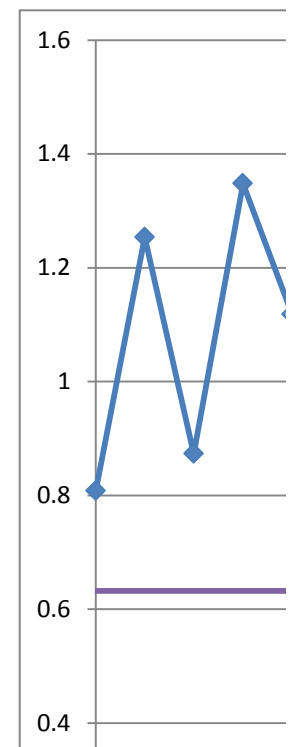
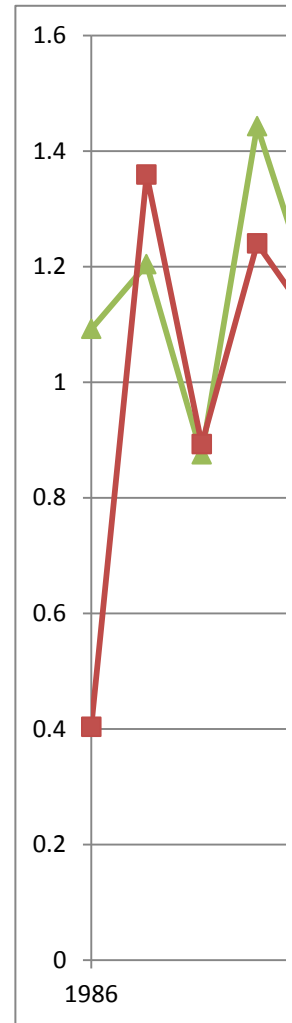


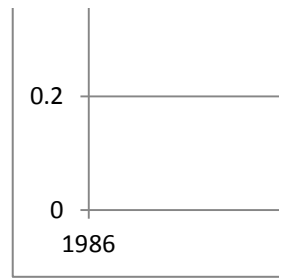
2006

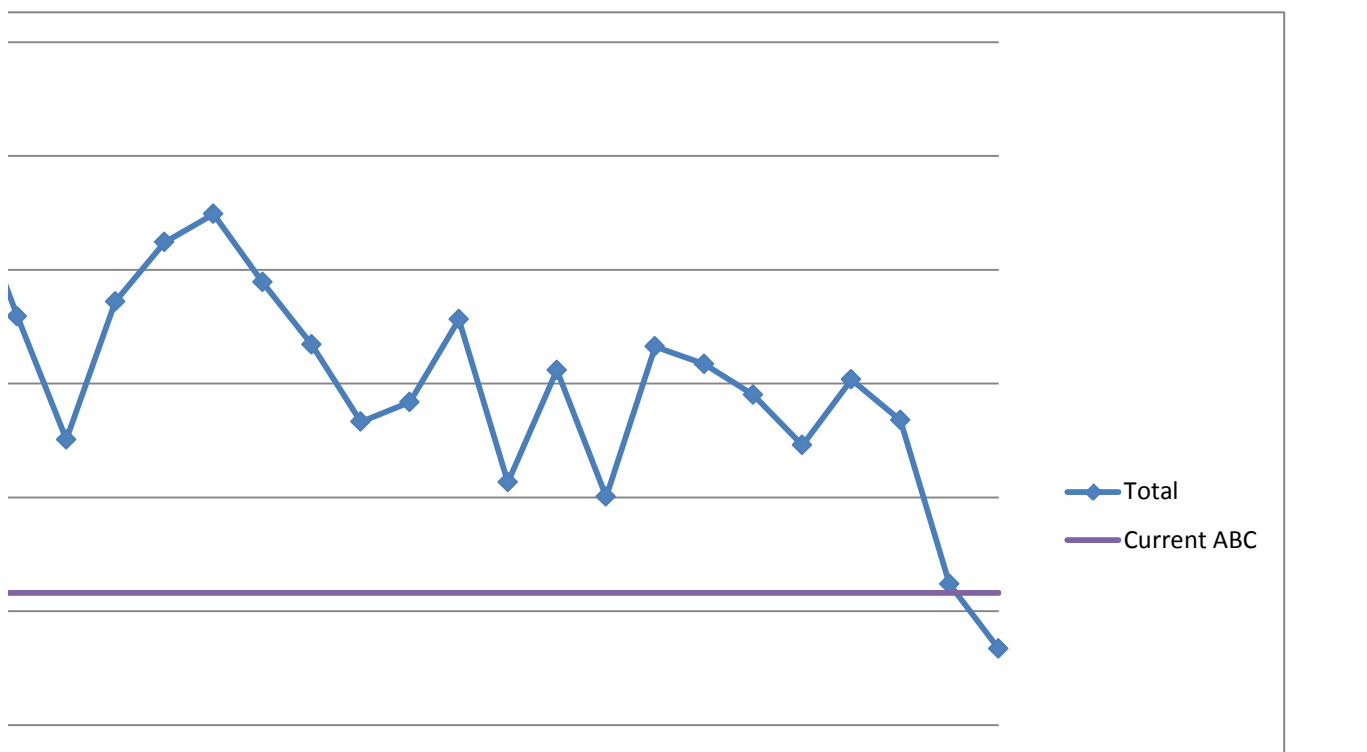
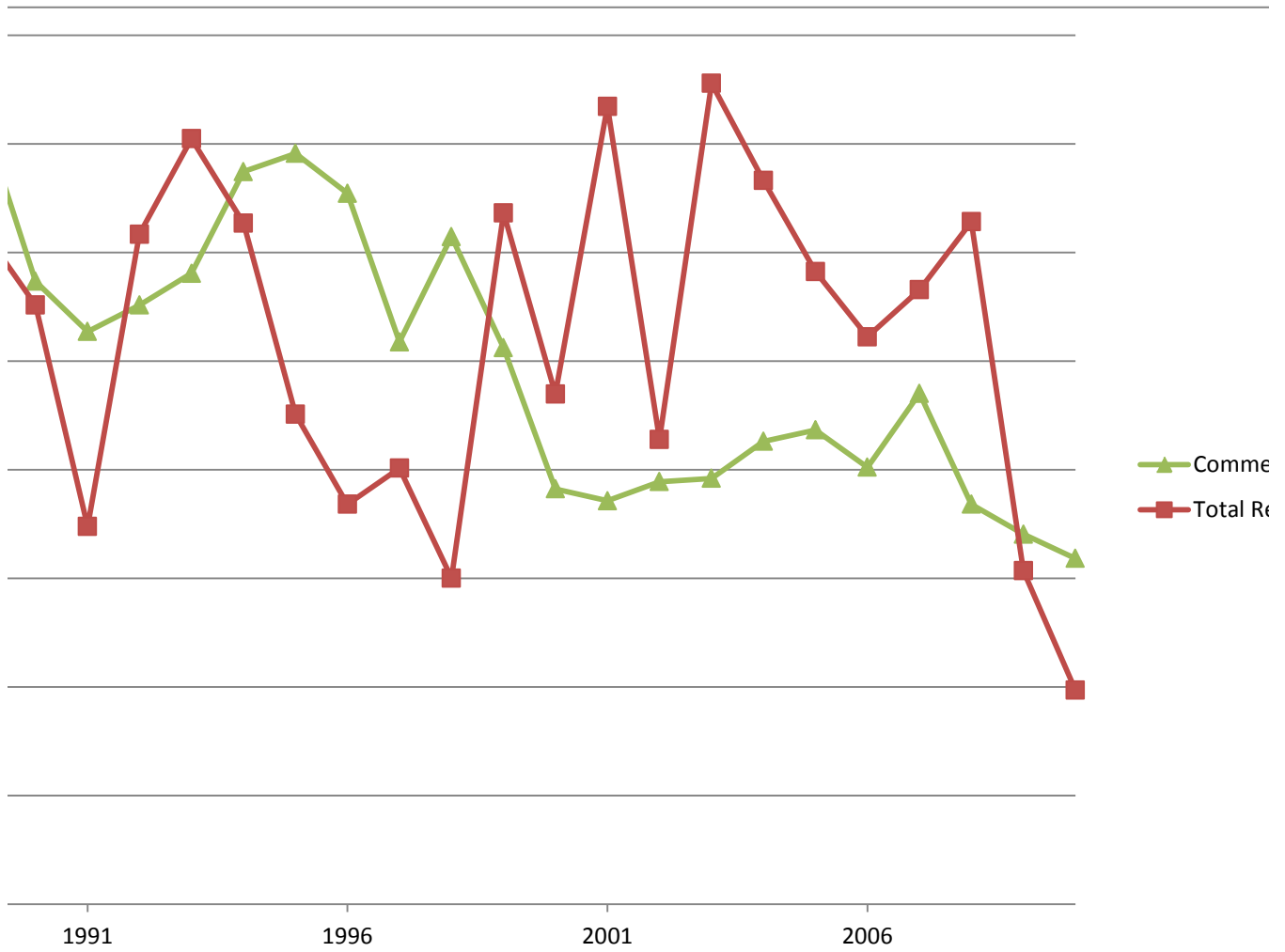
al

Gag

Year	Commercial	Total Rec	Total	Current ABC	Current ABC
1986	1.091813361	0.403683	0.807915	0.632425594	817,740
1987	1.20379706	1.359258	1.253727	0.632425594	
1988	0.874902066	0.892476	0.873309	0.632425594	
1989	1.442744988	1.239705	1.348001	0.632425594	
1990	1.14679673	1.103094	1.118212	0.632425594	
1991	1.054368555	0.695302	0.901483	0.632425594	
1992	1.103075486	1.233386	1.144007	0.632425594	
1993	1.161323541	1.409329	1.248412	0.632425594	
1994	1.348700115	1.253896	1.29785	0.632425594	
1995	1.382271365	0.901956	1.178035	0.632425594	
1996	1.308826351	0.736388	1.068734	0.632425594	
1997	1.035137674	0.802876	0.932785	0.632425594	
1998	1.22892628	0.600194	0.967267	0.632425594	
1999	1.02426147	1.272746	1.112883	0.632425594	
2000	0.764669355	0.939202	0.826473	0.632425594	
2001	0.742631418	1.468824	1.023673	0.632425594	
2002	0.777918454	0.855603	0.801141	0.632425594	
2003	0.784004538	1.511255	1.065061	0.632425594	
2004	0.851941046	1.332578	1.03442	0.632425594	
2005	0.873015484	1.164819	0.980317	0.632425594	
2006	0.804420563	1.044428	0.89183	0.632425594	
2007	0.940380933	1.131262	1.006954	0.632425594	
2008	0.736259803	1.256536	0.93561	0.632425594	
2009	0.681173435	0.61398	0.647824	0.632425594	
2010	0.63663993	0.394025	0.53408	0.632425594	







1991

1996

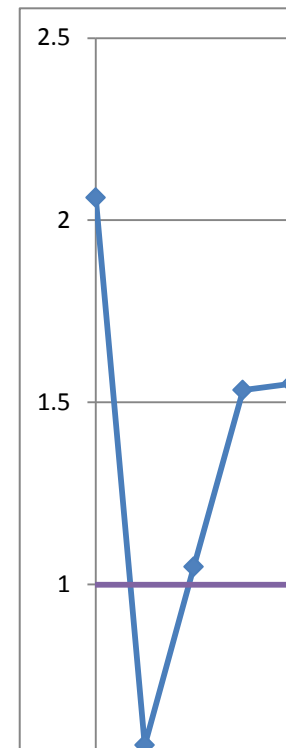
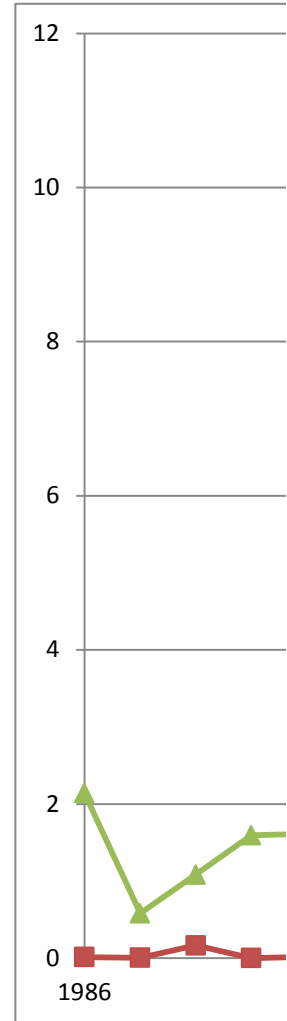
2001

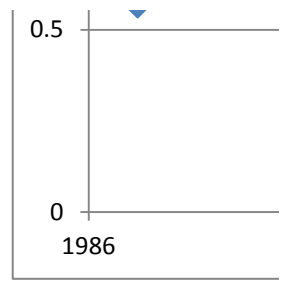
2006

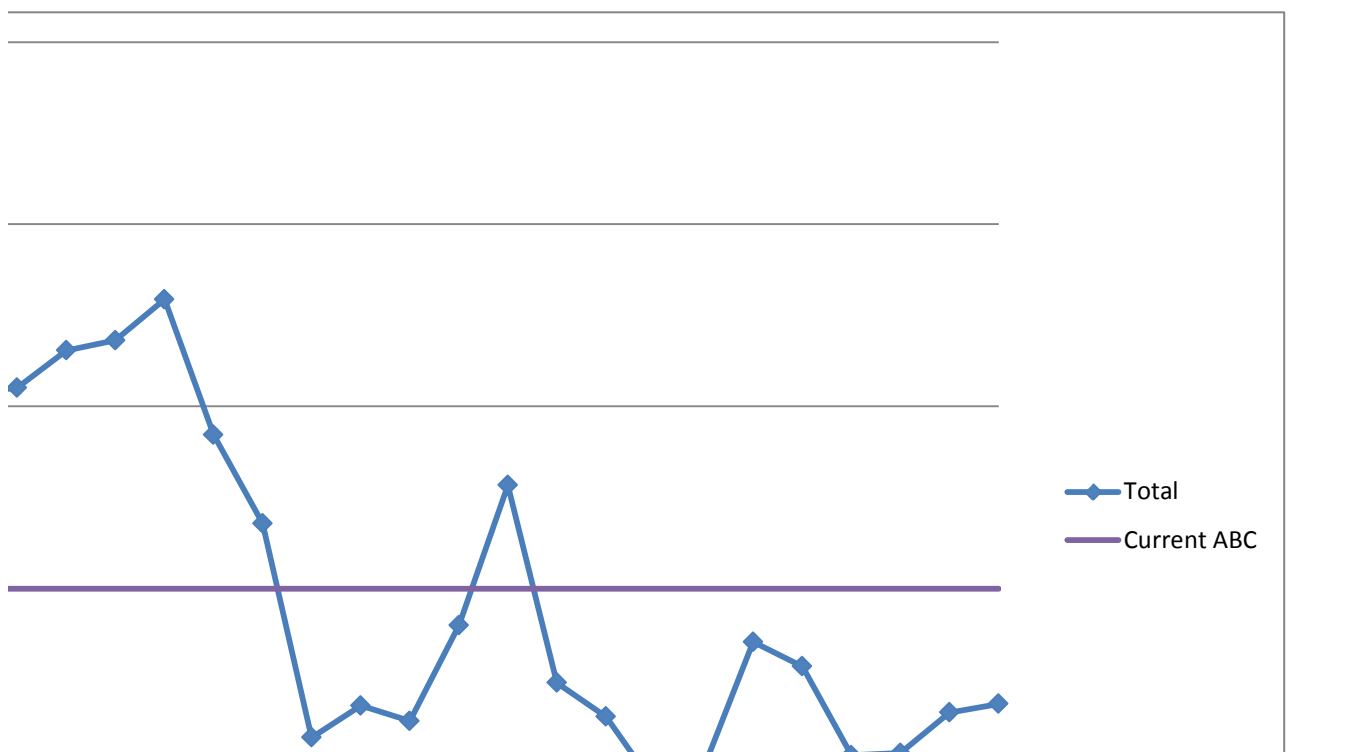
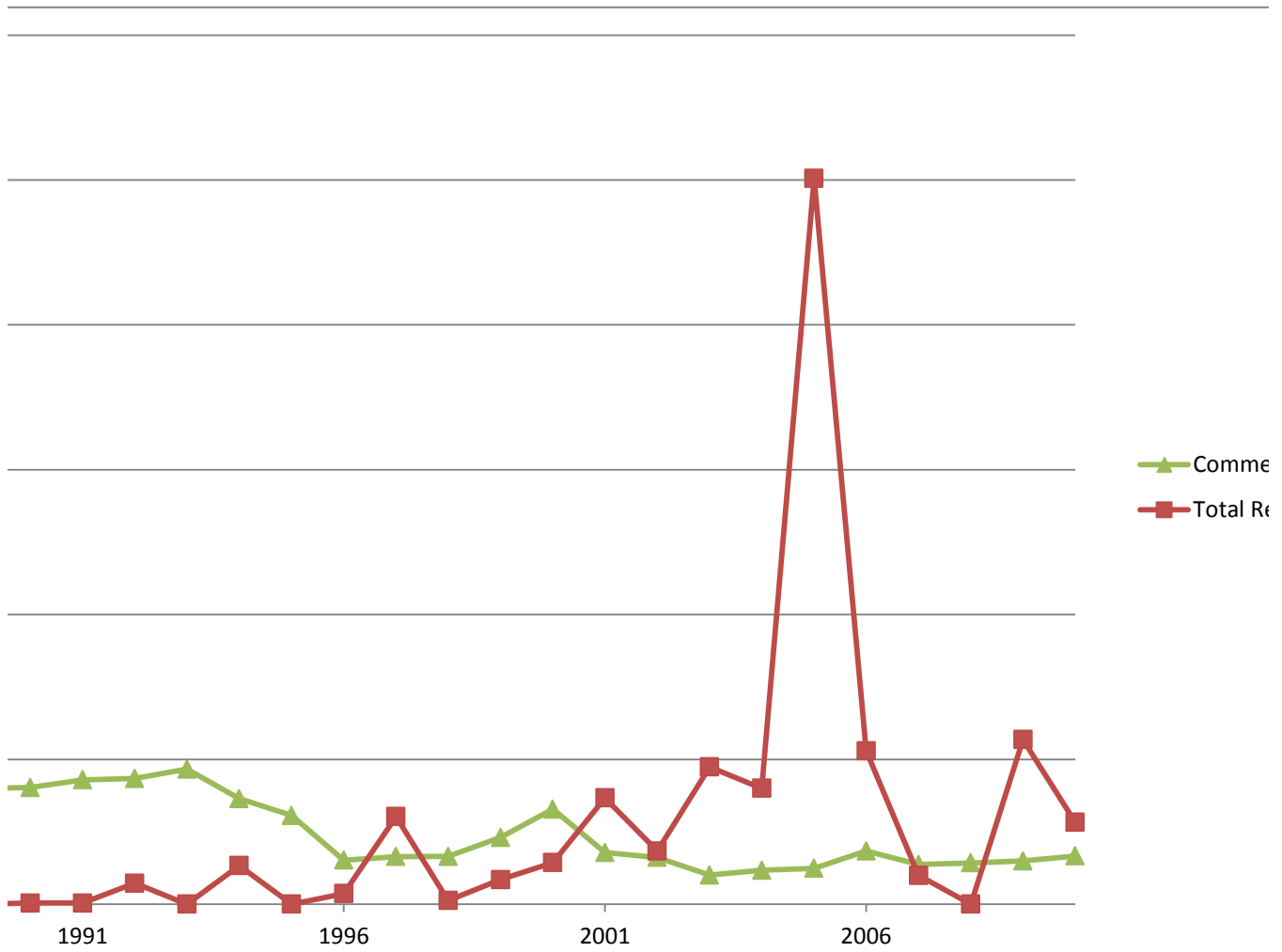
ercial
ec

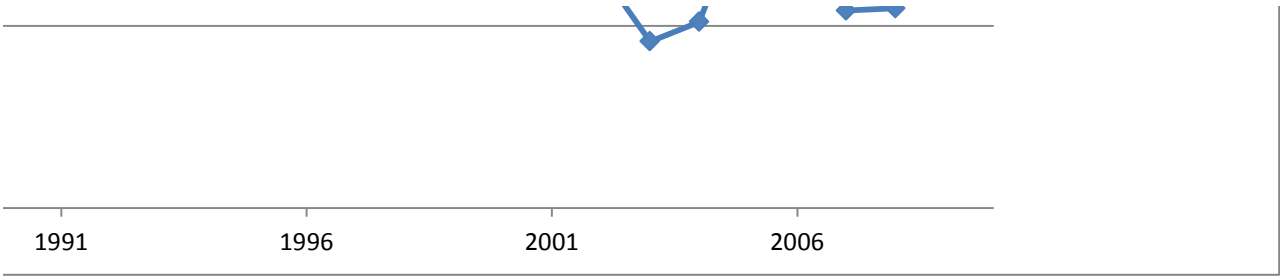
Golden Tilefish

Year	Commercial	Total Rec	Total	Current ABC	Current ABC
1986	2.141390718	0.013315	2.061515	0.999023718	638,000
1987	0.580141626	0.006142	0.558597	0.999023718	
1988	1.082369419	0.165497	1.047955	0.999023718	
1989	1.593390785	0.000588	1.533606	0.999023718	
1990	1.610829883	0.014578	1.550916	0.999023718	
1991	1.717153226	0.016284	1.653313	0.999023718	
1992	1.735365117	0.289078	1.681108	0.999023718	
1993	1.863569086	0	1.793622	0.999023718	
1994	1.456809737	0.533066	1.422138	0.999023718	
1995	1.224407201	0	1.17845	0.999023718	
1996	0.608508835	0.145957	0.591147	0.999023718	
1997	0.657913918	1.209275	0.678609	0.999023718	
1998	0.659176418	0.051652	0.636374	0.999023718	
1999	0.920605071	0.339476	0.898793	0.999023718	
2000	1.31103489	0.575264	1.283418	0.999023718	
2001	0.71291077	1.46762	0.741238	0.999023718	
2002	0.644677188	0.734147	0.648035	0.999023718	
2003	0.401436022	1.894837	0.457489	0.999023718	
2004	0.468485196	1.599829	0.510949	0.999023718	
2005	0.495773748	10.02247	0.853349	0.999023718	
2006	0.734212207	2.116931	0.786111	0.999023718	
2007	0.547754266	0.397903	0.54213	0.999023718	
2008	0.569651161	0	0.54827	0.999023718	
2009	0.596705434	2.274233	0.65967	0.999023718	
2010	0.665728078	1.131859	0.683224	0.999023718	





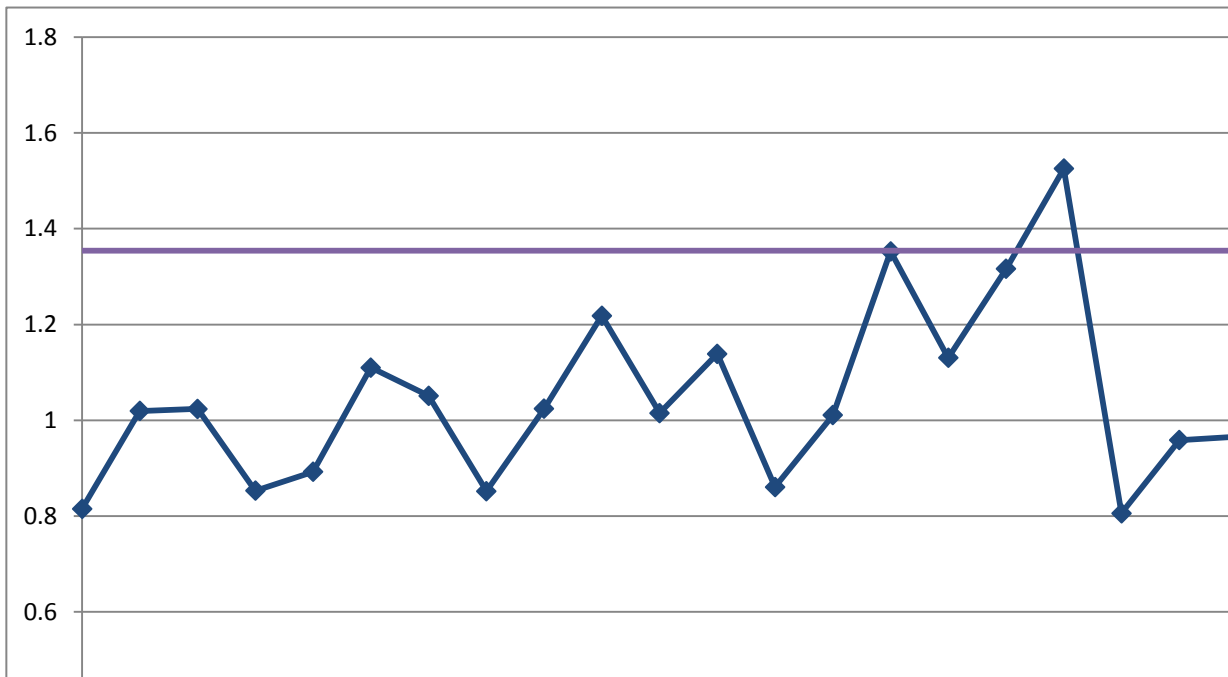
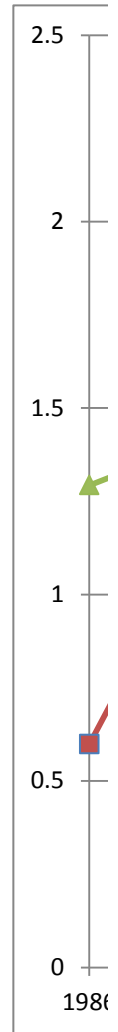





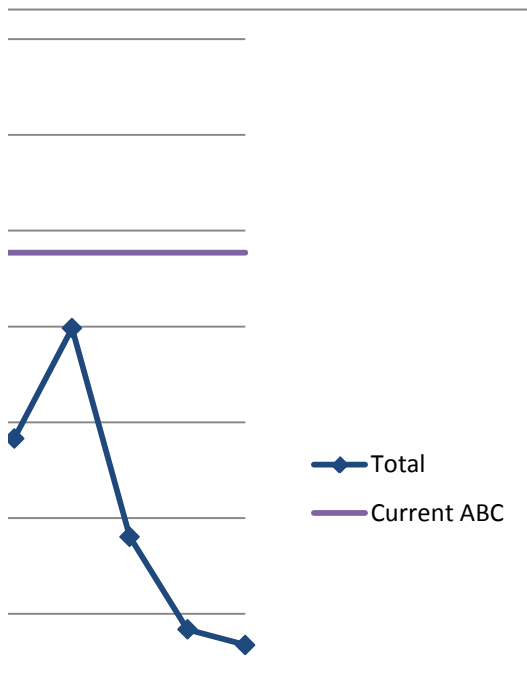
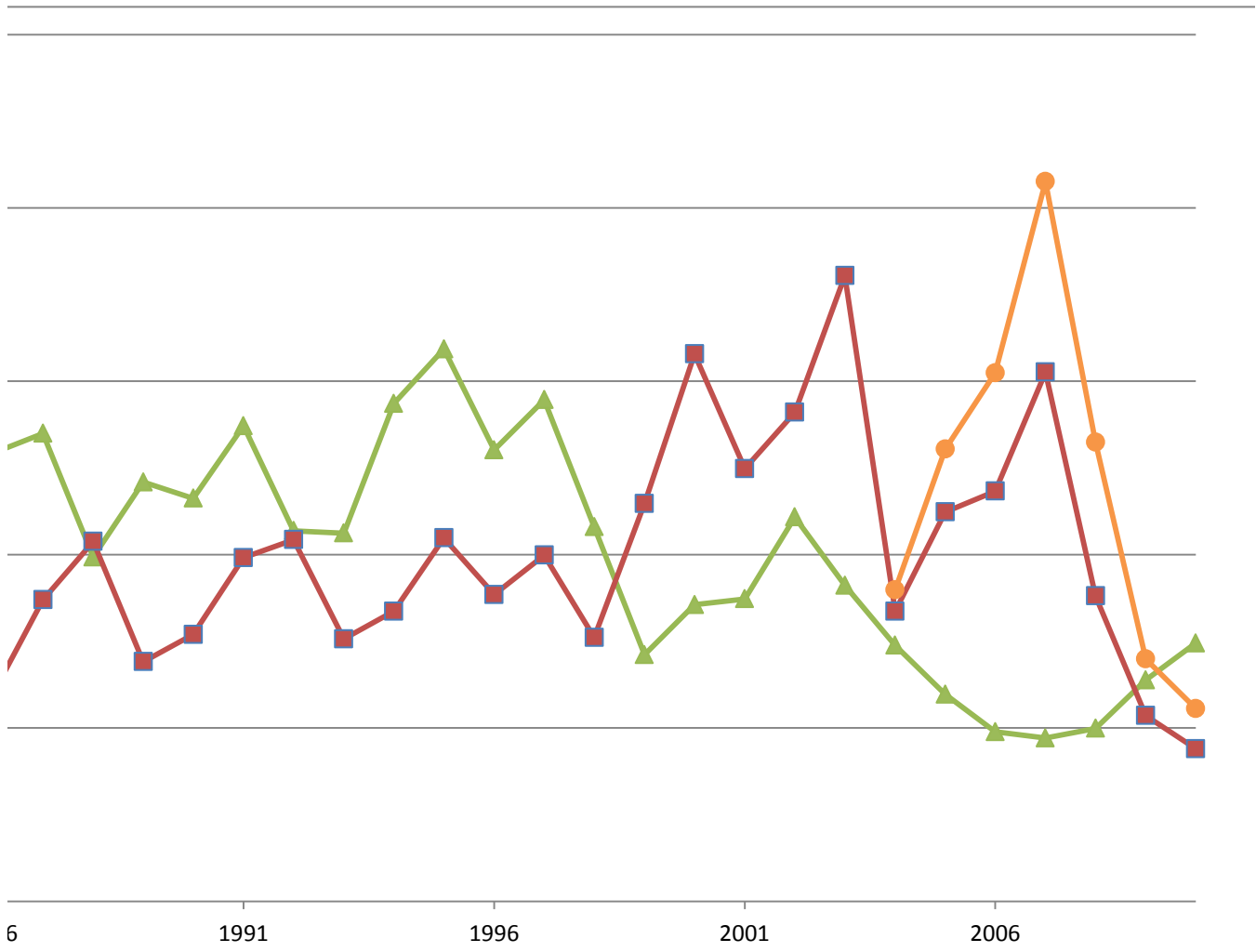
ercial
ec

Gray Snapper

Year	Commercial	Total Rec	Total	Current ABC	MRFSS	Current ABC
1986	1.292963903	0.598263	0.815476	1.353953	0.898183	894,019
1987	1.349556472	0.869461	1.019573	1.353953	1.303806	
1988	0.99289832	1.037755	1.023729	1.353953	1.524325	3rd largest
1989	1.208946896	0.691187	0.853076	1.353953	2.075671	868,960
1990	1.1622062	0.769653	0.892394	1.353953	1.324301	
1991	1.371536708	0.990991	1.109977	1.353953	0.698778	
1992	1.06871512	1.043111	1.051117	1.353953	0.55591	
1993	1.061788779	0.756585	0.852014	1.353953		
1994	1.435549666	0.836741	1.023972	1.353953		
1995	1.592743713	1.048022	1.218341	1.353953		
1996	1.301832526	0.884452	1.014955	1.353953		
1997	1.446515566	0.998582	1.138638	1.353953		
1998	1.079763361	0.760878	0.860584	1.353953		
1999	0.711204496	1.147128	1.010827	1.353953		
2000	0.855403176	1.578857	1.352653	1.353953		
2001	0.872021552	1.247753	1.130272	1.353953		
2002	1.108384167	1.410449	1.316002	1.353953		
2003	0.911424201	1.804635	1.525353	1.353953		
2004	0.738246289	0.836728	0.805935	1.353953		
2005	0.597205633	1.123017	0.95861	1.353953		
2006	0.488835028	1.182962	0.965928	1.353953		
2007	0.470787791	1.526444	1.19637	1.353953		
2008	0.498662683	0.880681	0.761235	1.353953		
2009	0.638100109	0.535751	0.567753	1.353953		
2010	0.744707645	0.439915	0.535215	1.353953		





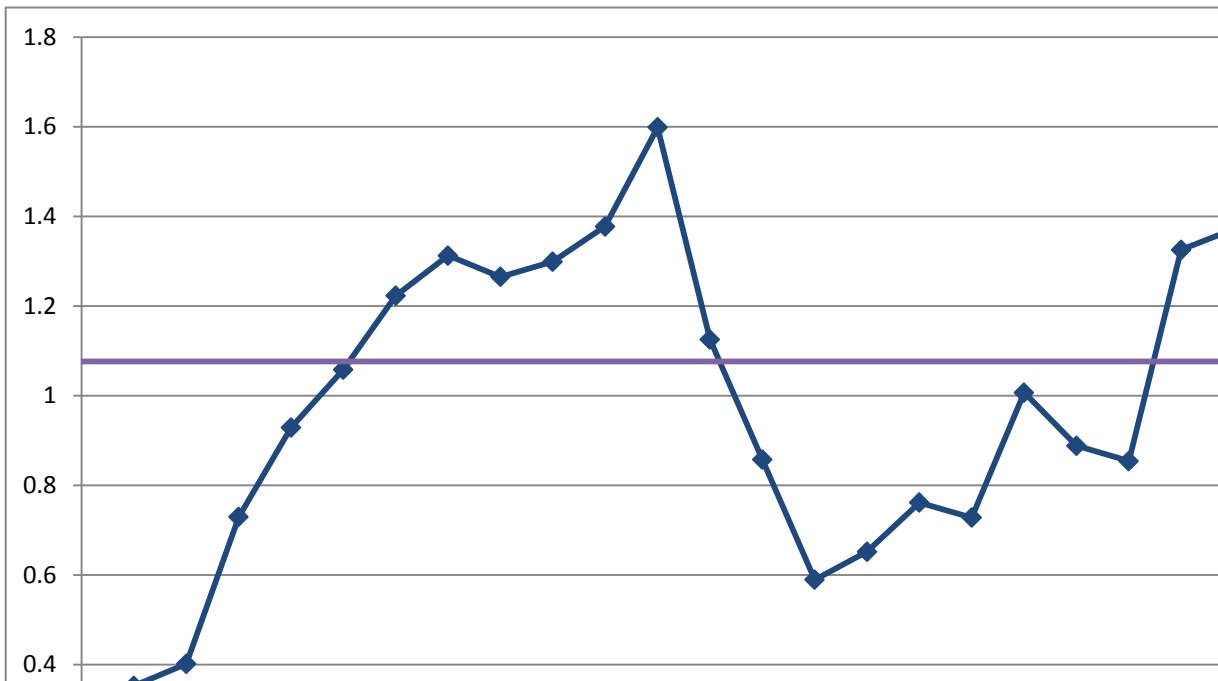



06

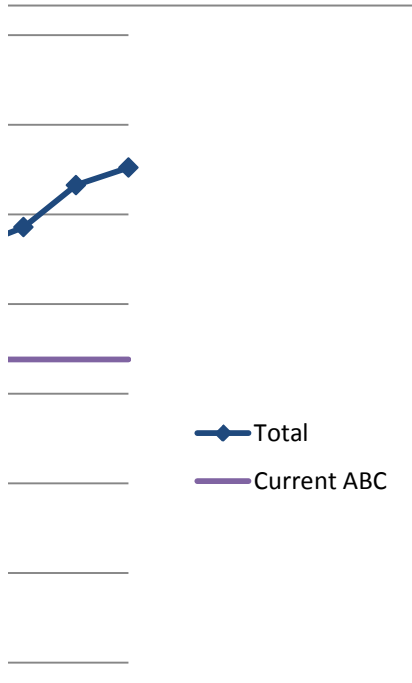
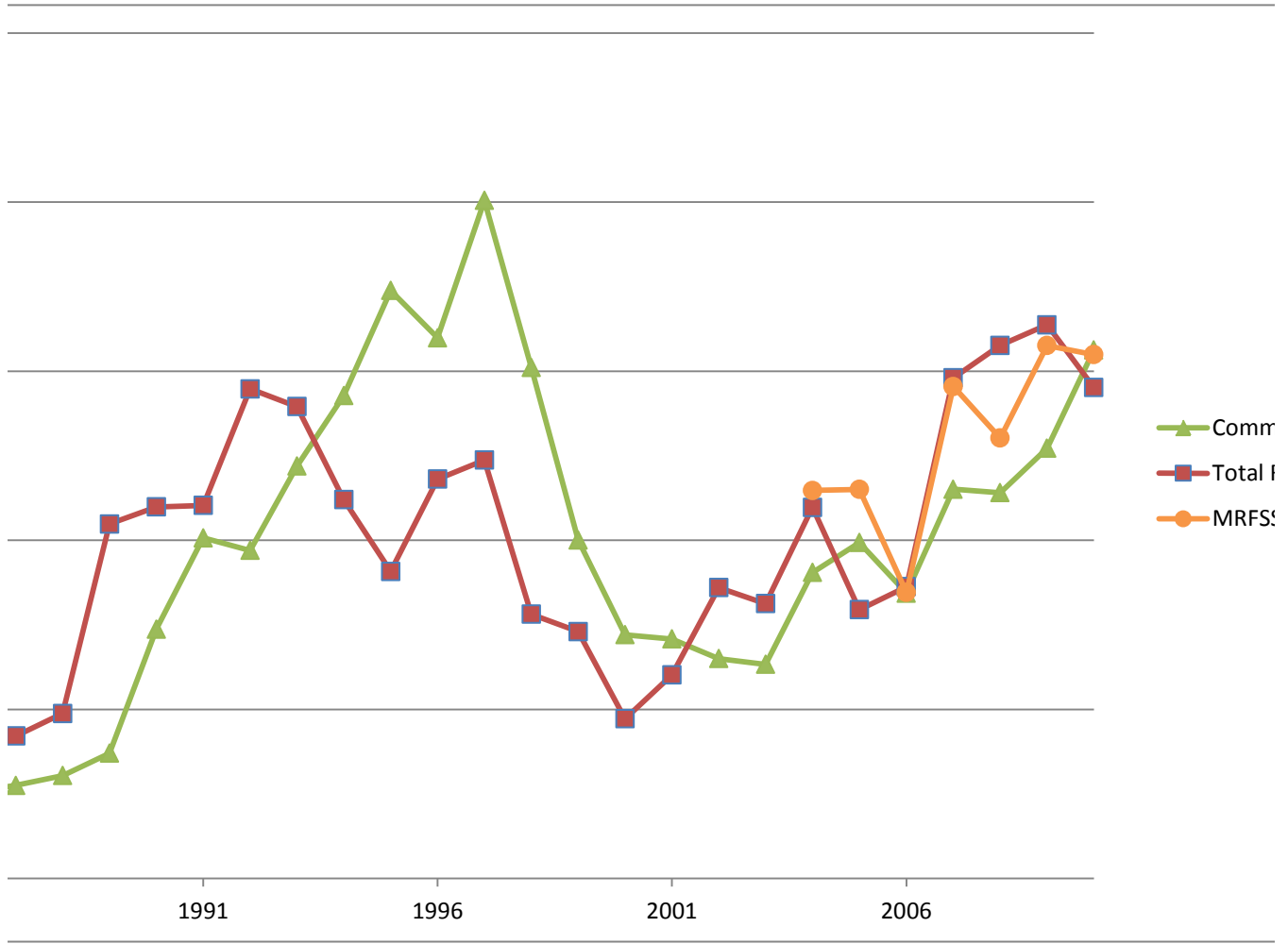
- Commercial
- Total Rec
- MRFS

Gray Triggerfish

Year	Commercial	Total Rec	Total	Current ABC	MRFSS	Current ABC
1986	0.253795075	0.393292	0.32763	1.076527	1.147175	672,565
1987	0.275340538	0.42134	0.352617	1.076527	1.150617	
1988	0.304071222	0.488054	0.401452	1.076527	0.845745	3rd largest
1989	0.370435055	1.048356	0.729254	1.076527	1.454545	628,949
1990	0.737204389	1.098873	0.928633	1.076527	1.302367	
1991	1.007280979	1.103185	1.058042	1.076527	1.575609	
1992	0.9701443	1.447402	1.222754	1.076527	1.549097	
1993	1.219243308	1.395189	1.31237	1.076527		
1994	1.427869763	1.120187	1.265015	1.076527		
1995	1.738575328	0.907874	1.29889	1.076527		
1996	1.598400603	1.180941	1.377442	1.076527		
1997	2.004785568	1.236954	1.598377	1.076527		
1998	1.511137399	0.781436	1.124911	1.076527		
1999	1.00095948	0.73025	0.857675	1.076527		
2000	0.720797057	0.472375	0.589309	1.076527		
2001	0.708106453	0.601841	0.651861	1.076527		
2002	0.650141814	0.860127	0.761286	1.076527		
2003	0.633125795	0.812491	0.728063	1.076527		
2004	0.904960435	1.097204	1.006714	1.076527		
2005	0.99321658	0.794743	0.888166	1.076527		
2006	0.843687125	0.862816	0.853812	1.076527		
2007	1.150862988	1.480254	1.325207	1.076527		
2008	1.140698944	1.576154	1.371182	1.076527		
2009	1.272154829	1.637056	1.465294	1.076527		
2010	1.563004972	1.451608	1.504043	1.076527		





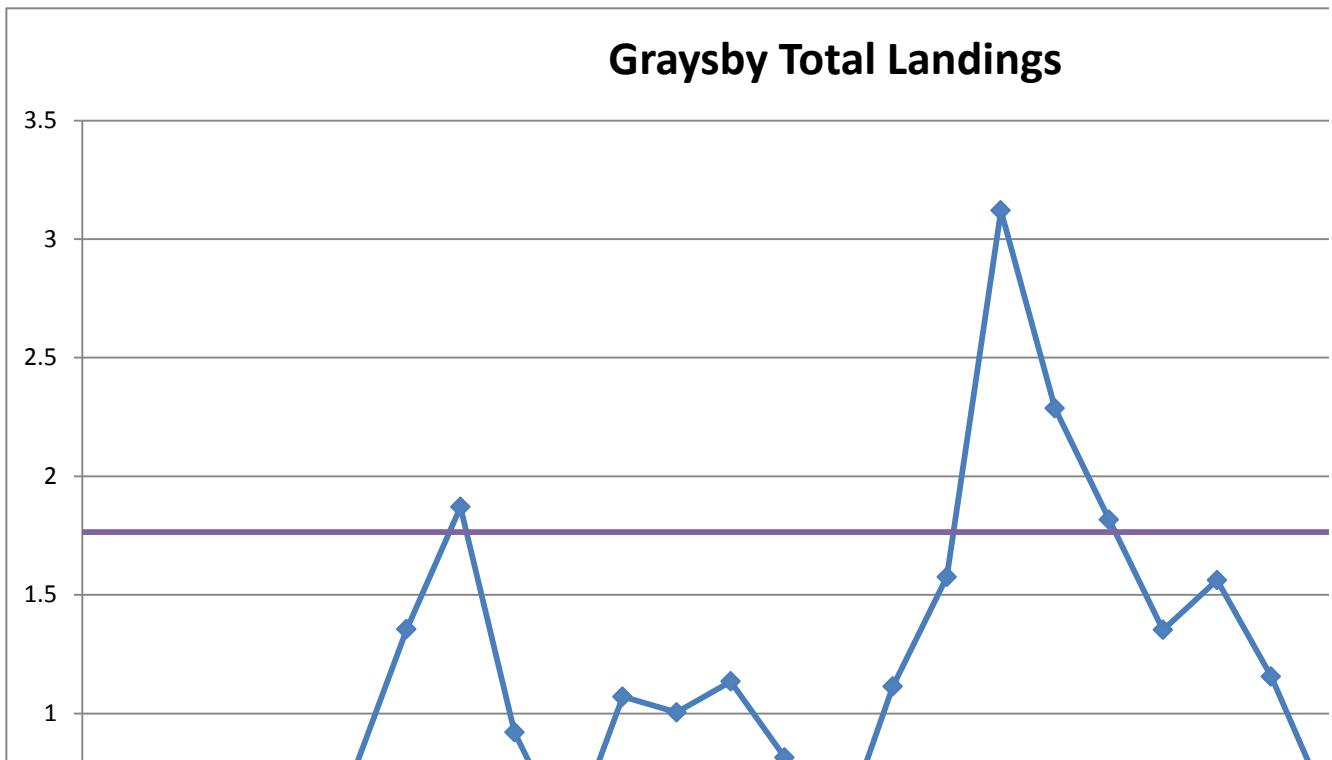
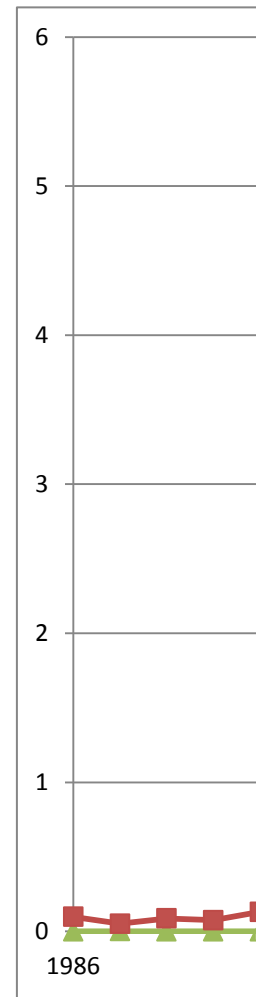


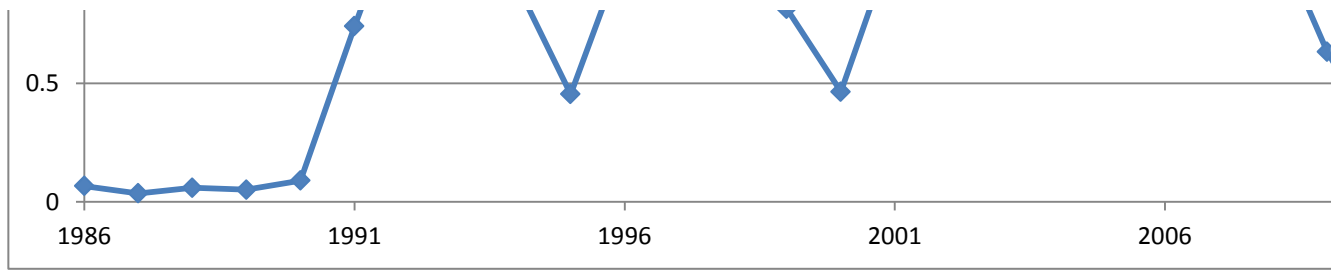


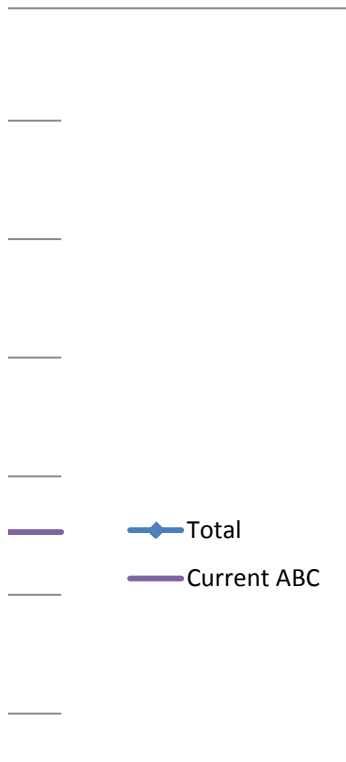
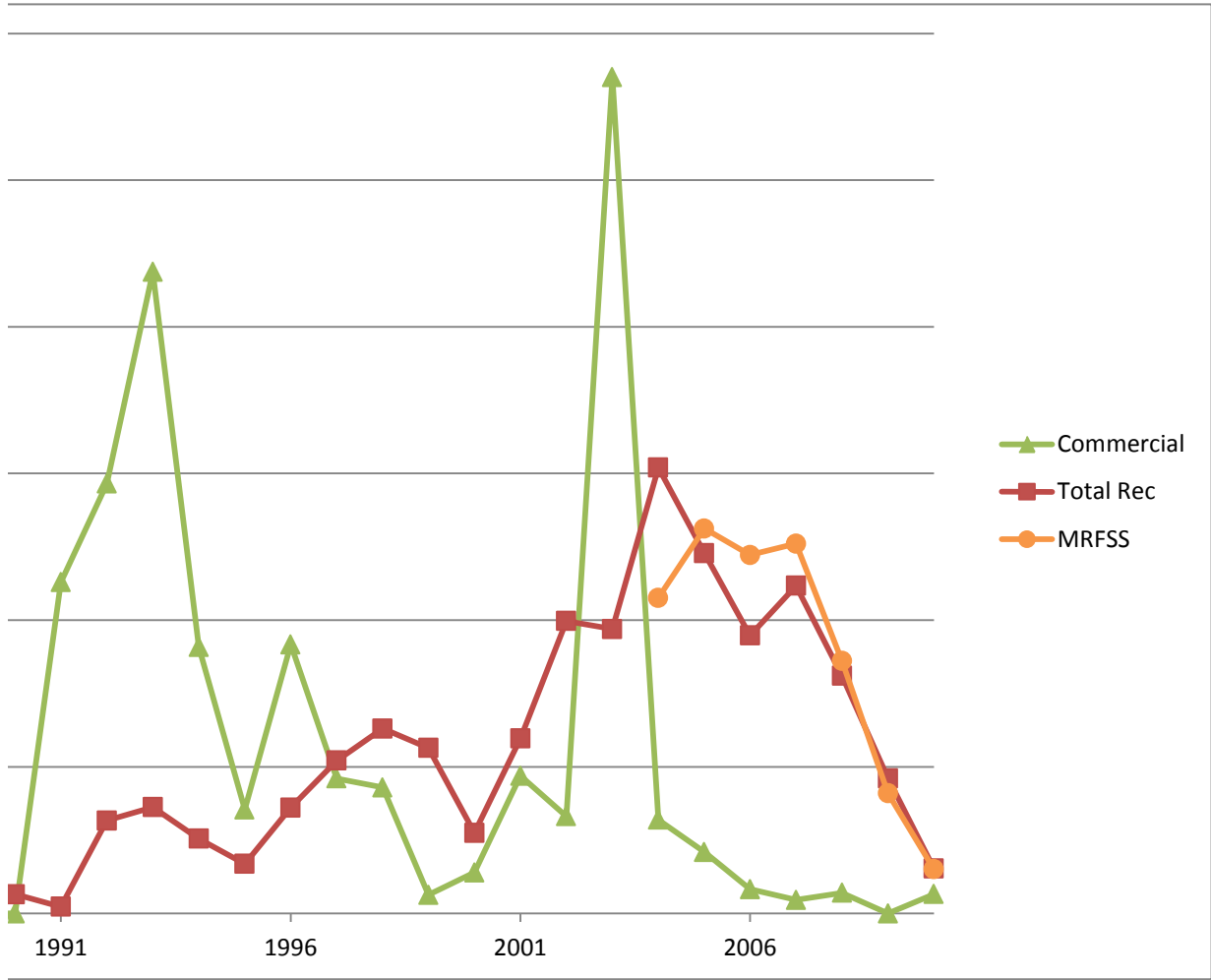
Commercial
Records

Graysby

Year	Commercial	Total Rec	Total	Current ABC	MRFSS	Current ABC
1986	0	0.097381	0.06681	1.764430385	2.152148	17,856
1987	0.001259049	0.051559	0.035768	1.764430385	2.623909	
1988	0	0.086988	0.05968	1.764430385	2.444021	3rd Highest
1989	0	0.075499	0.051797	1.764430385	2.52139	18,388
1990	0	0.131397	0.090147	1.764430385	1.721655	
1991	2.257790368	0.046286	0.740551	1.764430385	0.818959	
1992	2.930752282	0.633452	1.354651	1.764430385	0.301486	
1993	4.373937677	0.724609	1.870255	1.764430385		
1994	1.817437834	0.509962	0.920422	1.764430385		
1995	0.709159585	0.33827	0.454705	1.764430385		
1996	1.833805477	0.72138	1.070607	1.764430385		
1997	0.920679887	1.043067	1.004646	1.764430385		
1998	0.858671703	1.261143	1.134794	1.764430385		
1999	0.127163991	1.128385	0.814068	1.764430385		
2000	0.278879446	0.55018	0.46501	1.764430385		
2001	0.938306579	1.19345	1.113352	1.764430385		
2002	0.662259994	1.993689	1.575709	1.764430385		
2003	5.70192005	1.939478	3.120634	1.764430385		
2004	0.638652817	3.040183	2.286262	1.764430385		
2005	0.419263456	2.456521	1.816958	1.764430385		
2006	0.165250236	1.895273	1.352161	1.764430385		
2007	0.091910607	2.234575	1.561921	1.764430385		
2008	0.141013535	1.619877	1.155612	1.764430385		
2009	0.000314762	0.92173	0.632467	1.764430385		
2010	0.131570664	0.305666	0.251011	1.764430385		



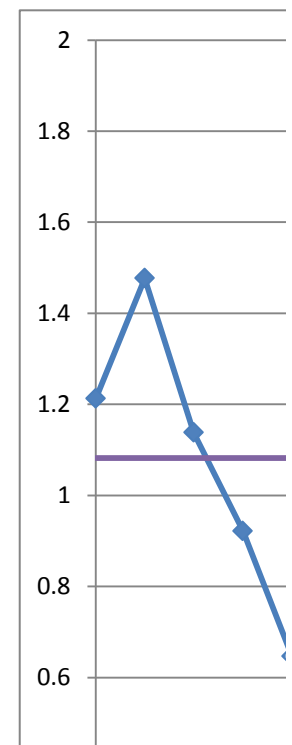
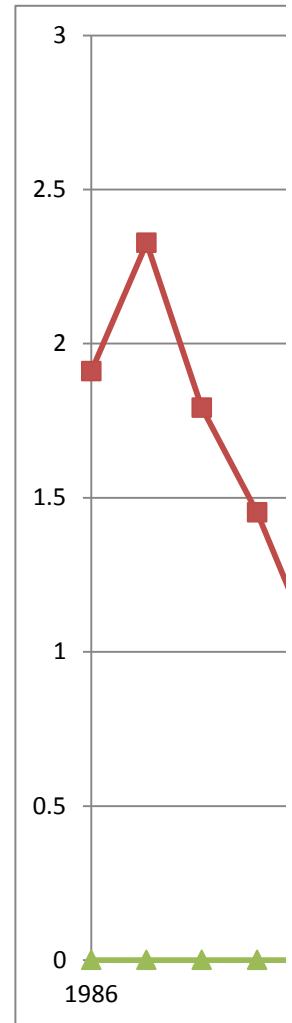


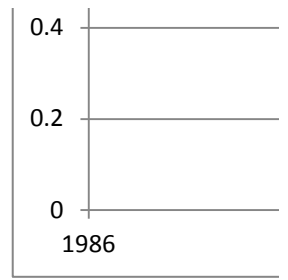


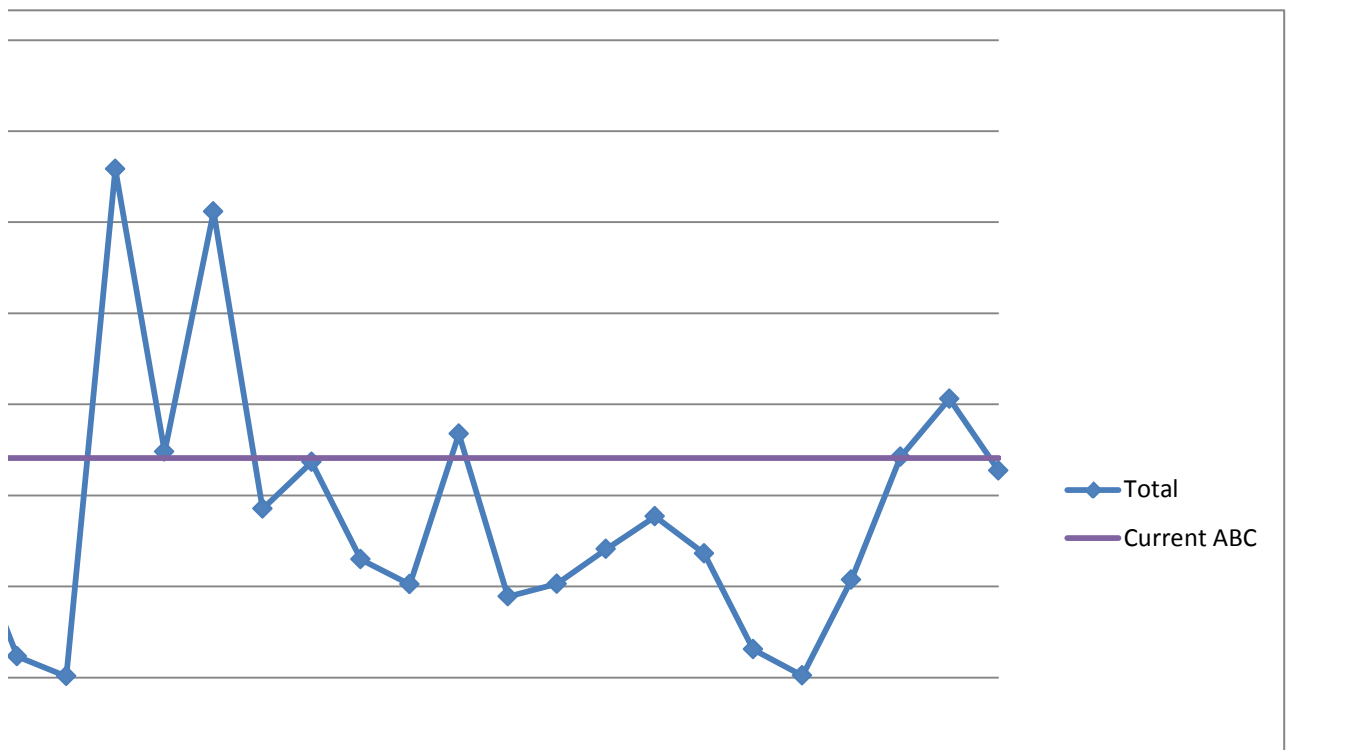
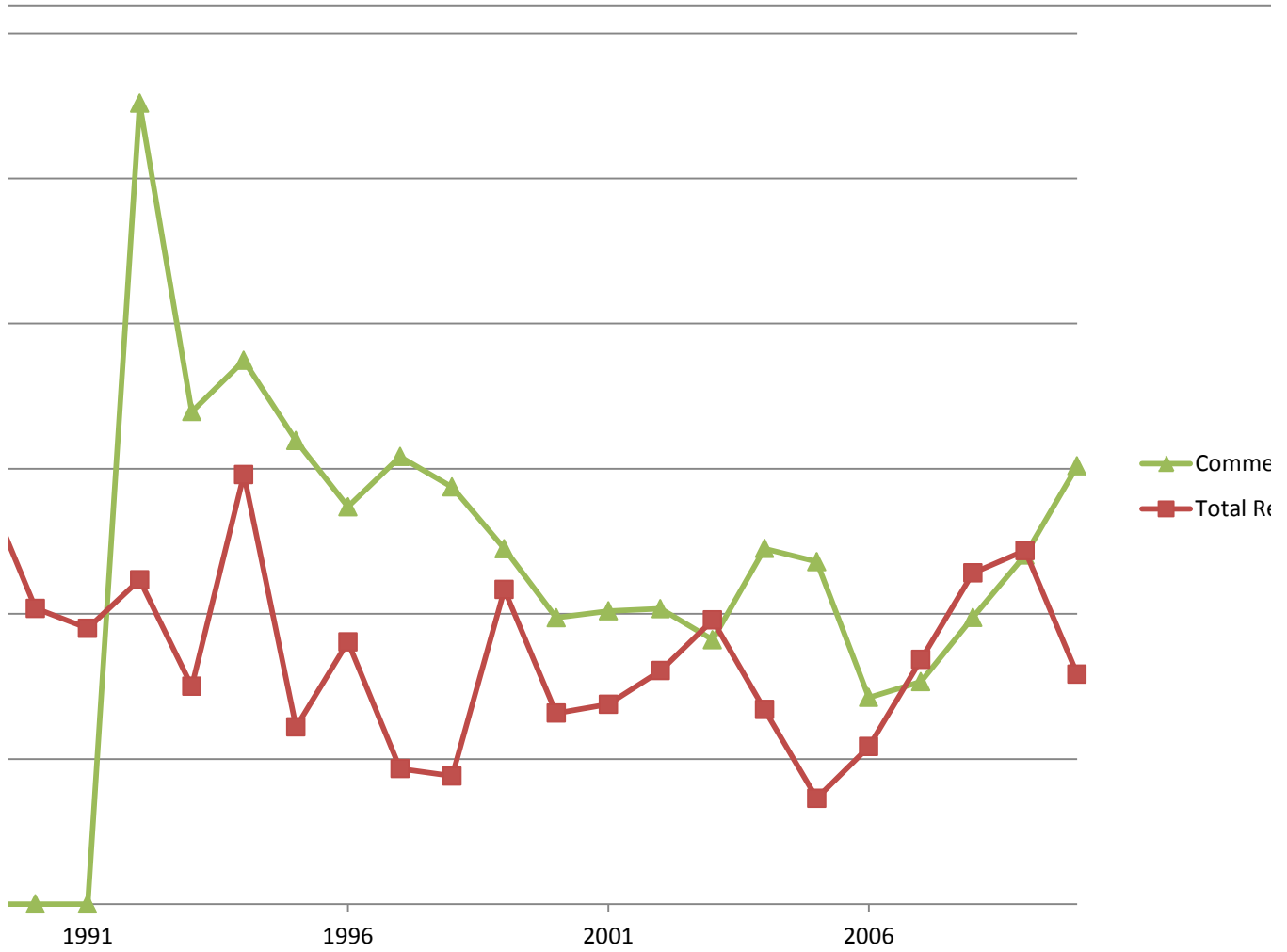


Greater Amberjack

Year	Commercial	Total Rec	Total	Current ABC	Current ABC
1986	0	1.910151	1.212504	1.082163082	1,968,000
1987	0	2.326513	1.476798	1.082163082	
1988	0	1.792511	1.13783	1.082163082	
1989	0	1.452187	0.921803	1.082163082	
1990	0	1.018607	0.64658	1.082163082	
1991	0	0.949828	0.602921	1.082163082	
1992	2.758650064	1.117238	1.716733	1.082163082	
1993	1.696125474	0.750315	1.095755	1.082163082	
1994	1.872886449	1.479642	1.623267	1.082163082	
1995	1.596836408	0.61003	0.970442	1.082163082	
1996	1.368663366	0.9033	1.073265	1.082163082	
1997	1.541649887	0.466838	0.859393	1.082163082	
1998	1.43647707	0.440961	0.804555	1.082163082	
1999	1.224043214	1.083745	1.134986	1.082163082	
2000	0.986490496	0.657788	0.77784	1.082163082	
2001	1.009739446	0.688373	0.805746	1.082163082	
2002	1.017428372	0.803986	0.881942	1.082163082	
2003	0.910495547	0.978482	0.953651	1.082163082	
2004	1.224911926	0.669978	0.872657	1.082163082	
2005	1.179458889	0.364157	0.661931	1.082163082	
2006	0.711559091	0.542477	0.604231	1.082163082	
2007	0.766242753	0.842554	0.814683	1.082163082	
2008	0.987377275	1.140412	1.084519	1.082163082	
2009	1.201711154	1.217768	1.211903	1.082163082	
2010	1.509253118	0.792158	1.054064	1.082163082	





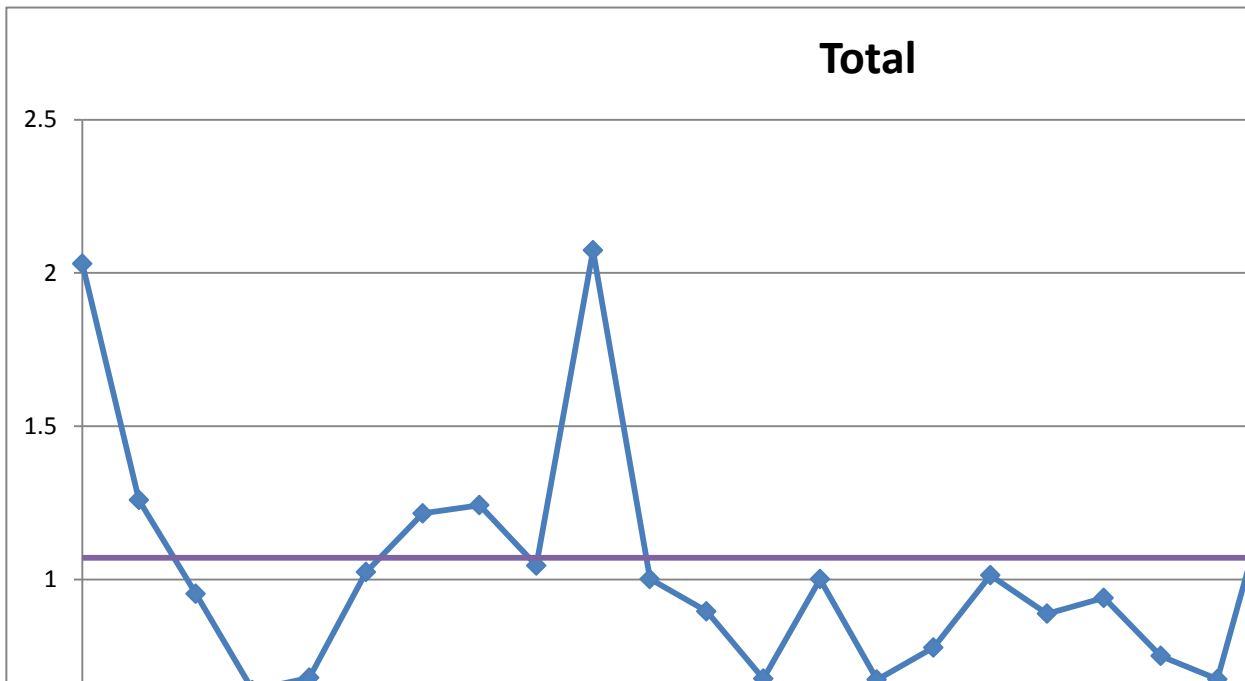
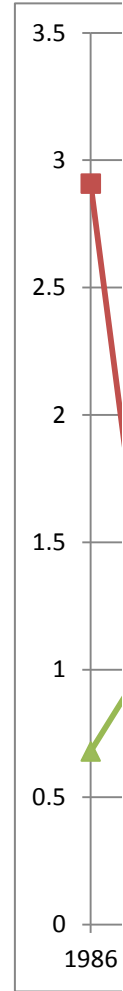





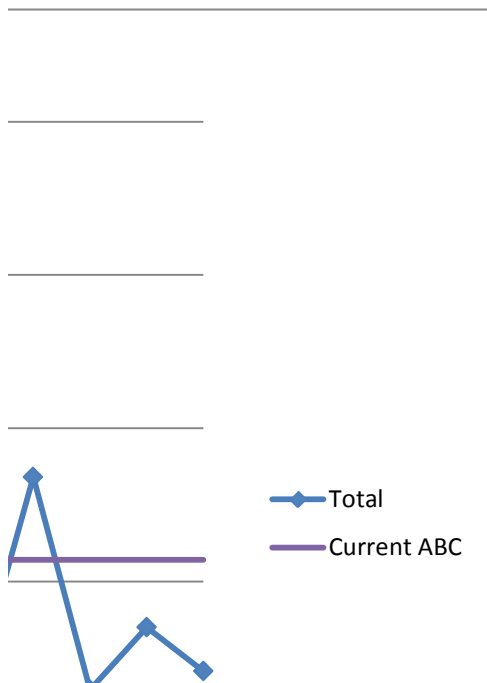
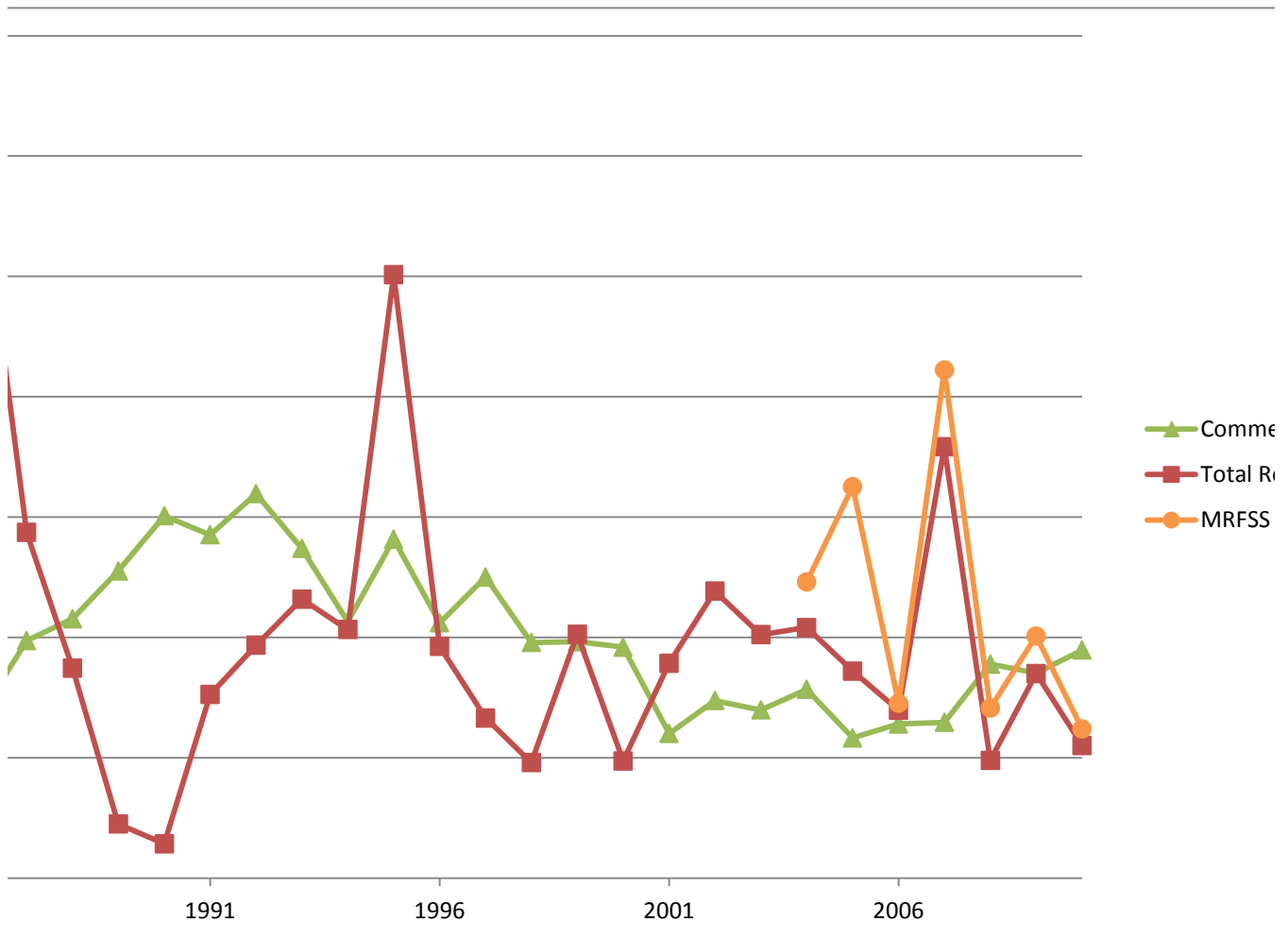
ercial
ec

Hogfish

Year	Commercial	Total Rec	Total	Current ABC	MRFSS	Current ABC
1986	0.679502574	2.908678	2.030237	1.070828	1.230217	147,638
1987	0.986454858	1.436553	1.259185	1.070828	1.626811	
1988	1.077618417	0.871903	0.952968	1.070828	0.72641	3rd largest
1989	1.276105761	0.224693	0.639019	1.070828	2.111692	137,985
1990	1.505146609	0.142376	0.679397	1.070828	0.706049	
1991	1.426001989	0.762716	1.024094	1.070828	1.005742	
1992	1.597046396	0.967837	1.215787	1.070828	0.61924	
1993	1.369496412	1.159445	1.242219	1.070828		
1994	1.064771221	1.032895	1.045456	1.070828		
1995	1.408185247	2.506952	2.073966	1.070828		
1996	1.060445875	0.962851	1.00131	1.070828		
1997	1.250981945	0.665356	0.896131	1.070828		
1998	0.978632425	0.479713	0.67632	1.070828		
1999	0.981779804	1.013194	1.000815	1.070828		
2000	0.959288008	0.487155	0.673206	1.070828		
2001	0.600910126	0.893127	0.777974	1.070828		
2002	0.73773829	1.192592	1.01335	1.070828		
2003	0.69868134	1.011397	0.888167	1.070828		
2004	0.783973472	1.041274	0.93988	1.070828		
2005	0.582265126	0.859915	0.750503	1.070828		
2006	0.639967076	0.697201	0.674647	1.070828		
2007	0.647071686	1.792001	1.340824	1.070828		
2008	0.889346251	0.488995	0.646759	1.070828		
2009	0.851375239	0.850017	0.850552	1.070828		
2010	0.947213852	0.551166	0.707235	1.070828		





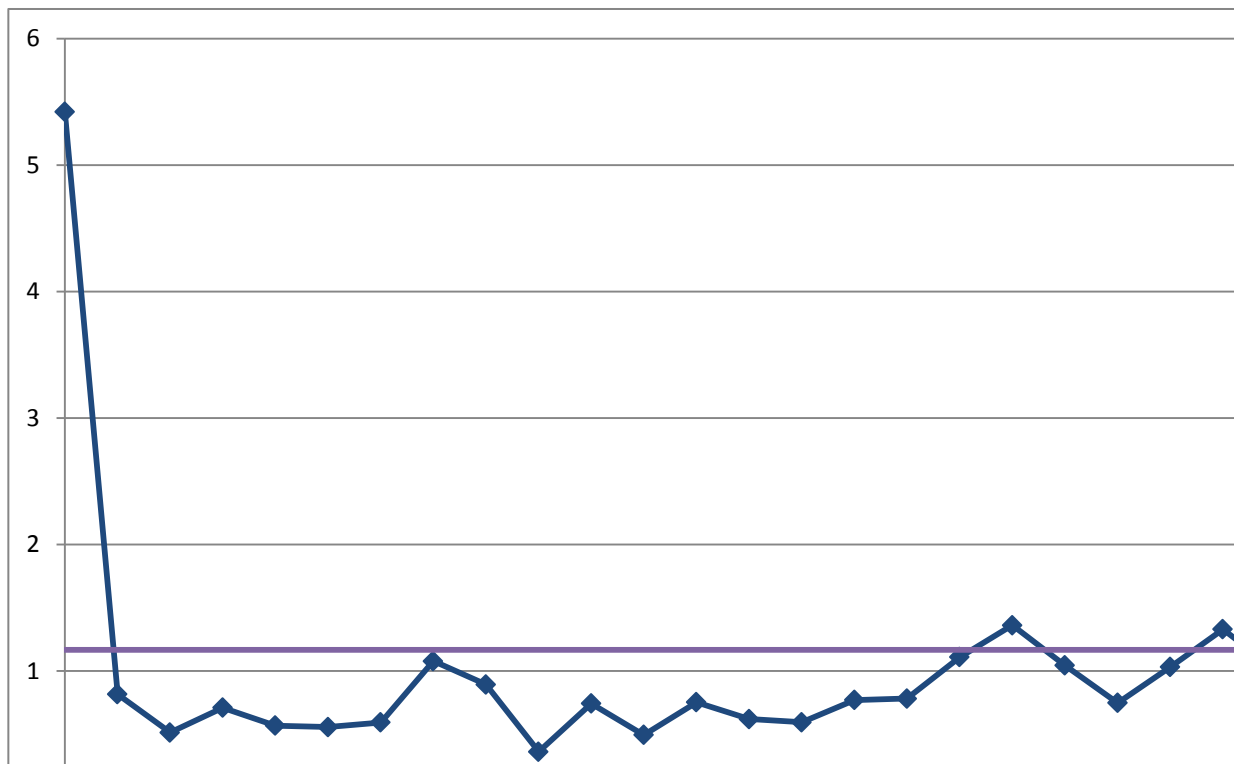
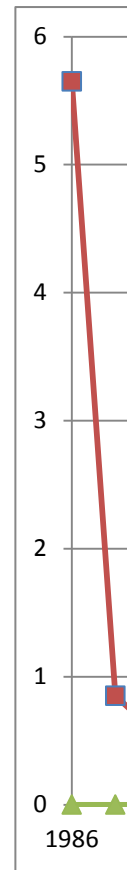





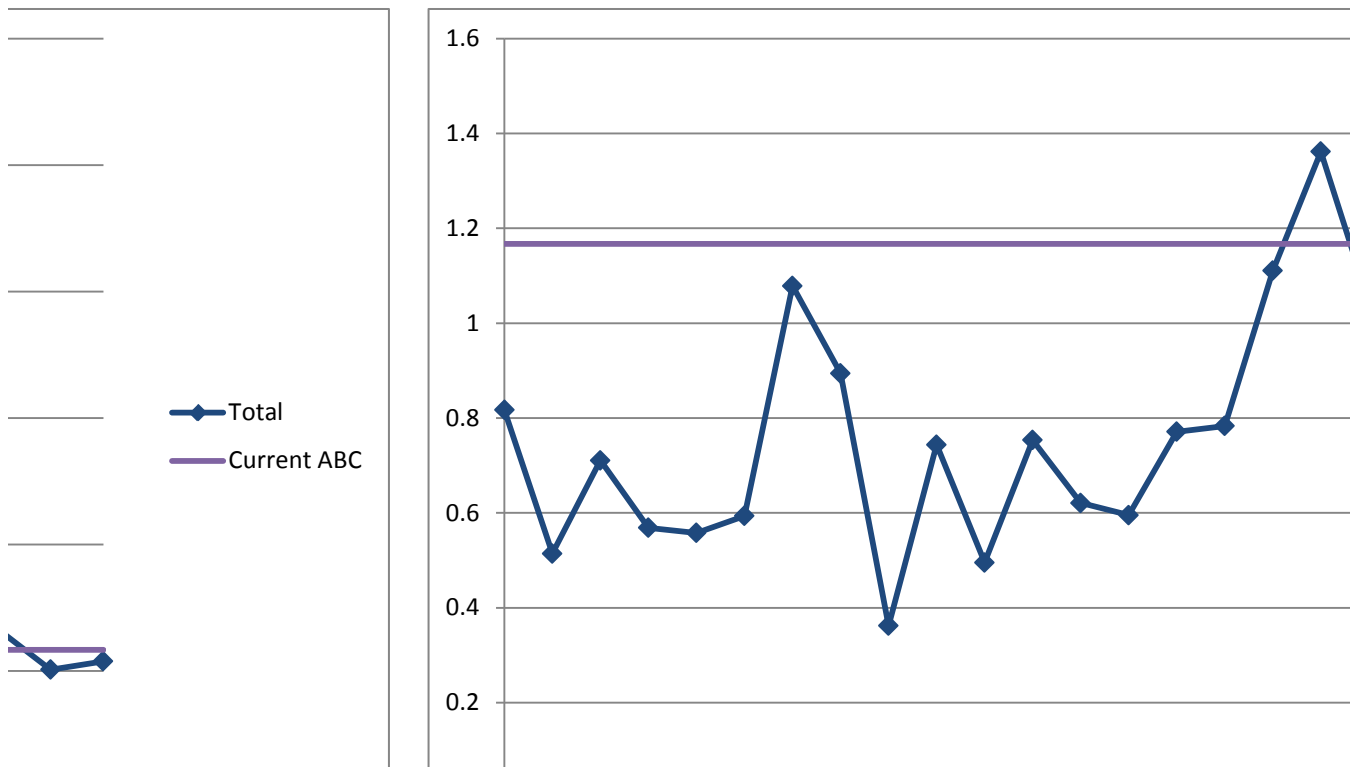
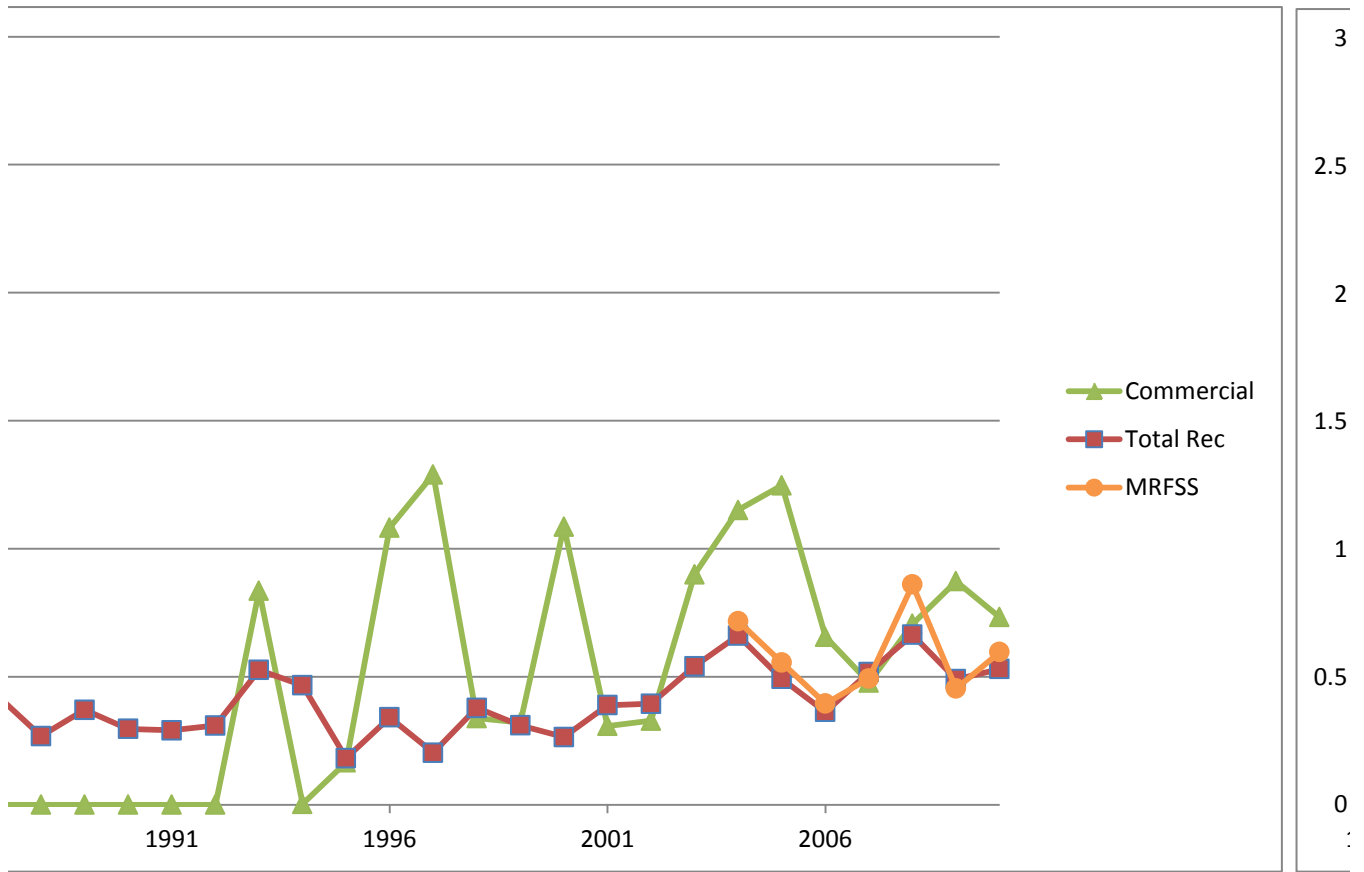
ercial
ec


Jolthead Porgy

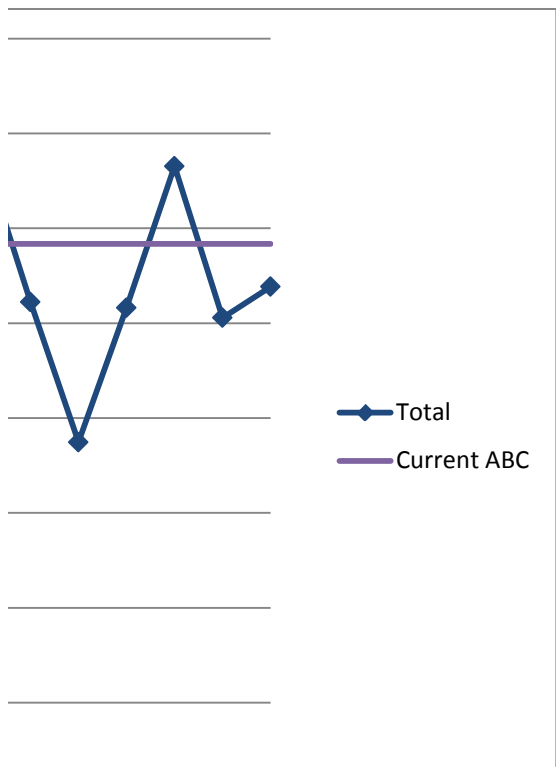
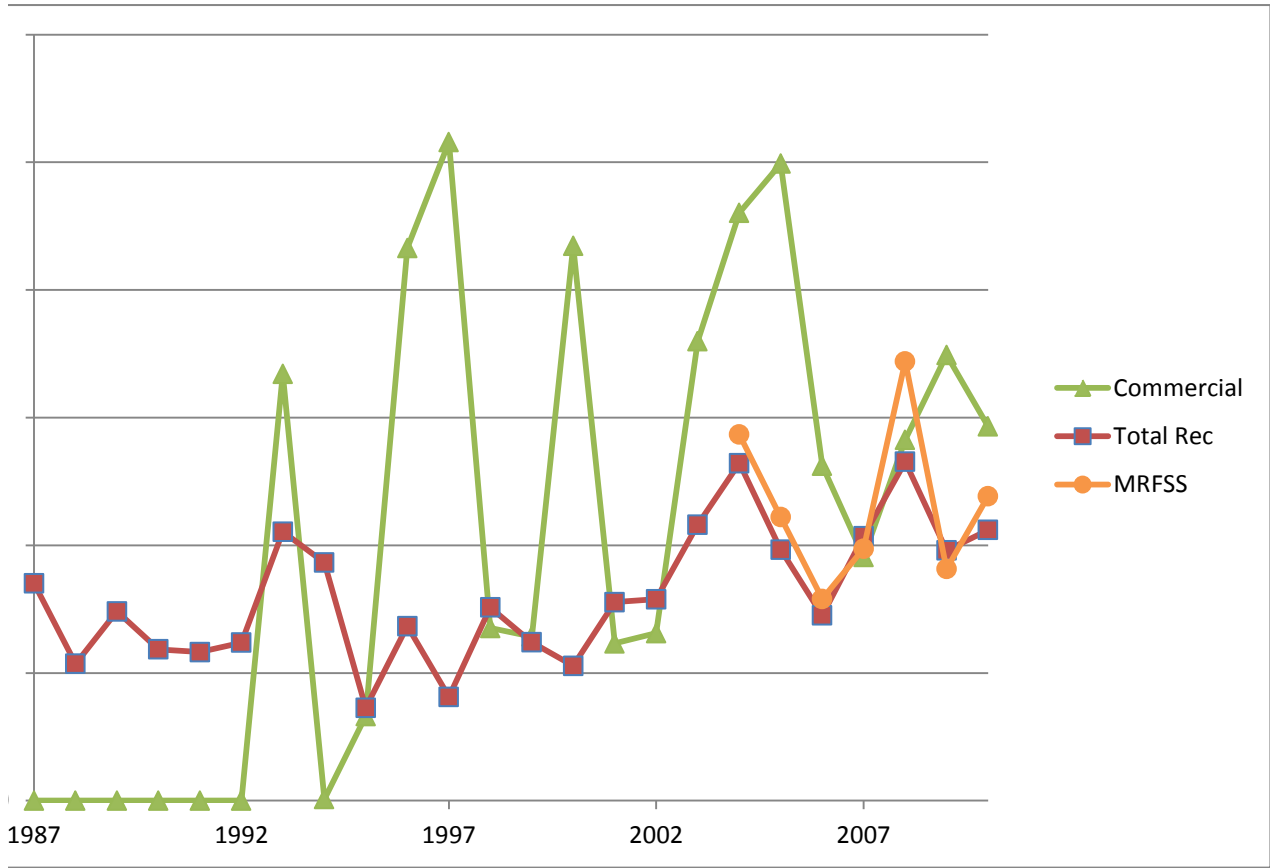
Year	Commercial	Total Rec	Total	Current ABC	MRFSS	Current ABC
1986	0	5.651064	5.419917	1.166970	1.434152	42,533
1987	0	0.8518	0.816959	1.166970	1.110349	
1988	0	0.536453	0.514511	1.166970	0.789816	3rd largest
1989	0	0.741146	0.710831	1.166970	0.987132	40,474
1990	0	0.592942	0.568689	1.166970	1.720307	
1991	0	0.581807	0.558009	1.166970	0.907457	
1992	0	0.619144	0.593819	1.166970	1.19282	
1993	1.671585726	1.053237	1.07853	1.166970		
1994	0.006037027	0.932227	0.894343	1.166970		
1995	0.33136571	0.363696	0.362374	1.166970		
1996	2.163938825	0.683289	0.743852	1.166970		
1997	2.579152133	0.406507	0.495376	1.166970		
1998	0.676147035	0.756824	0.753524	1.166970		
1999	0.642607996	0.620223	0.621138	1.166970		
2000	2.171988194	0.52828	0.595513	1.166970		
2001	0.615776764	0.777753	0.771128	1.166970		
2002	0.656023611	0.788826	0.783394	1.166970		
2003	1.799034076	1.081129	1.110494	1.166970		
2004	2.302119667	1.321652	1.361756	1.166970		
2005	2.494633754	0.982912	1.044747	1.166970		
2006	1.311376442	0.725246	0.749221	1.166970		
2007	0.954521063	1.036023	1.032689	1.166970		
2008	1.413335122	1.327285	1.330805	1.166970		
2009	1.745371613	0.980049	1.011353	1.166970		
2010	1.464985243	1.060486	1.077032	1.166970		







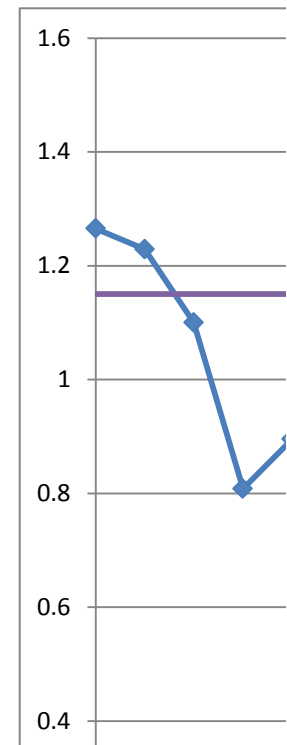
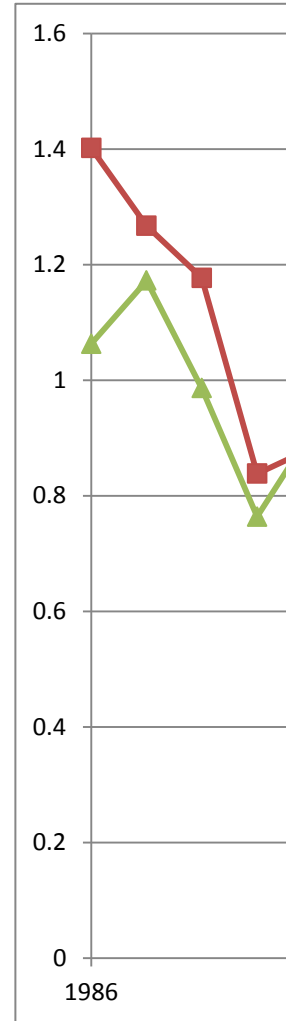


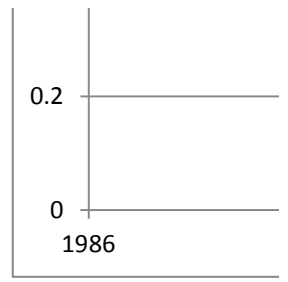


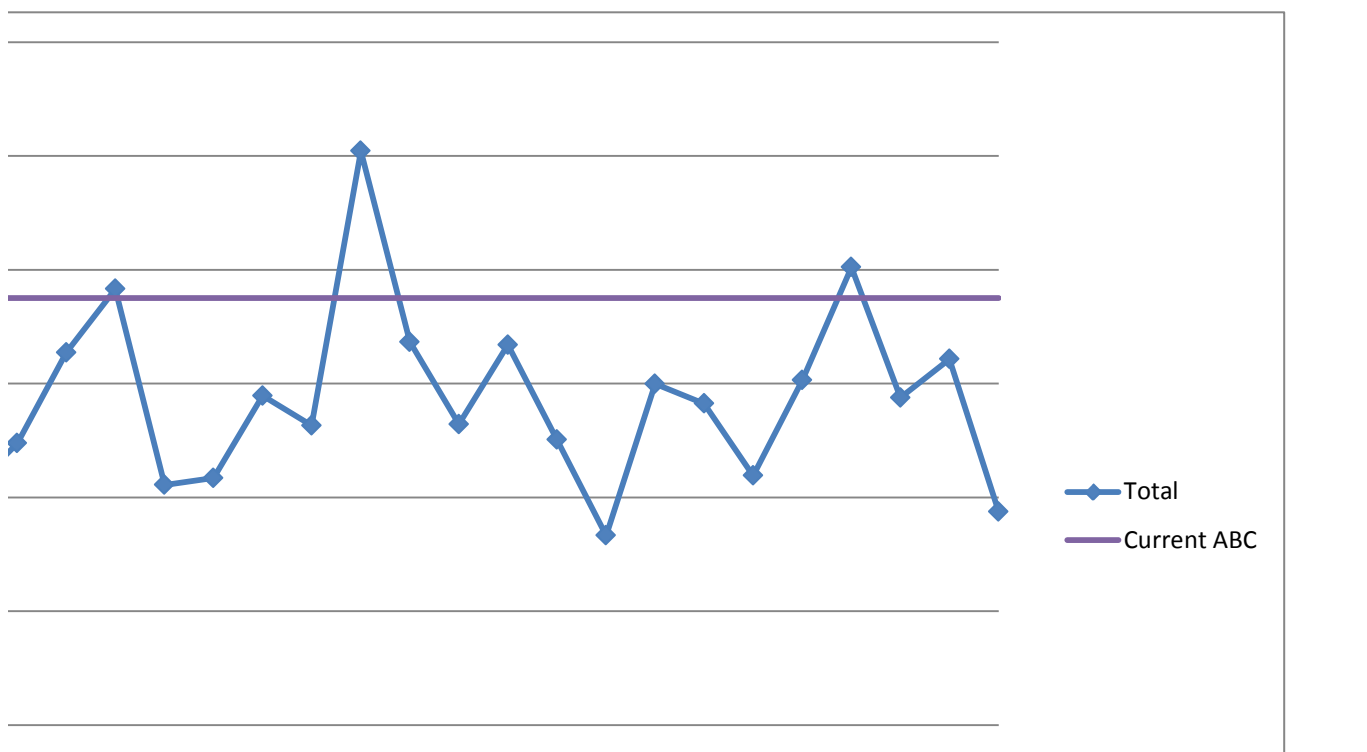
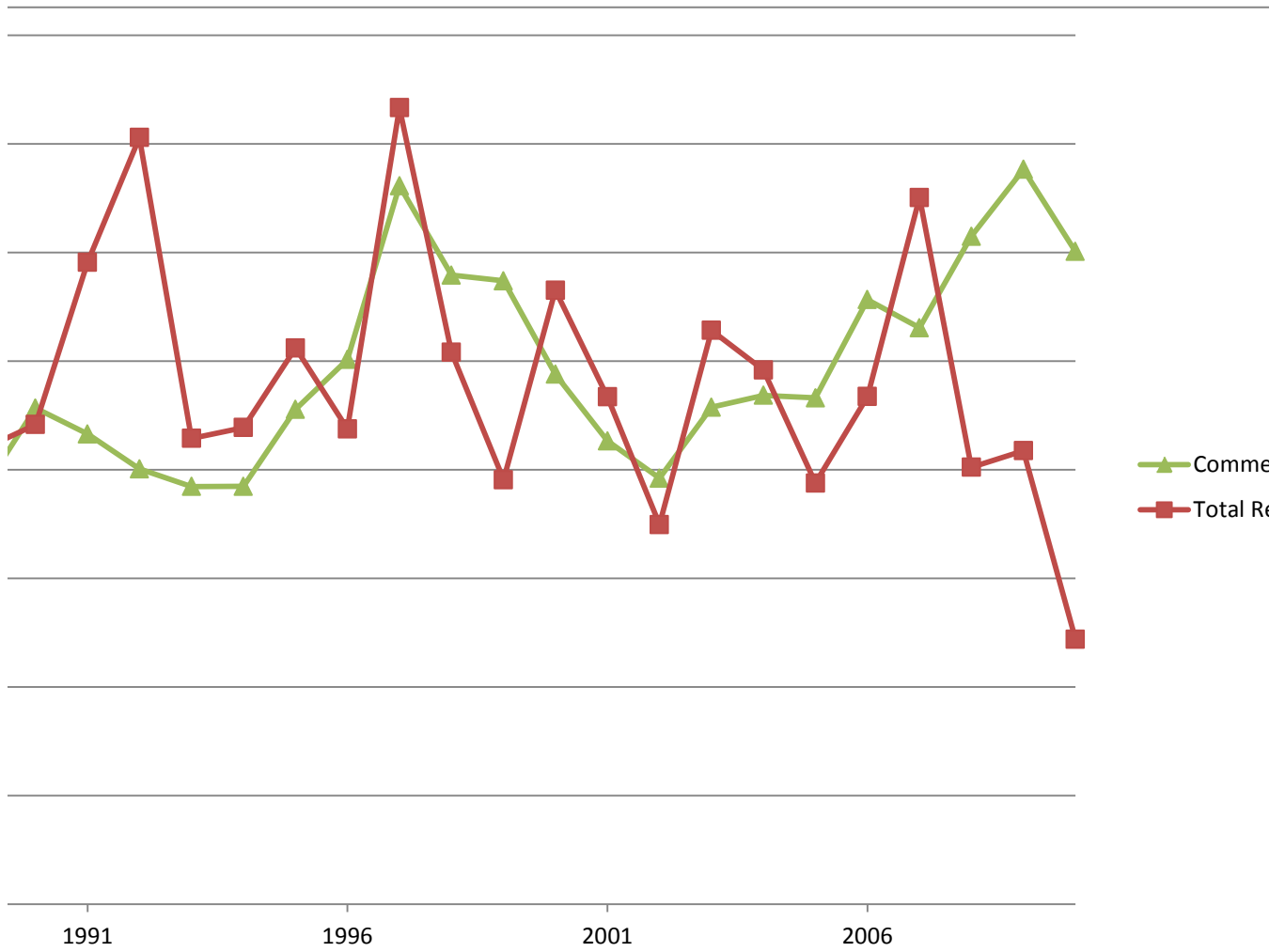
2007

King Mackerel

Year	Commercial	Total Rec	Total	Current ABC	Current ABC
1986	1.062829522	1.401473	1.265343	1.150200152	10,460,000
1987	1.172270372	1.266921	1.228873	1.150200152	
1988	0.986217207	1.176921	1.100261	1.150200152	
1989	0.763630873	0.838349	0.808314	1.150200152	
1990	0.913281898	0.883009	0.895178	1.150200152	
1991	0.865516929	1.18189	1.054712	1.150200152	
1992	0.801475148	1.411491	1.166273	1.150200152	
1993	0.768906756	0.857509	0.821892	1.150200152	
1994	0.769241029	0.877486	0.833973	1.150200152	
1995	0.911111979	1.024124	0.978698	1.150200152	
1996	1.002700819	0.875135	0.926415	1.150200152	
1997	1.322594594	1.466362	1.408569	1.150200152	
1998	1.158223509	1.015973	1.073156	1.150200152	
1999	1.147583662	0.781582	0.92871	1.150200152	
2000	0.975594867	1.130419	1.068182	1.150200152	
2001	0.852871442	0.934177	0.901493	1.150200152	
2002	0.784182662	0.698909	0.733188	1.150200152	
2003	0.914904573	1.056483	0.999571	1.150200152	
2004	0.936827101	0.983752	0.964889	1.150200152	
2005	0.932143719	0.775283	0.838339	1.150200152	
2006	1.112842493	0.93463	1.006269	1.150200152	
2007	1.061151044	1.300975	1.204569	1.150200152	
2008	1.229480613	0.804378	0.975263	1.150200152	
2009	1.352880792	0.834936	1.043143	1.150200152	
2010	1.201528584	0.487832	0.774728	1.150200152	







1991

1996

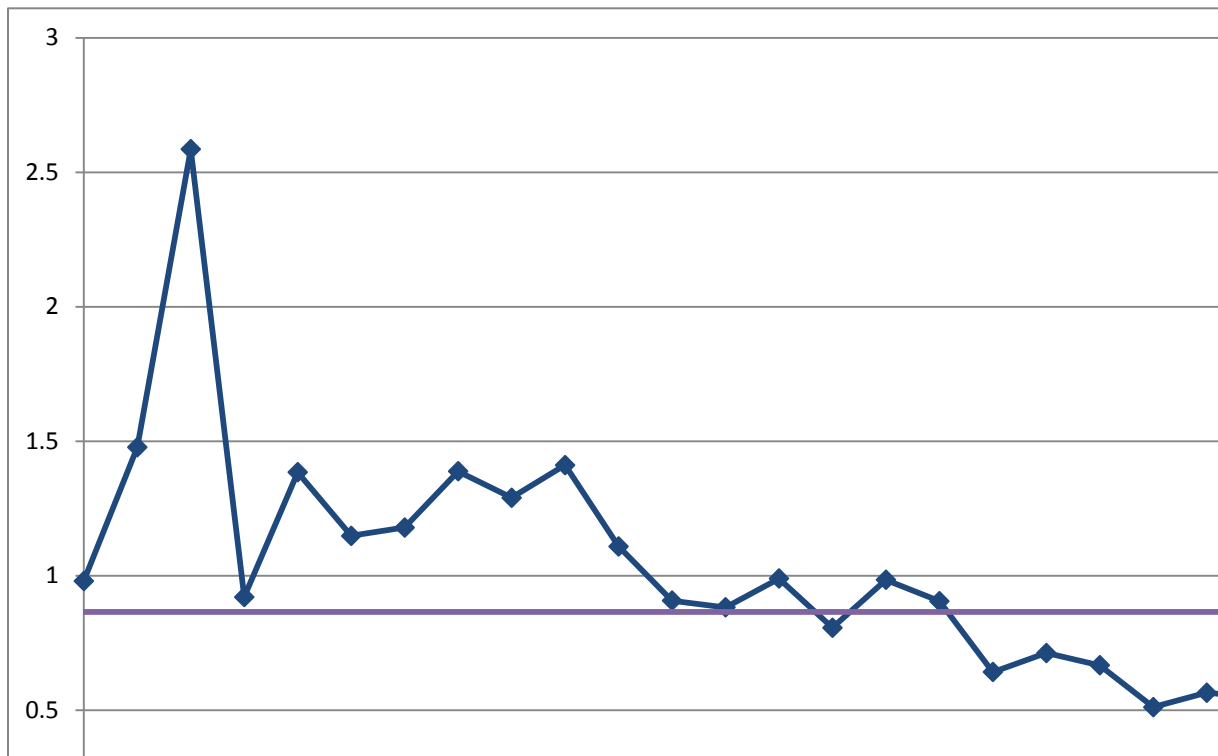

2001

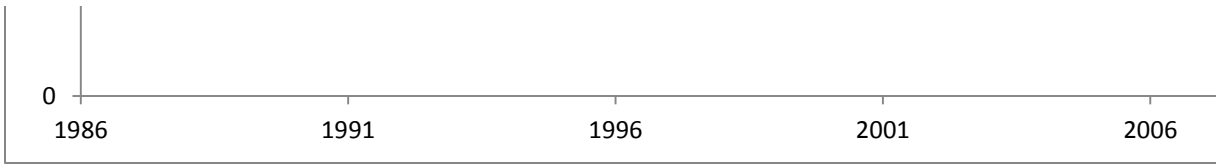
2006

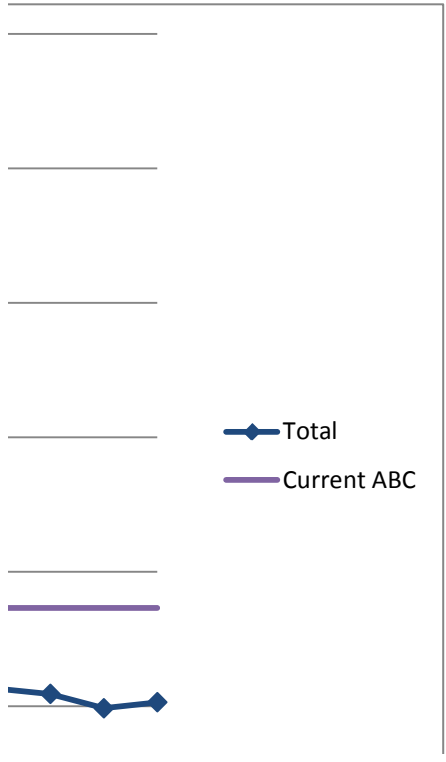
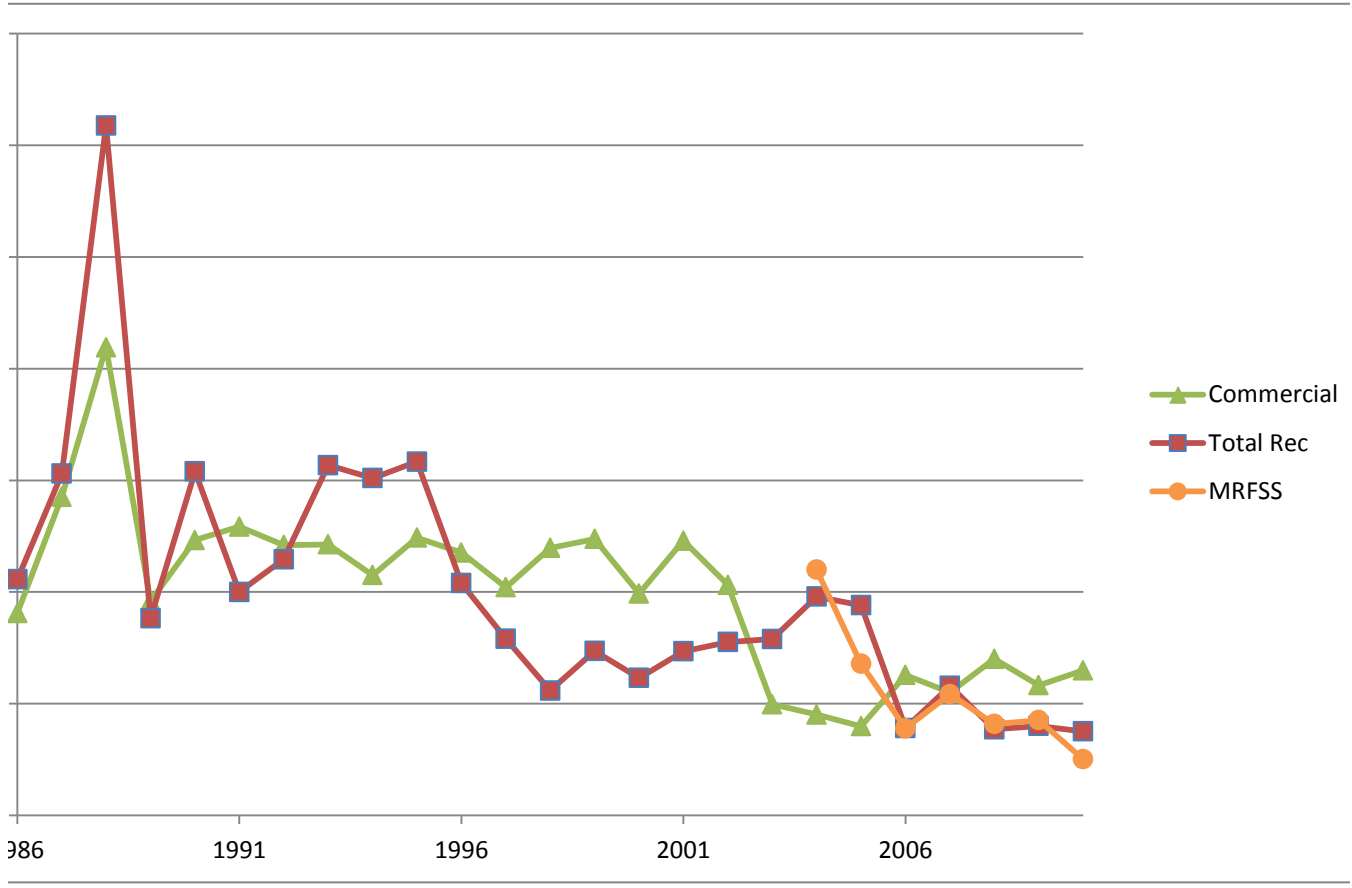
ercial
ec

Knobbed Porgy

Year	Commercial	Total Rec	Total	Current ABC	MRFSS	Current ABC
1986	0.905993219	1.057189	0.980693	0.864730	1.099619	61,194
1987	1.426105609	1.52942	1.477149	0.864730	0.678974	
1988	2.094973159	3.087579	2.585378	0.864730	0.390064	3rd largest
1989	0.958641262	0.882472	0.921009	0.864730	0.543135	64,066
1990	1.232802105	1.540078	1.384614	0.864730	0.40934	
1991	1.292907457	1.000131	1.148259	0.864730	0.426777	
1992	1.210569828	1.146561	1.178946	0.864730	0.251578	
1993	1.213195247	1.567829	1.388405	0.864730		
1994	1.075891386	1.509692	1.290214	0.864730		
1995	1.243052413	1.583145	1.411078	0.864730		
1996	1.176411442	1.039915	1.108974	0.864730		
1997	1.020841363	0.790731	0.907153	0.864730		
1998	1.19747066	0.559268	0.882162	0.864730		
1999	1.237215044	0.735845	0.989509	0.864730		
2000	0.992883437	0.615442	0.806406	0.864730		
2001	1.229478435	0.734297	0.98483	0.864730		
2002	1.031594412	0.775992	0.905312	0.864730		
2003	0.497461163	0.7897	0.641844	0.864730		
2004	0.45143253	0.979549	0.712353	0.864730		
2005	0.399035857	0.940624	0.666612	0.864730		
2006	0.628843866	0.391766	0.511714	0.864730		
2007	0.550360576	0.580095	0.565051	0.864730		
2008	0.700735676	0.38578	0.545129	0.864730		
2009	0.582424212	0.400476	0.492531	0.864730		
2010	0.649679643	0.376423	0.514675	0.864730		



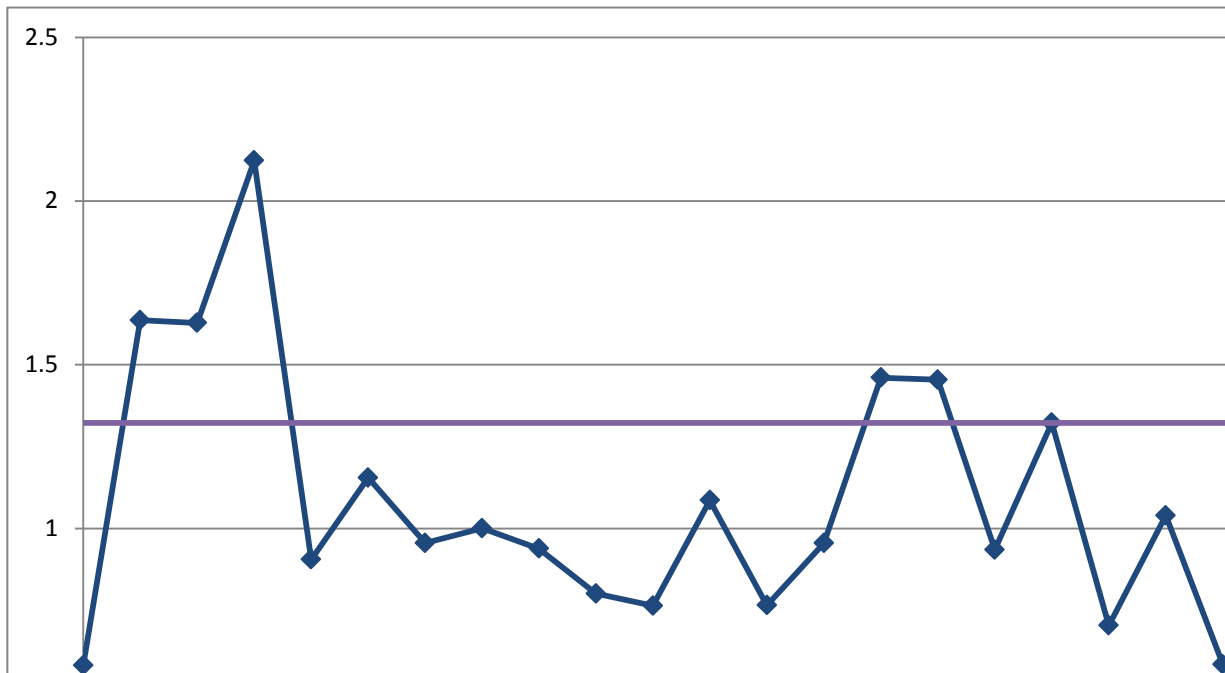
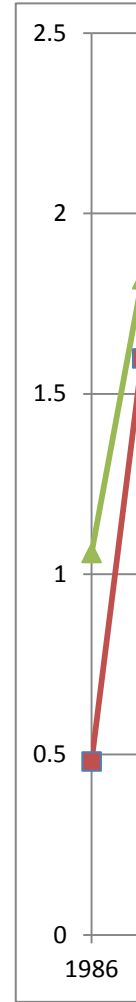





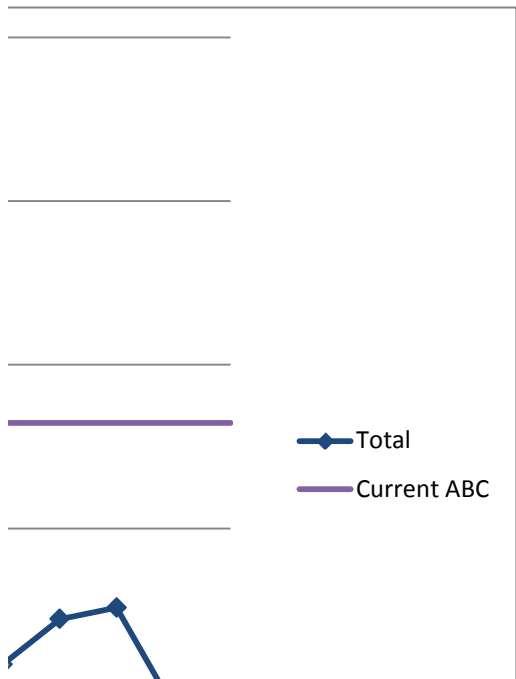
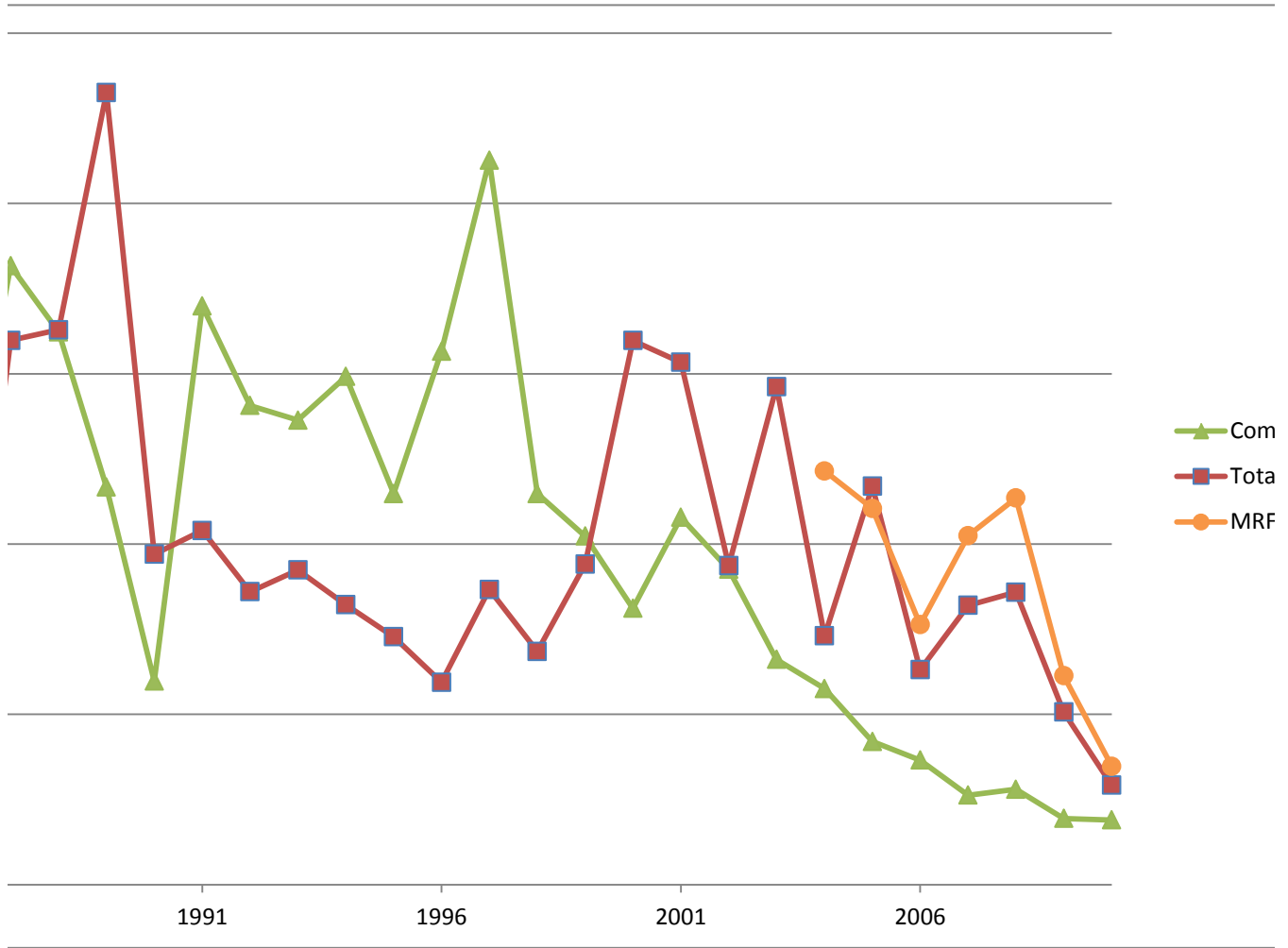


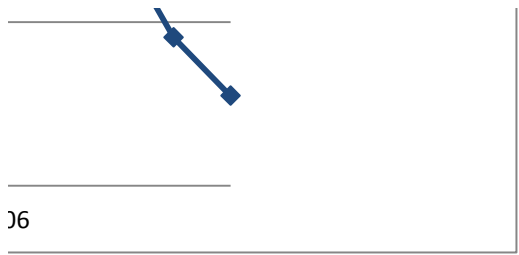
Lane Snapper

Year	Commercial	Total Rec	Total	Current ABC	MRFSS	Current ABC
1986	1.058322652	0.480717	0.581224	1.322603	1.214603	153465.6409
1987	1.816503256	1.59763	1.635716	1.322603	1.104334	
1988	1.622153851	1.628676	1.627541	1.322603	0.763463	3rd largest
1989	1.167037469	2.325048	2.123548	1.322603	1.024758	153465.6409
1990	0.597411448	0.969889	0.905076	1.322603	1.135293	
1991	1.698625686	1.039929	1.154546	1.322603	0.613442	
1992	1.406655823	0.860168	0.95526	1.322603	0.347689	
1993	1.363516595	0.923749	1.000271	1.322603		
1994	1.491795127	0.821829	0.938407	1.322603		
1995	1.147969039	0.727756	0.800875	1.322603		
1996	1.565988656	0.594429	0.763486	1.322603		
1997	2.126451925	0.866517	1.085753	1.322603		
1998	1.148117624	0.684673	0.765315	1.322603		
1999	1.023454665	0.940554	0.954979	1.322603		
2000	0.811225511	1.597181	1.46042	1.322603		
2001	1.078480707	1.533377	1.454223	1.322603		
2002	0.925636093	0.936831	0.934883	1.322603		
2003	0.66105543	1.461966	1.322603	1.322603		
2004	0.575569428	0.730416	0.703472	1.322603		
2005	0.420248395	1.169813	1.039384	1.322603		
2006	0.365965279	0.631035	0.584911	1.322603		
2007	0.263045283	0.820214	0.723263	1.322603		
2008	0.280033521	0.858566	0.757898	1.322603		
2009	0.194448462	0.506974	0.452593	1.322603		
2010	0.190288077	0.292063	0.274353	1.322603		





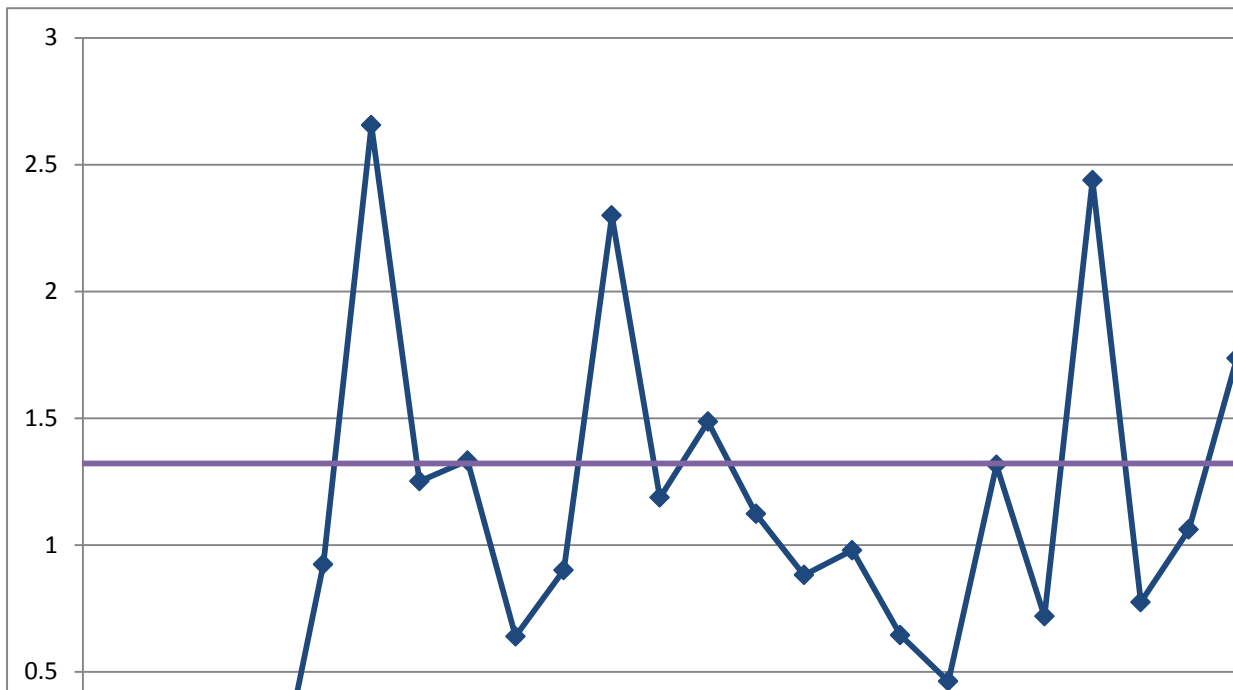
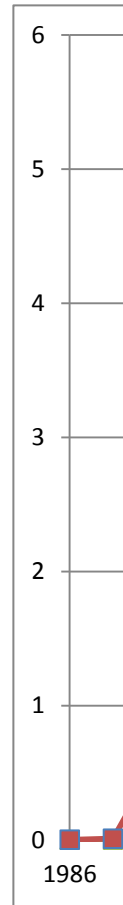






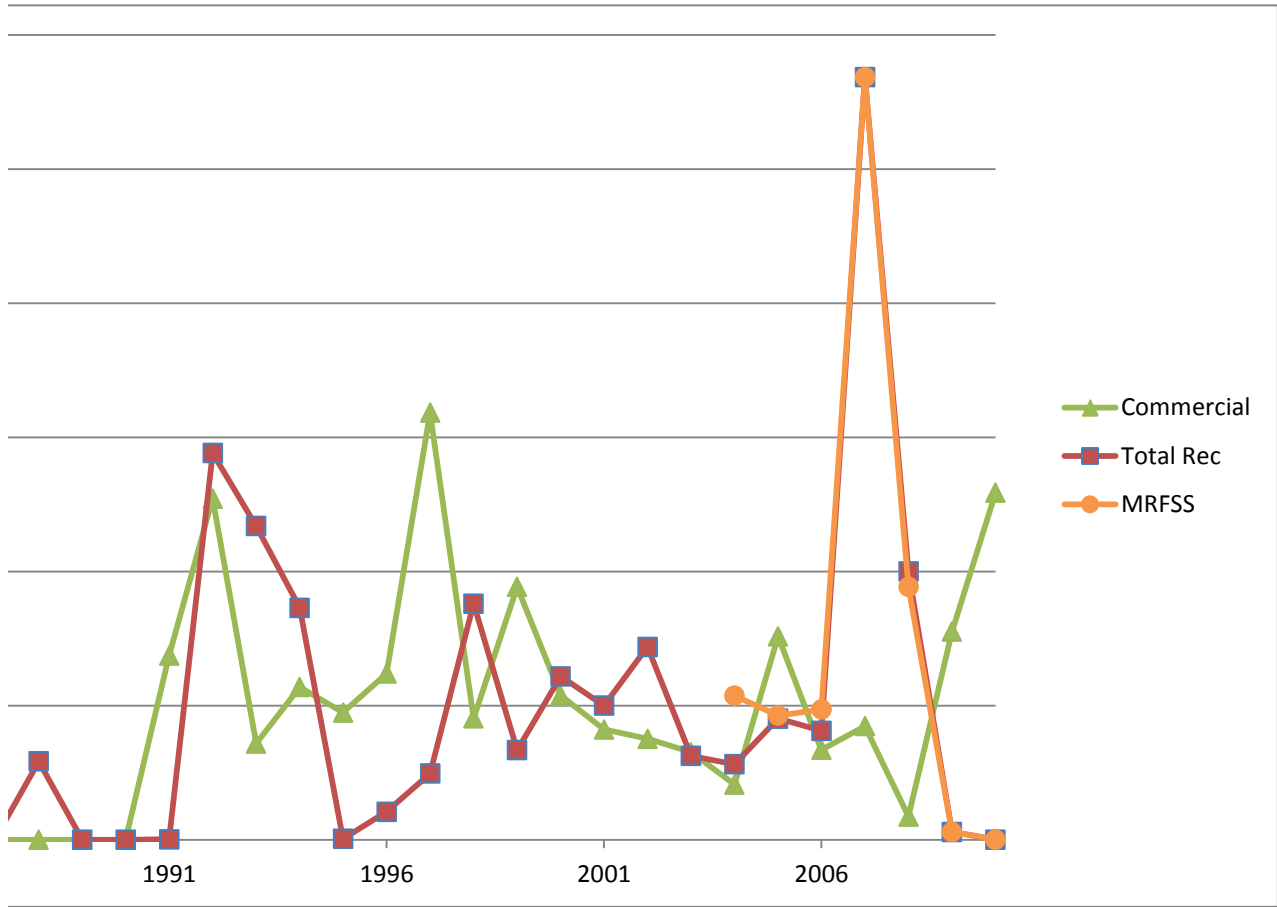
Comercial
El Rec
SS

Lesser Amberjack

Year	Commercial	Total Rec	Total	Current ABC	MRFSS	Current ABC
1986	0	0	0	1.321656	1.074917	10,568
1987	0	0.008397	0.002762	1.321656	0.926788	
1988	0	0.58479	0.192333	1.321656	0.97207	3rd largest
1989	0	0	0	1.321656	5.684309	10,518
1990	0	0	0	1.321656	1.886137	
1991	1.373784056	0.004074	0.923297	1.321656	0.059396	
1992	2.543513101	2.882507	2.655006	1.321656	0.001456	
1993	0.717453692	2.339575	1.250957	1.321656		
1994	1.138235623	1.729291	1.332629	1.321656		
1995	0.948529686	0.008031	0.639207	1.321656		
1996	1.239424546	0.209125	0.900567	1.321656		
1997	3.183258172	0.494625	2.298988	1.321656		
1998	0.905296113	1.760663	1.18662	1.321656		
1999	1.886064627	0.668736	1.485695	1.321656		
2000	1.075621483	1.218287	1.122543	1.321656		
2001	0.822183295	1.000799	0.880929	1.321656		
2002	0.753605904	1.438343	0.978811	1.321656		
2003	0.65353509	0.626098	0.644511	1.321656		
2004	0.411650703	0.563947	0.46174	1.321656		
2005	1.516902091	0.904322	1.315429	1.321656		
2006	0.671424844	0.813437	0.718131	1.321656		
2007	0.847340763	5.684309	2.438181	1.321656		
2008	0.174052402	1.999791	0.774523	1.321656		
2009	1.551377138	0.059396	1.060676	1.321656		
2010	2.586746674	0.001456	1.736465	1.321656		

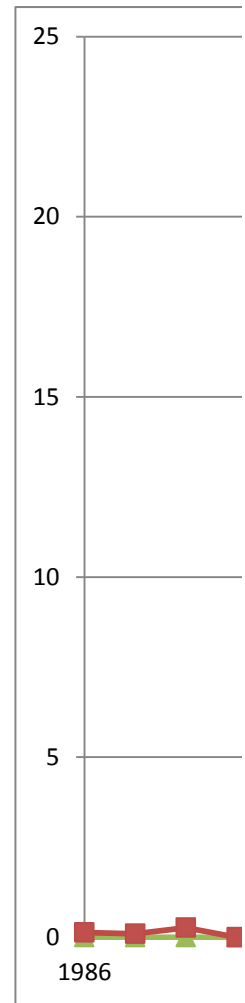




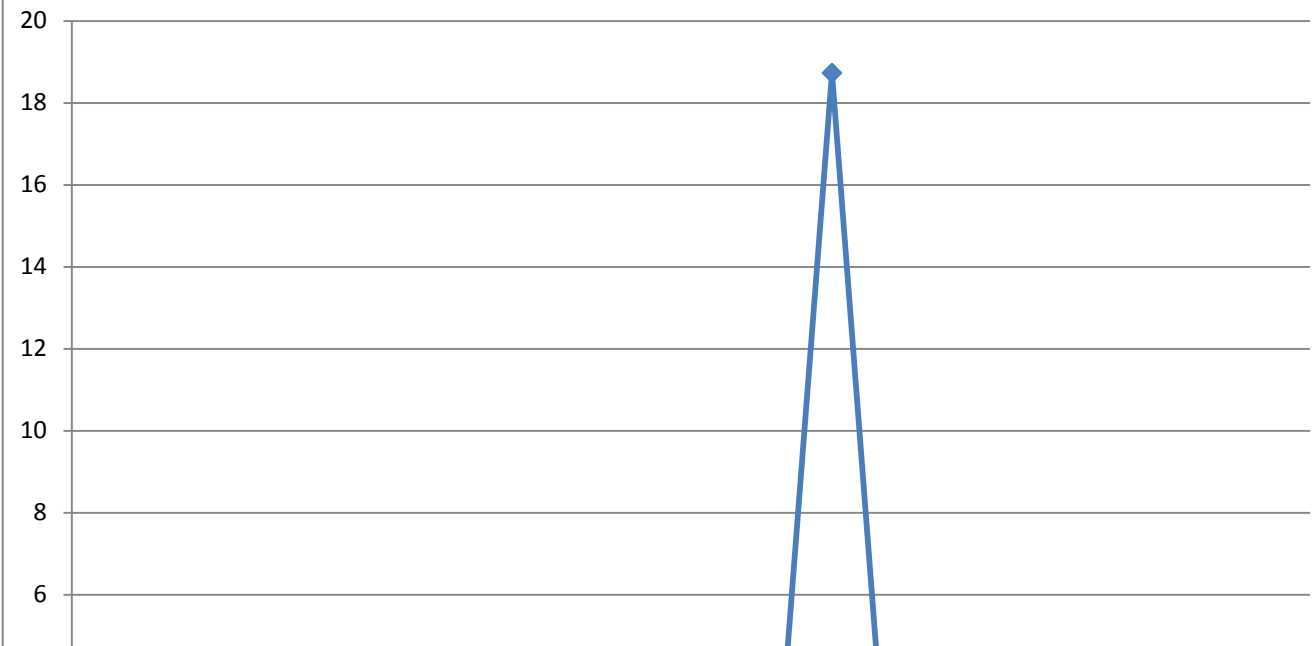


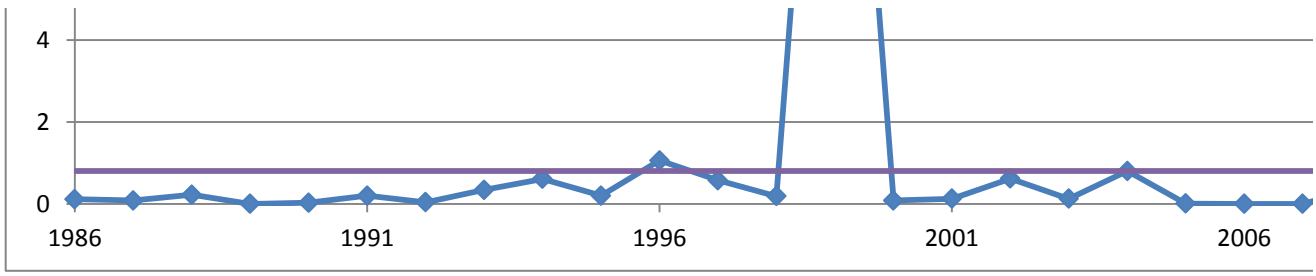
Mahogany Snapper


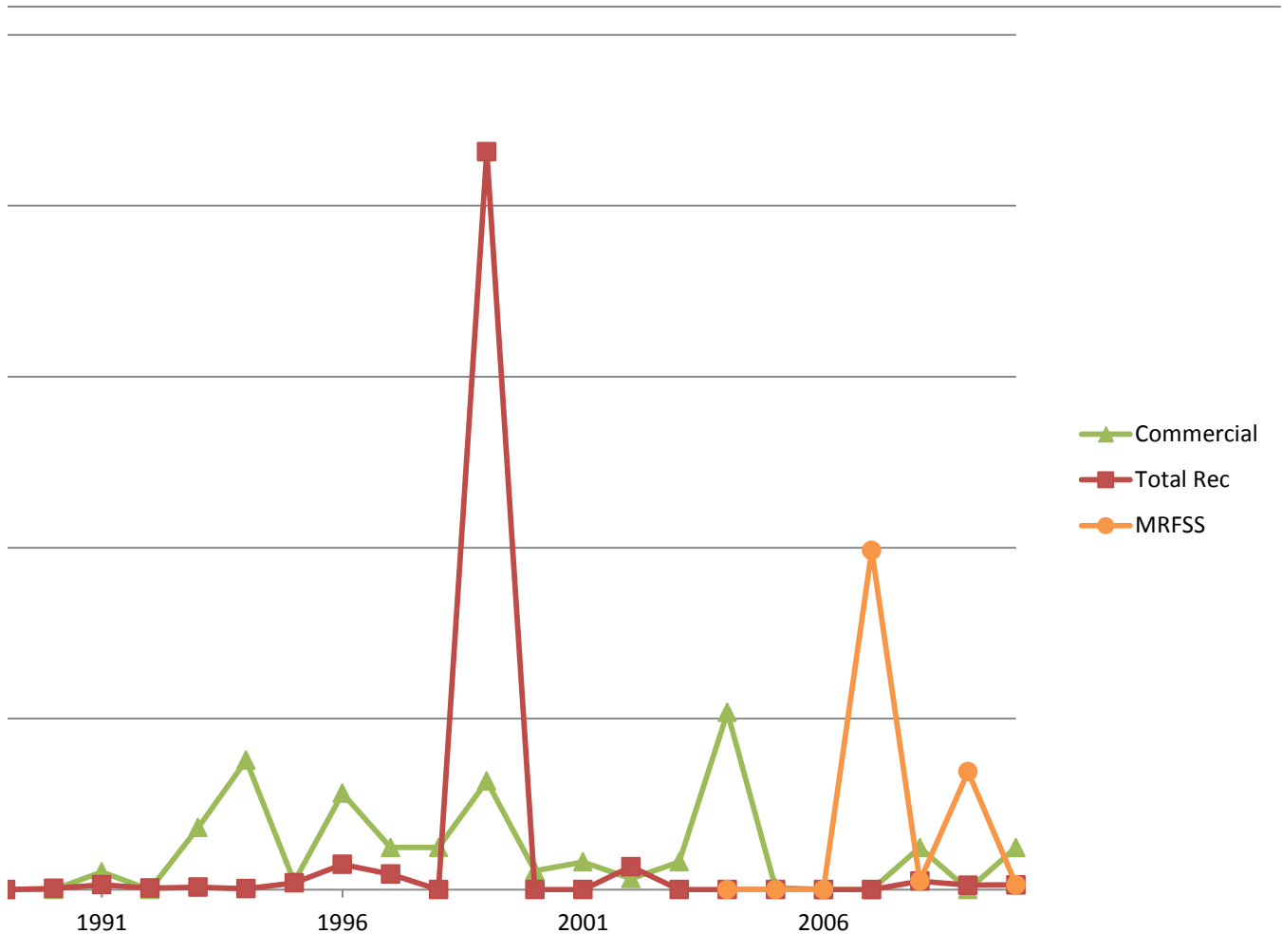
Year	Commercial	Total Rec	Total	Current ABC	MRFSS	Current ABC
1986	0	0.136944	0.115714	0.80325172	0	160
1987	0	0.101094	0.085421	0.80325172	0	
1988	0	0.267208	0.225783	0.80325172	0	3rd Highest
1989	0	0	0	0.80325172	9.924807	123
1990	0	0.035497	0.029994	0.80325172	0.252983	
1991	0.518134715	0.143035	0.201186	0.80325172	3.450144	
1992	0	0.047547	0.040176	0.80325172	0.138935	
1993	1.813471503	0.071517	0.341568	0.80325172		
1994	3.788860104	0.028293	0.611284	0.80325172		
1995	0.226683938	0.196214	0.200938	0.80325172		
1996	2.817357513	0.737965	1.060328	0.80325172		
1997	1.230569948	0.454122	0.574493	0.80325172		
1998	1.230569948	0	0.190772	0.80325172		
1999	3.17357513	21.58343	18.72939	0.80325172		
2000	0.550518135	0	0.085345	0.80325172		
2001	0.809585492	0	0.125508	0.80325172		
2002	0.323834197	0.673945	0.619668	0.80325172		
2003	0.809585492	0	0.125508	0.80325172		
2004	5.18134715	0	0.803252	0.80325172		
2005	0.064766839	0	0.010041	0.80325172		
2006	0	0	0	0.80325172		
2007	0	0	0	0.80325172		
2008	1.230569948	0.252983	0.404536	0.80325172		
2009	0	0.131272	0.110922	0.80325172		
2010	1.230569948	0.138935	0.308168	0.80325172		



Mahogany Snapper Total Landings



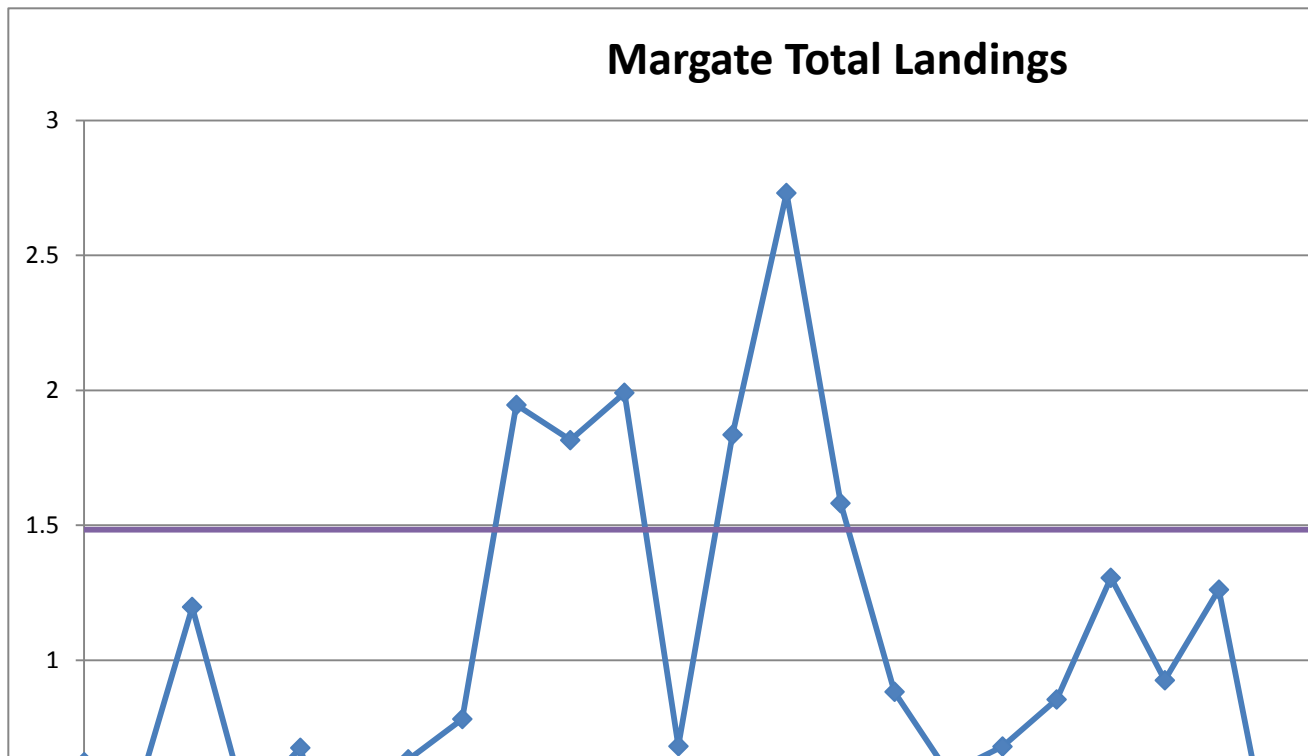
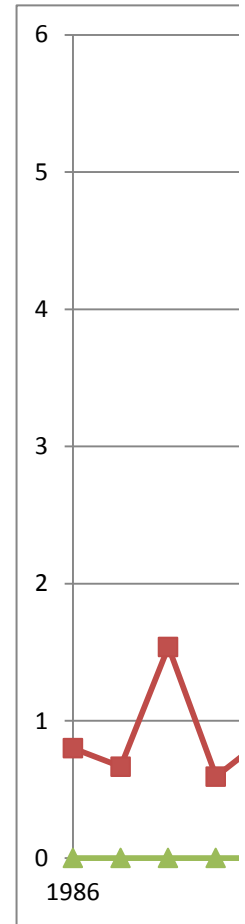





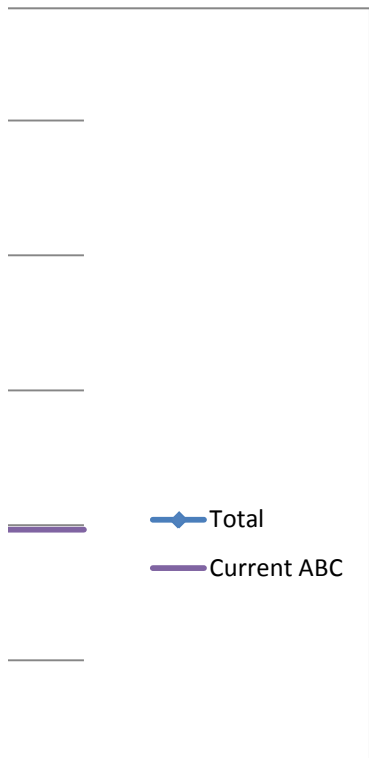
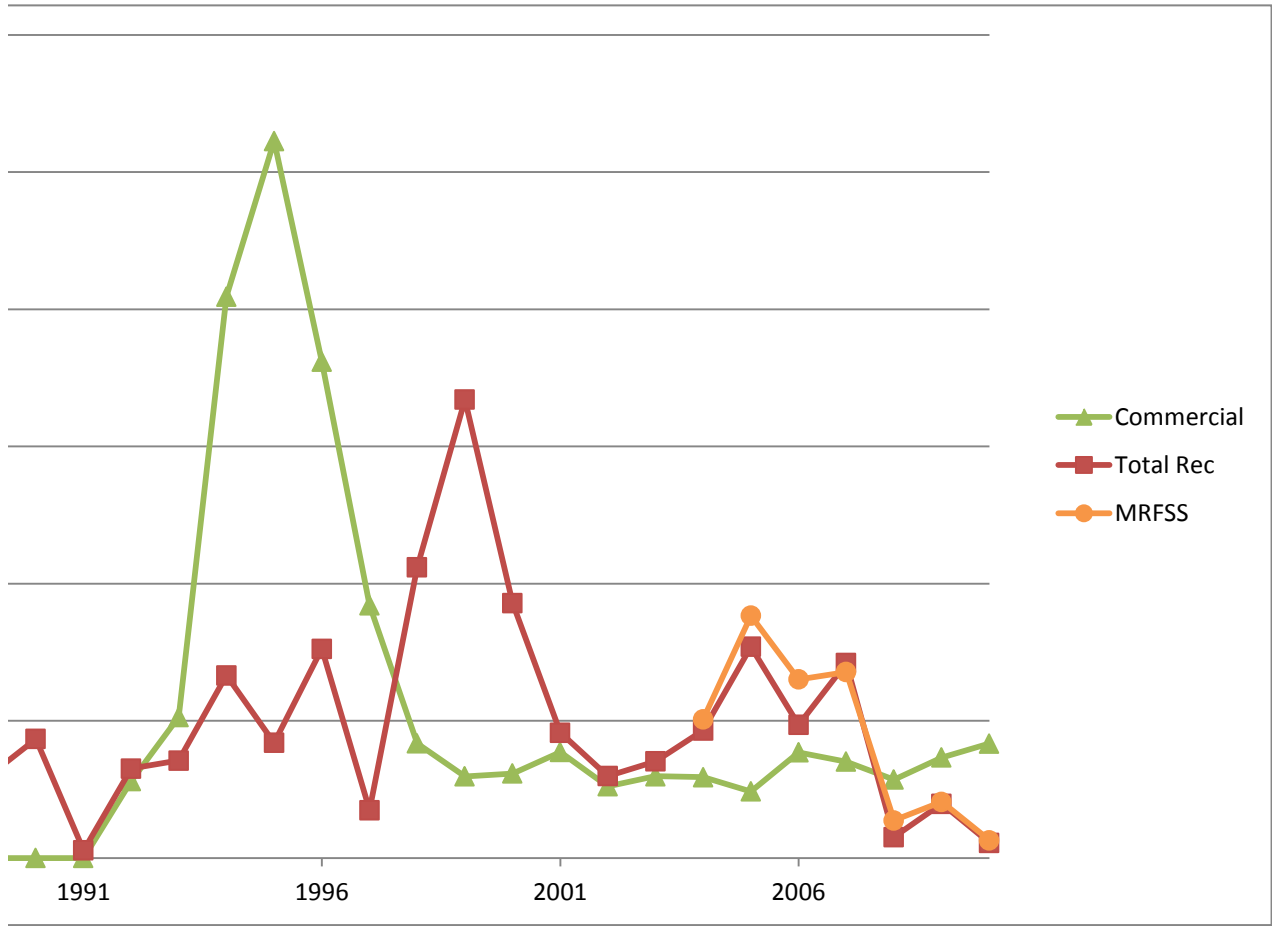


Margate

Year	Commercial	Total Rec	Total	Current ABC	MRFSS	Current ABC
1986	0	0.800306	0.62232	1.483877697	1.01206	34,662
1987	0	0.667144	0.518773	1.483877697	1.766838	
1988	0	1.539171	1.196863	1.483877697	1.30251	3rd Highest
1989	0	0.593824	0.461759	1.483877697	1.355963	30,503
1990	0	0.868467	0.675322	1.483877697	0.274803	
1991	0	0.056685	0.044079	1.483877697	0.410317	
1992	0.561693936	0.652748	0.632498	1.483877697	0.130217	
1993	1.028296439	0.711337	0.781828	1.483877697		
1994	4.09201155	1.332214	1.945987	1.483877697		
1995	5.226179018	0.840106	1.815558	1.483877697		
1996	3.617901829	1.525094	1.990529	1.483877697		
1997	1.842733397	0.349961	0.68195	1.483877697		
1998	0.835803657	2.120788	1.835011	1.483877697		
1999	0.595765159	3.342314	2.731488	1.483877697		
2000	0.616746872	1.858311	1.58219	1.483877697		
2001	0.772858518	0.914399	0.88292	1.483877697		
2002	0.523387873	0.597753	0.581215	1.483877697		
2003	0.596920115	0.704782	0.680794	1.483877697		
2004	0.589797883	0.930844	0.854996	1.483877697		
2005	0.485659288	1.540428	1.30585	1.483877697		
2006	0.770356112	0.97084	0.926253	1.483877697		
2007	0.703368624	1.421627	1.261888	1.483877697		
2008	0.572473532	0.153891	0.246983	1.483877697		
2009	0.733782483	0.395504	0.470736	1.483877697		
2010	0.834263715	0.11146	0.27221	1.483877697		



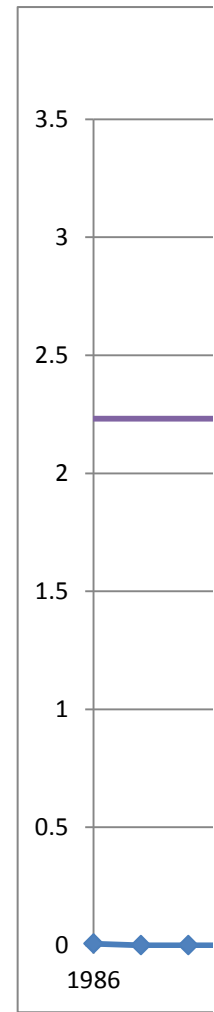




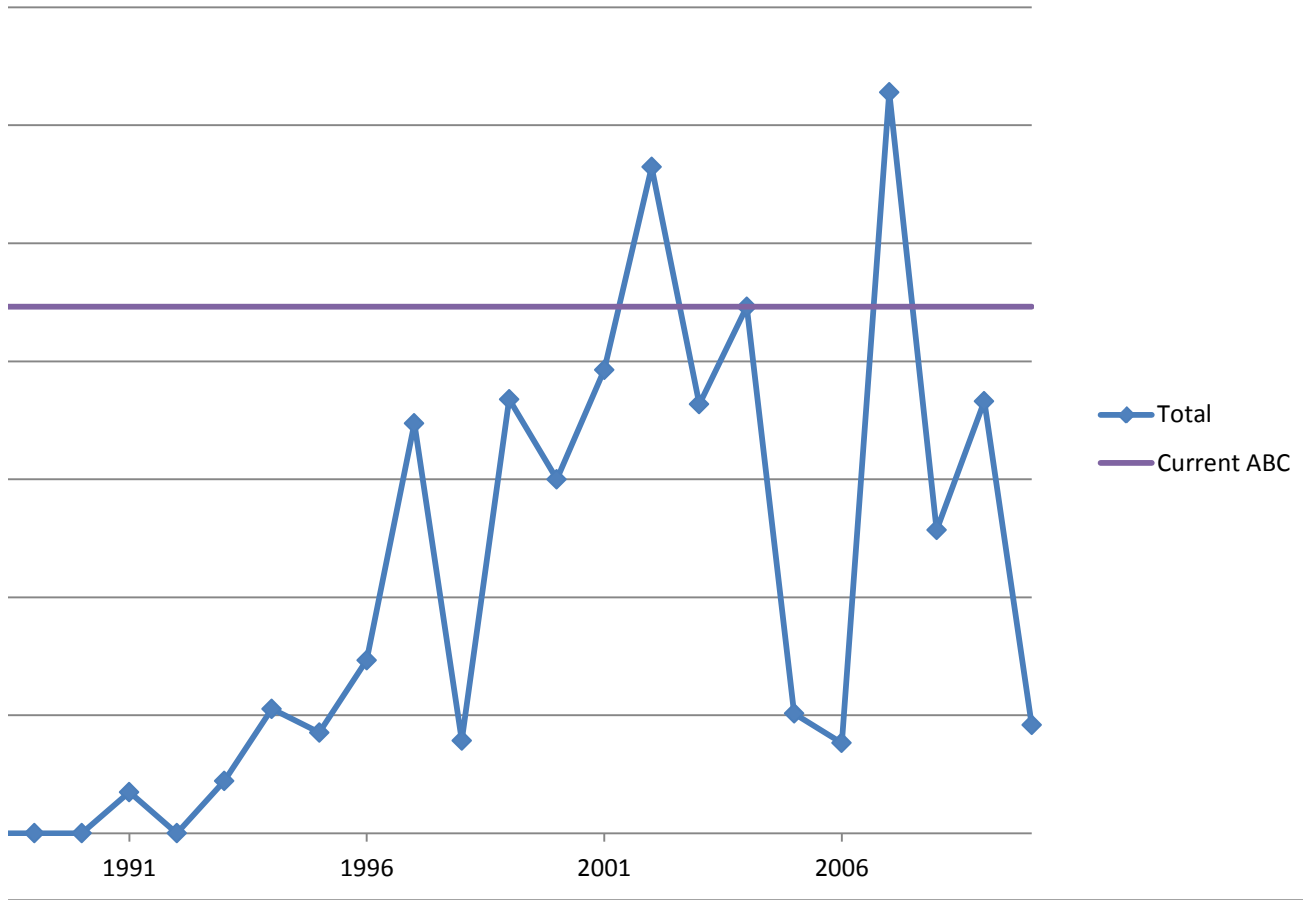


Misty Grouper

Year	Commercial	For-Hire	Private	Total	Current ABC	Current ABC
1986	0	0.549131	0	0.006872	2.231092323	2,863
1987	0	0	25	0	2.231092323	
1988	0	0	0	0	2.231092323	
1989	0	0	0	0	2.231092323	
1990	0	0	0	0	2.231092323	
1991	0.184234768	0	0	0.17456	2.231092323	
1992	0	0	0	0	2.231092323	
1993	0.228648506	0.374782	0	0.221331	2.231092323	
1994	0.556816686	0	0	0.527576	2.231092323	
1995	0.4507172	0	0	0.427048	2.231092323	
1996	0.770660613	0.248482	0	0.733299	2.231092323	
1997	1.833300434	0	0	1.737026	2.231092323	
1998	0.407948414	0.499709	0	0.392779	2.231092323	
1999	1.941044874	0	0	1.839112	2.231092323	
2000	1.583267535	0	0	1.500123	2.231092323	
2001	2.072641137	0	0	1.963798	2.231092323	
2002	2.979832873	0	0	2.823349	2.231092323	
2003	1.612054218	23.21368	0	1.817903	2.231092323	
2004	2.354750625	0	0	2.231092	2.231092323	
2005	0.535432294	0	0	0.507314	2.231092323	
2006	0.403836031	0	0	0.382629	2.231092323	
2007	3.312113436	0.114219	0	3.139609	2.231092323	
2008	1.356263982	0	0	1.285041	2.231092323	
2009	1.931997631	0	0	1.83054	2.231092323	
2010	0.484438742	0	0	0.458999	2.231092323	
Avg						

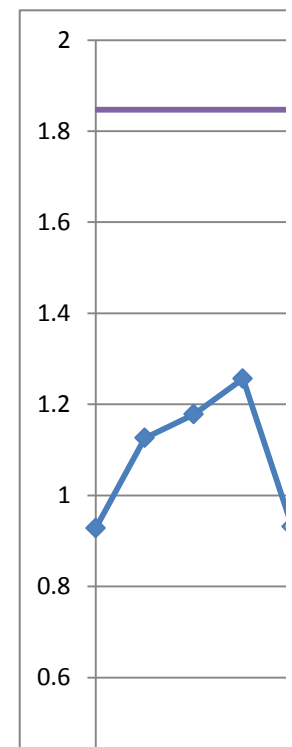
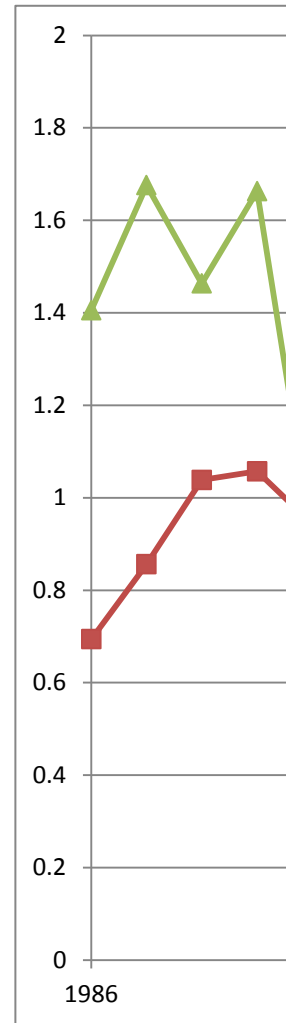


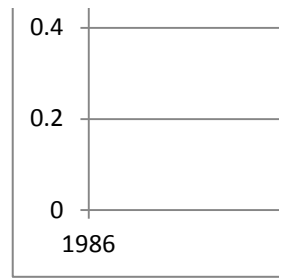
Misty Grouper Total Landings

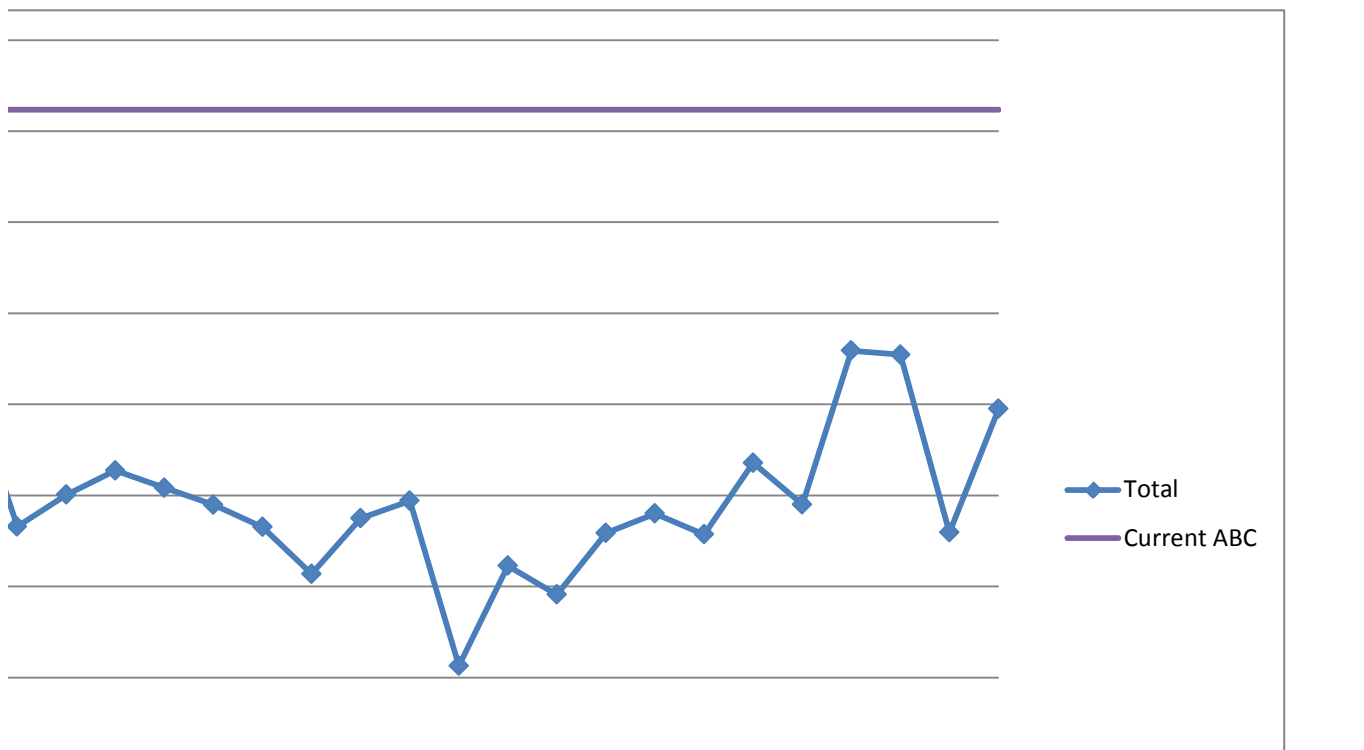
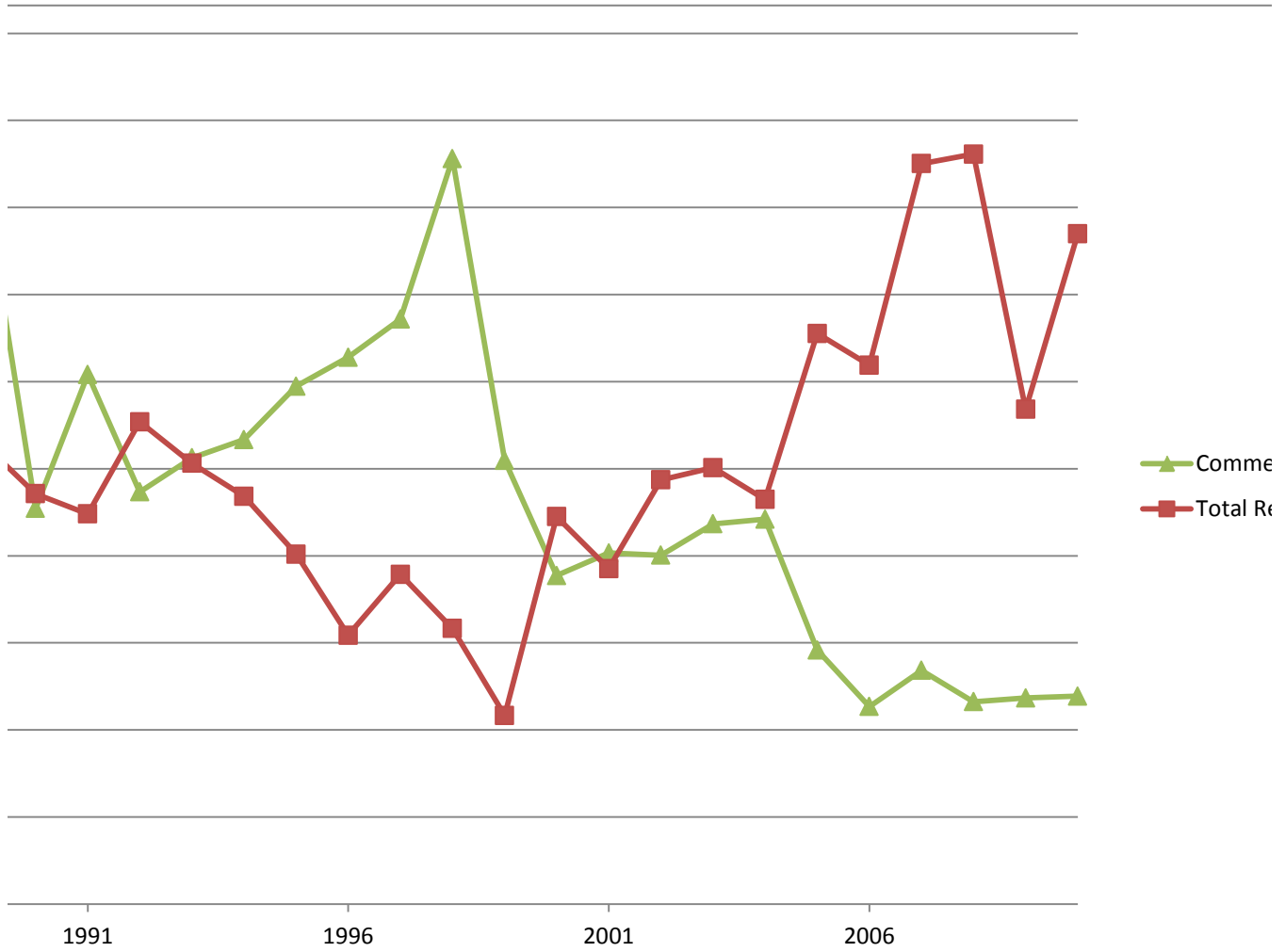


Mutton Snapper

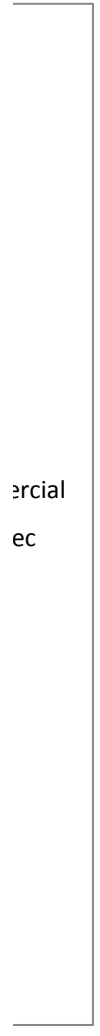
Year	Commercial	Total Rec	Total	Current ABC	Current ABC
1986	1.405425782	0.693956	0.927951	1.846912339	926,600
1987	1.675793674	0.856413	1.125899	1.846912339	
1988	1.46307865	1.038328	1.178025	1.846912339	
1989	1.663012228	1.057054	1.256347	1.846912339	
1990	0.90858569	0.942621	0.931427	1.846912339	
1991	1.216364615	0.896125	1.001449	1.846912339	
1992	0.946827001	1.107547	1.054688	1.846912339	
1993	1.024891397	1.012591	1.016637	1.846912339	
1994	1.066768967	0.936552	0.979379	1.846912339	
1995	1.189450246	0.80379	0.93063	1.846912339	
1996	1.255981644	0.617565	0.827534	1.846912339	
1997	1.343476069	0.757157	0.949991	1.846912339	
1998	1.712010802	0.633185	0.988	1.846912339	
1999	1.01900672	0.433112	0.625807	1.846912339	
2000	0.754371994	0.889972	0.845374	1.846912339	
2001	0.806376542	0.770299	0.782165	1.846912339	
2002	0.801303962	0.974458	0.917509	1.846912339	
2003	0.873362472	1.002334	0.959917	1.846912339	
2004	0.883980345	0.929242	0.914356	1.846912339	
2005	0.583607265	1.310616	1.07151	1.846912339	
2006	0.453556503	1.237812	0.979878	1.846912339	
2007	0.536651055	1.700699	1.317855	1.846912339	
2008	0.464865265	1.722635	1.308967	1.846912339	
2009	0.473513498	1.13637	0.918363	1.846912339	
2010	0.477737617	1.539569	1.190343	1.846912339	







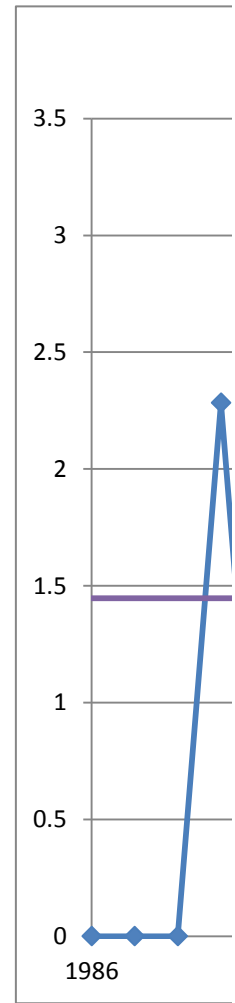




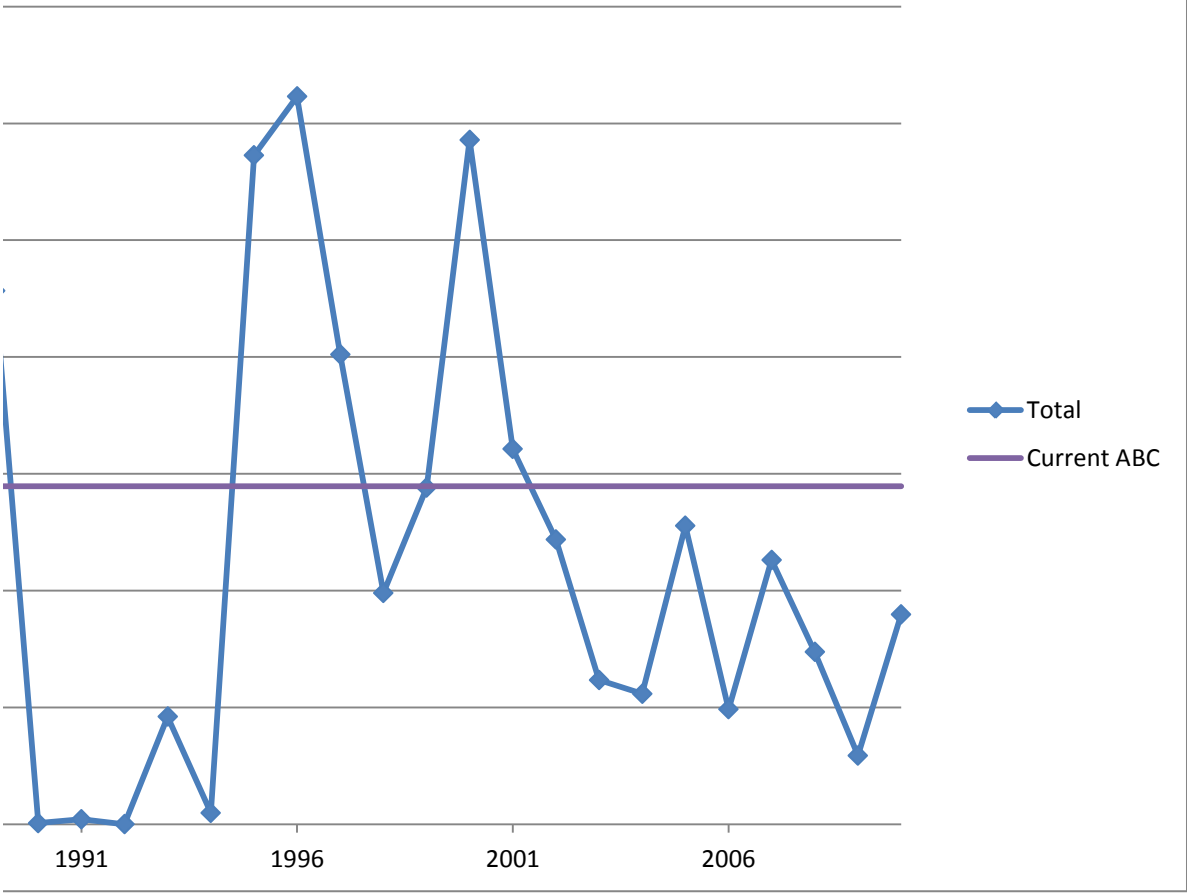
ercial
ec

Queen Snapper

Year	Commercial	Total Rec	Total	Current ABC	MRFSS	Current ABC
1986	0	0	0	1.447210498	0	9,344
1987	0	0	0	1.447210498	2.08673	
1988	0	0	0	1.447210498	0	3rd Highest
1989	0	21.84846	2.282922	1.447210498	0	9,306
1990	0.005534494	0	0.004956	1.447210498	0	
1991	0.02421341	0	0.021683	1.447210498	0	
1992	0	0.001471	0.000154	1.447210498	0.011326	
1993	0.514016105	0.002222	0.460539	1.447210498		
1994	0.054826079	0	0.049097	1.447210498		
1995	3.197726707	0	2.8636	1.447210498		
1996	3.395584858	0.706173	3.114571	1.447210498		
1997	2.244756067	0	2.010204	1.447210498		
1998	1.106206935	0	0.990621	1.447210498		
1999	1.566434679	0.369316	1.441349	1.447210498		
2000	3.271058749	0	2.929269	1.447210498		
2001	1.788679193	0.041647	1.606134	1.447210498		
2002	1.360274788	0	1.218141	1.447210498		
2003	0.689909234	0	0.617821	1.447210498		
2004	0.624014168	0	0.558812	1.447210498		
2005	1.190262058	2.023304	1.277306	1.447210498		
2006	0.549644409	0	0.492213	1.447210498		
2007	1.263075241	0	1.131098	1.447210498		
2008	0.823255943	0	0.737235	1.447210498		
2009	0.328264659	0	0.293965	1.447210498		
2010	1.002262224	0.007411	0.898311	1.447210498		

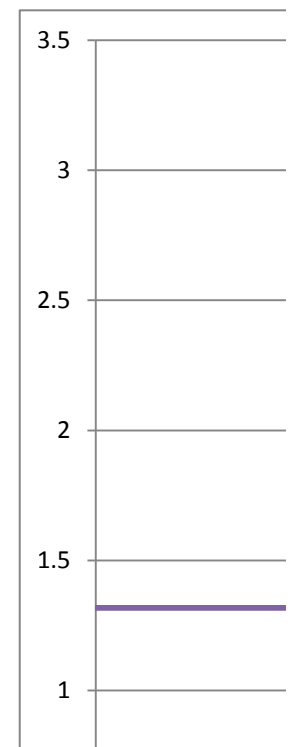
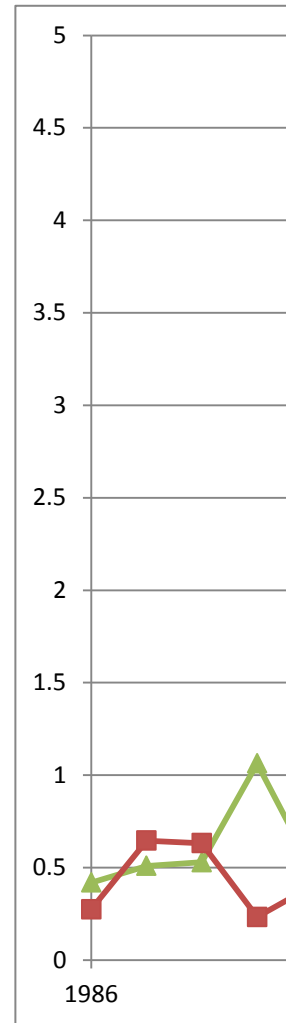


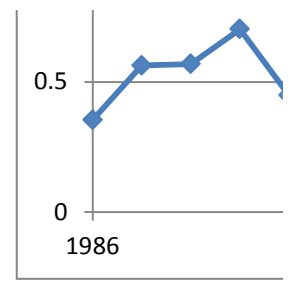
Queen Snapper Total Landings

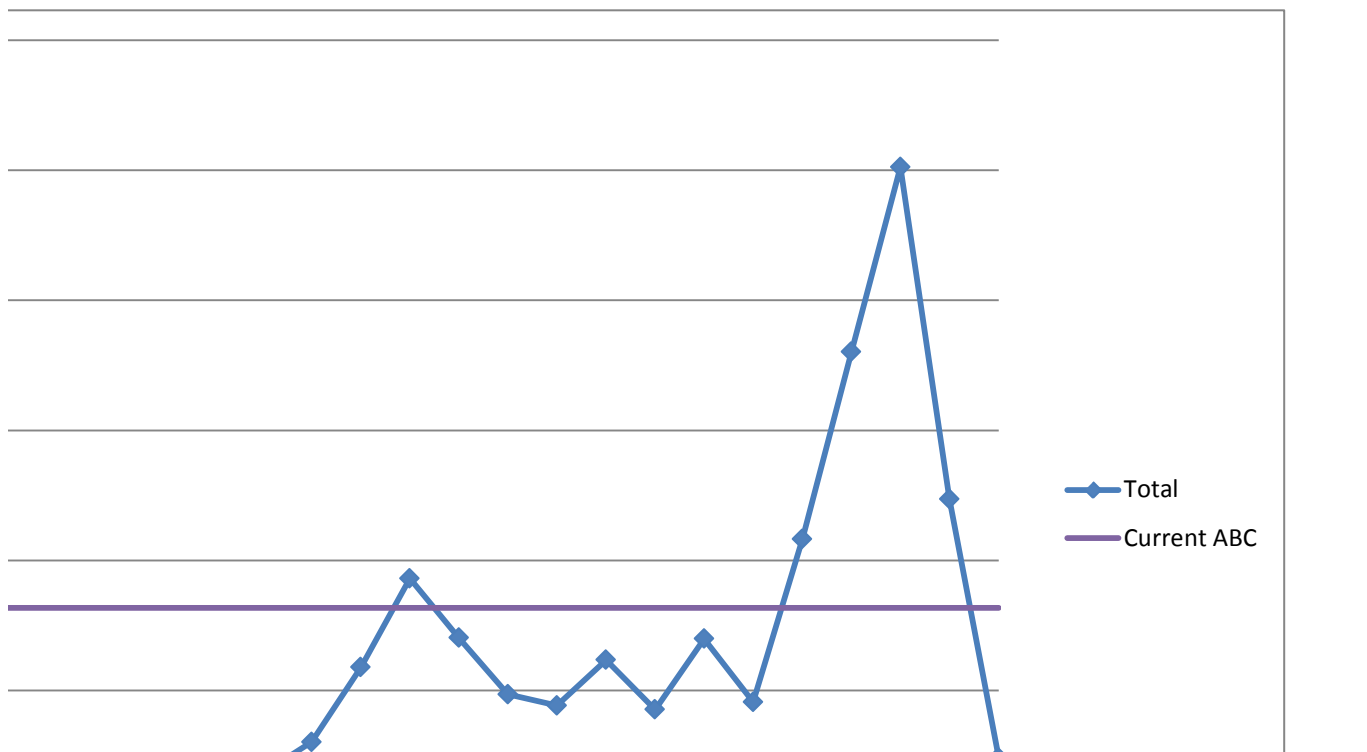
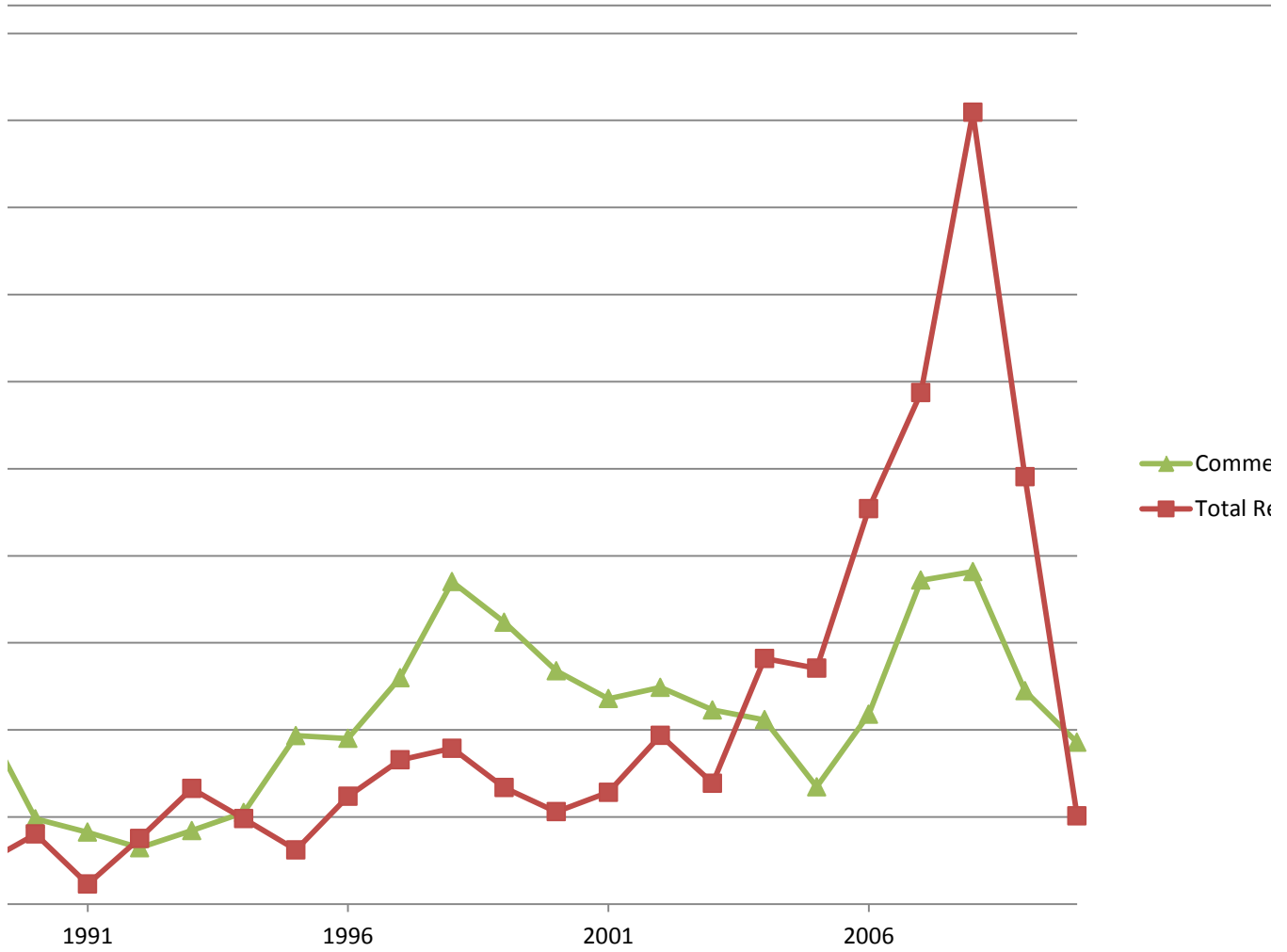



Red Grouper

Year	Commercial	Total Rec	Total	Current ABC	Current ABC
1986	0.419218019	0.274366	0.354489	1.318212916	817,740
1987	0.509078626	0.646279	0.563241	1.318212916	
1988	0.529643245	0.632662	0.56915	1.318212916	
1989	1.063159915	0.233296	0.702883	1.318212916	
1990	0.48936247	0.401766	0.448359	1.318212916	
1991	0.412115322	0.114689	0.282746	1.318212916	
1992	0.323622474	0.377117	0.343754	1.318212916	
1993	0.421905296	0.663718	0.521115	1.318212916	
1994	0.525784009	0.490188	0.506543	1.318212916	
1995	0.967340194	0.31082	0.681323	1.318212916	
1996	0.95037942	0.617976	0.801933	1.318212916	
1997	1.299861612	0.82745	1.089291	1.318212916	
1998	1.851272651	0.894417	1.430932	1.318212916	
1999	1.618438703	0.668246	1.202759	1.318212916	
2000	1.339464184	0.530165	0.985729	1.318212916	
2001	1.179365483	0.642029	0.942214	1.318212916	
2002	1.244121192	0.969168	1.117719	1.318212916	
2003	1.114428162	0.693764	0.927263	1.318212916	
2004	1.057910219	1.410534	1.199092	1.318212916	
2005	0.672548483	1.353997	0.956202	1.318212916	
2006	1.090302262	2.270439	1.582123	1.318212916	
2007	1.859391235	2.936869	2.301616	1.318212916	
2008	1.908517039	4.545706	3.011727	1.318212916	
2009	1.224118431	2.453585	1.735802	1.318212916	
2010	0.928651354	0.505732	0.741995	1.318212916	





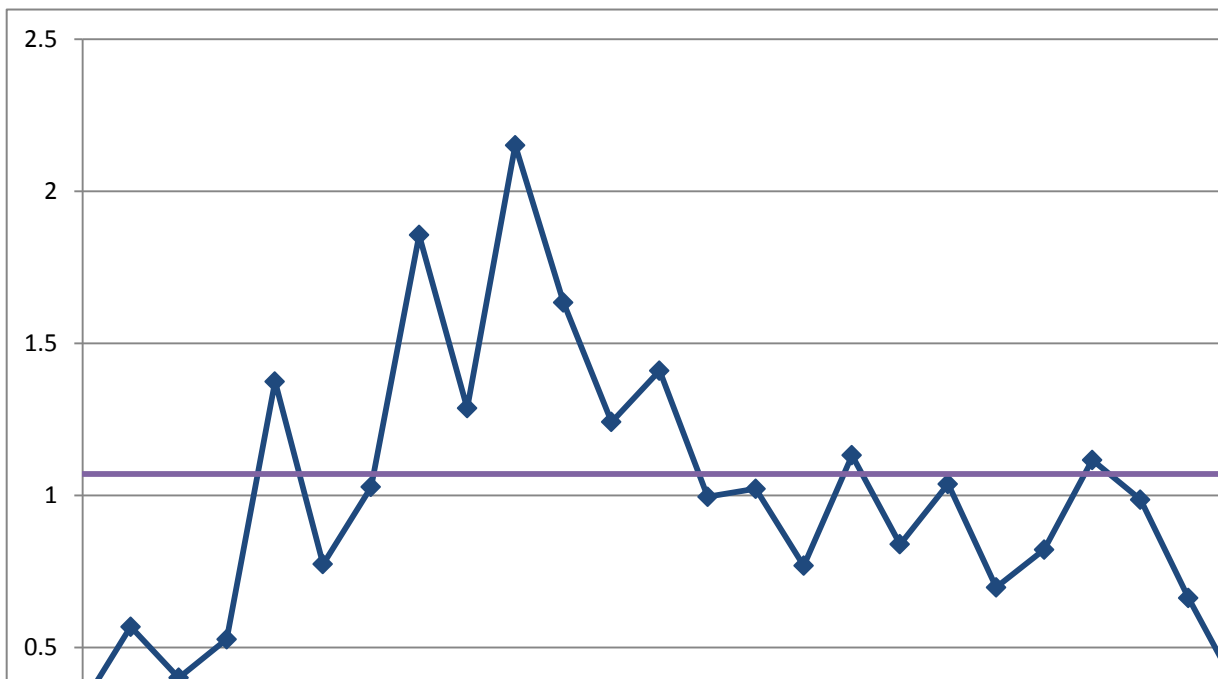



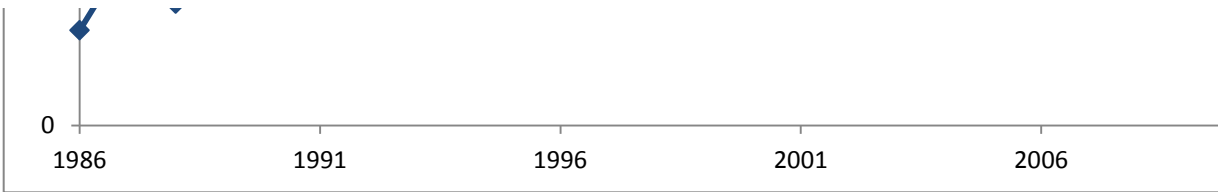


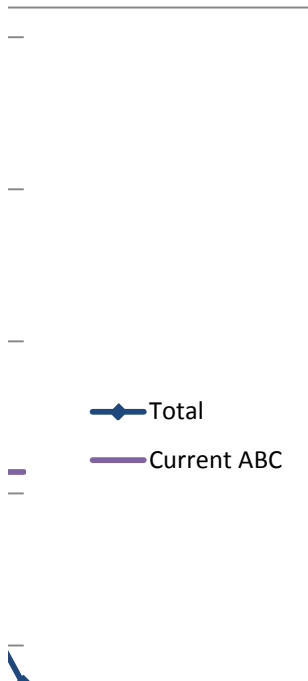
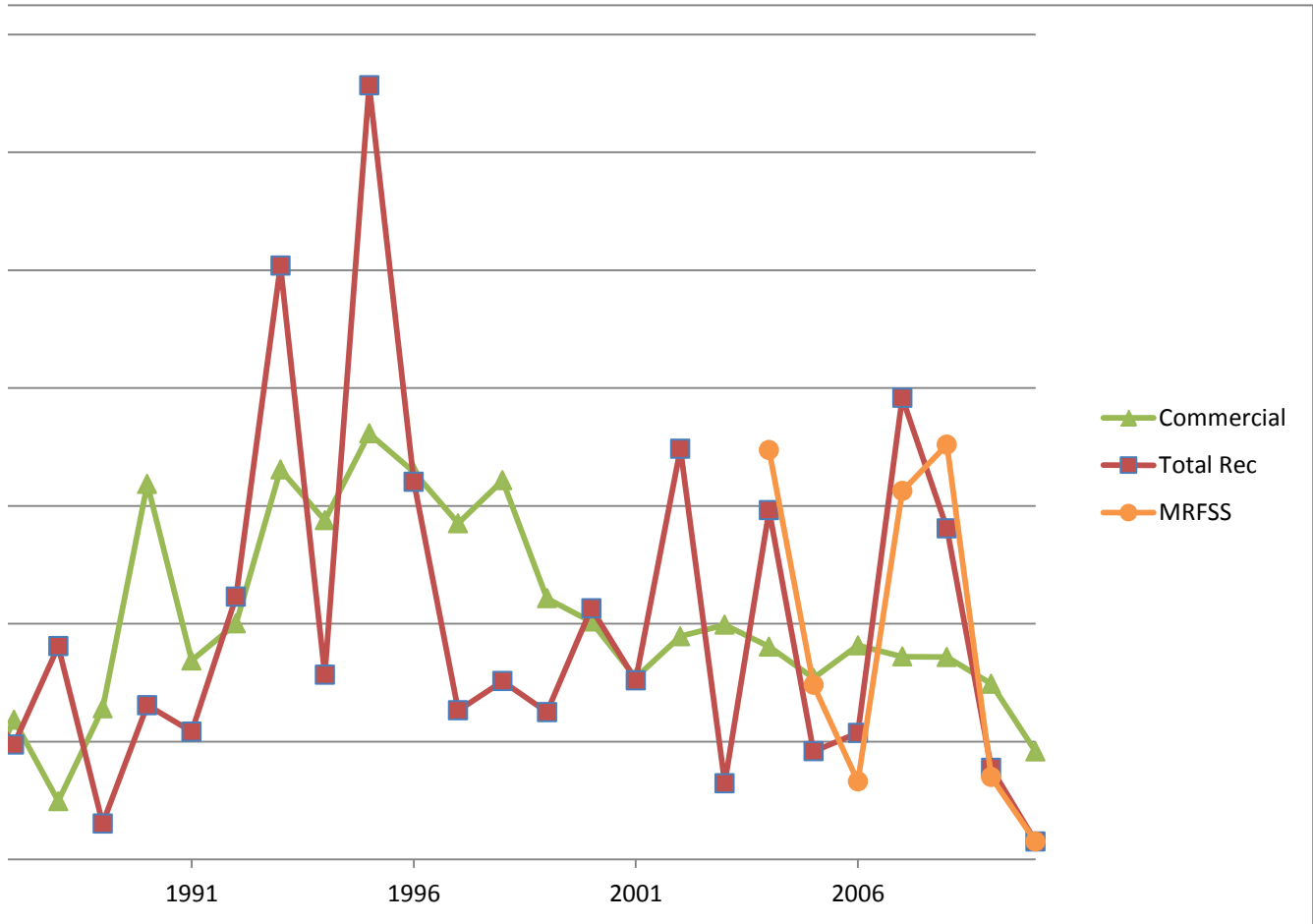
ercial
ec

Red Hind

Year	Commercial	Total Rec	Total	Current ABC	MRFSS	Current ABC
1986	0.178995298	0.752289	0.312379	1.070551	1.736048	25,885
1987	0.591961866	0.486987	0.567538	1.070551	0.740396	
1988	0.246745099	0.90441	0.399759	1.070551	0.330272	3rd largest
1989	0.640038893	0.151942	0.526477	1.070551	1.562479	25,079
1990	1.592308969	0.654417	1.374097	1.070551	1.759296	
1991	0.84344999	0.542017	0.773318	1.070551	0.349027	
1992	1.000886083	1.114301	1.027273	1.070551	0.075438	
1993	1.654237785	2.519167	1.855474	1.070551		
1994	1.438484043	0.78272	1.285912	1.070551		
1995	1.807200343	3.28382	2.150754	1.070551		
1996	1.643080897	1.60203	1.63353	1.070551		
1997	1.42554852	0.632018	1.240924	1.070551		
1998	1.608262781	0.756264	1.410035	1.070551		
1999	1.107119065	0.62486	0.994916	1.070551		
2000	1.008377907	1.06516	1.021589	1.070551		
2001	0.770849368	0.759432	0.768193	1.070551		
2002	0.946233499	1.74231	1.131451	1.070551		
2003	0.995172894	0.322927	0.838767	1.070551		
2004	0.902630007	1.481169	1.037234	1.070551		
2005	0.769501918	0.458422	0.697125	1.070551		
2006	0.907965911	0.536706	0.821588	1.070551		
2007	0.860320068	1.958697	1.115871	1.070551		
2008	0.858487536	1.404376	0.985495	1.070551		
2009	0.744654934	0.38812	0.661703	1.070551		
2010	0.457486326	0.075438	0.368598	1.070551		



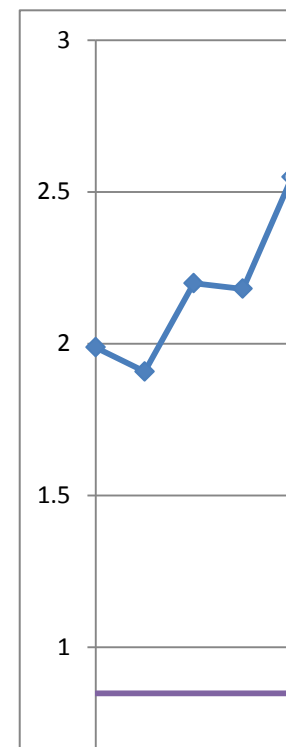
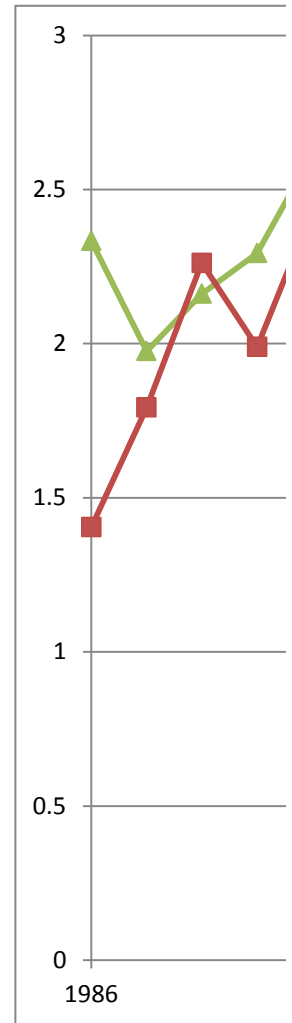


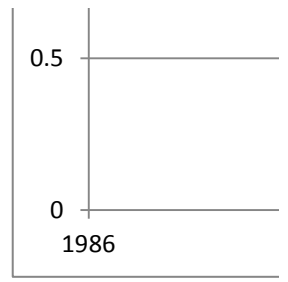


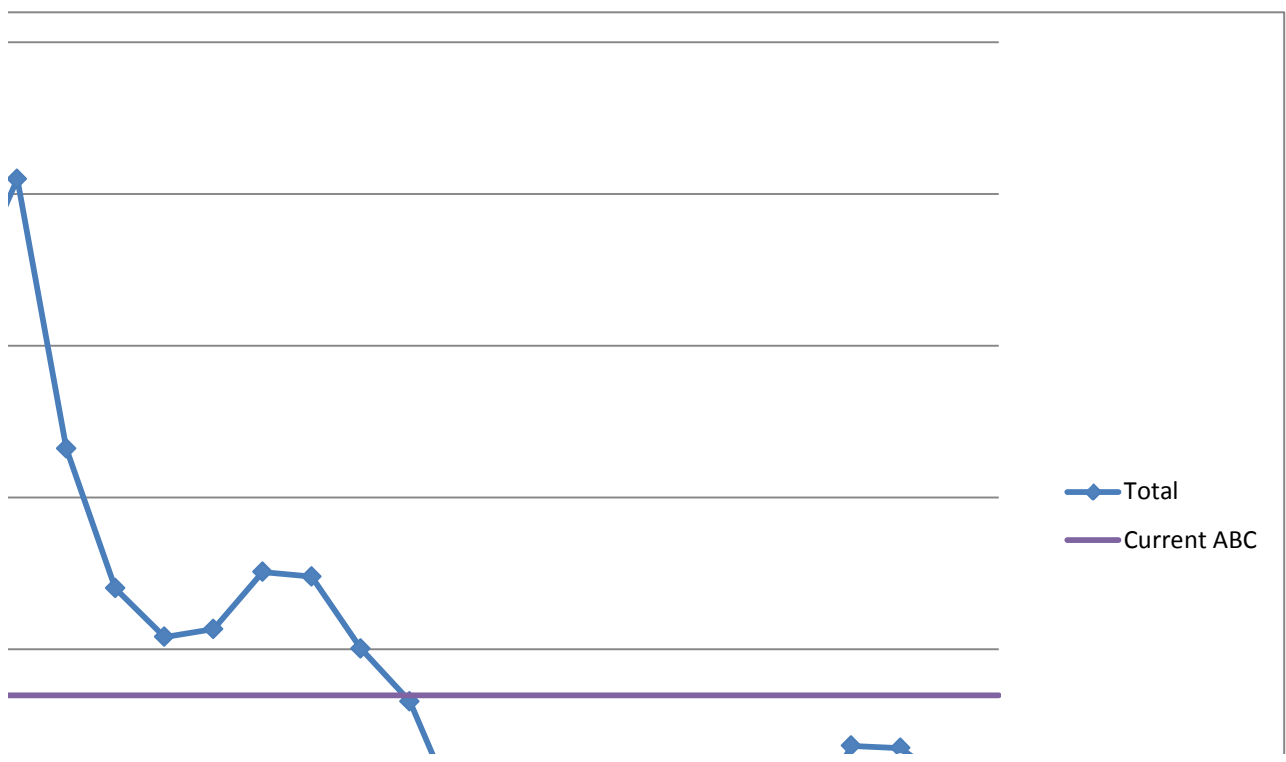
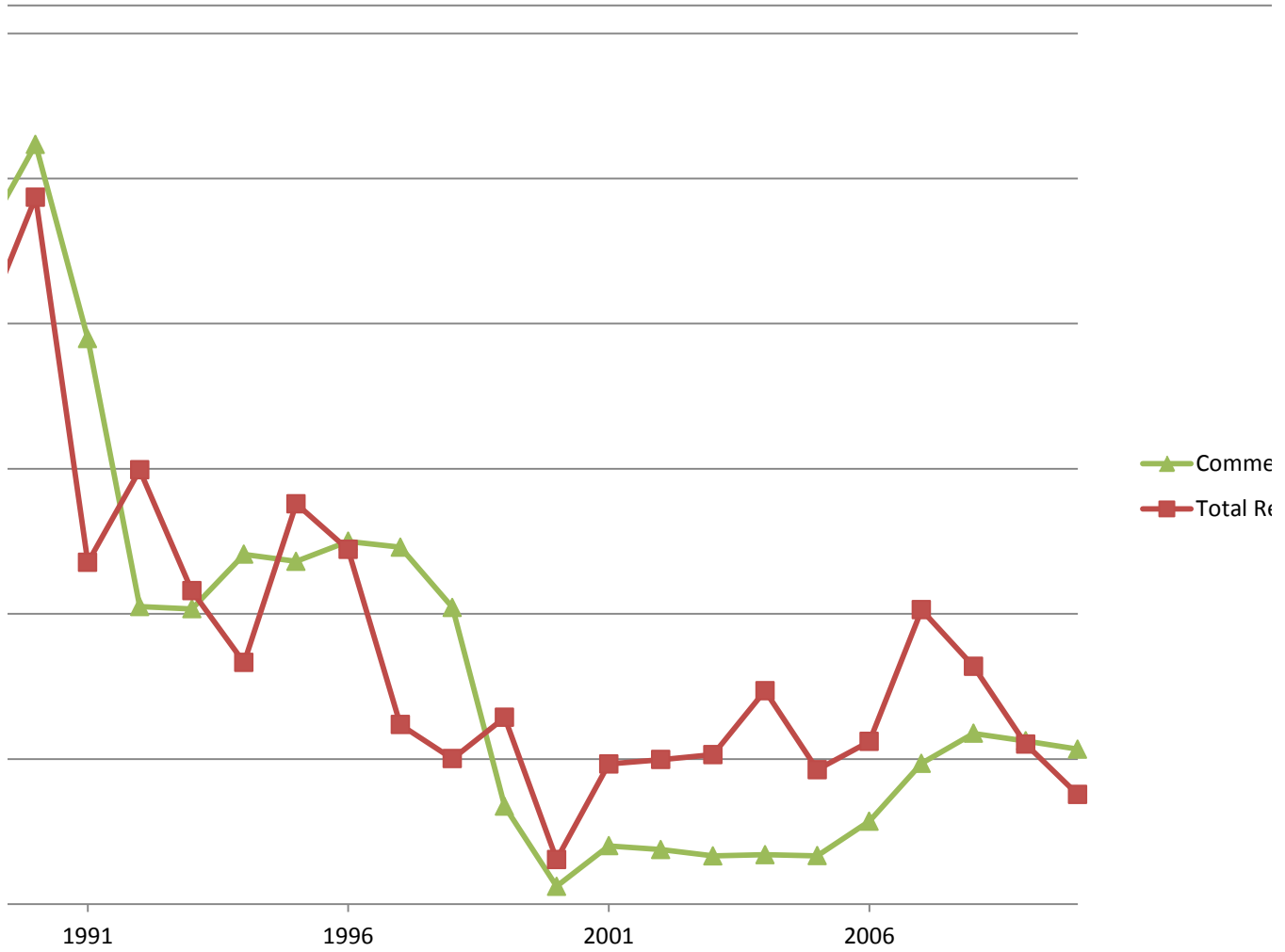


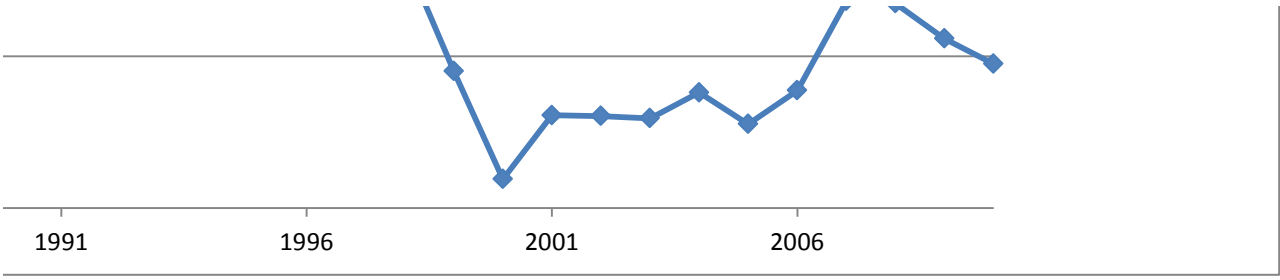
Red Porgy

Year	Commercial	Total Rec	Total	Current ABC	Current ABC
1986	2.333498457	1.404493	1.987425	0.847642049	395,304
1987	1.975643486	1.793095	1.907641	0.847642049	
1988	2.161789992	2.261796	2.199044	0.847642049	
1989	2.293458094	1.989196	2.180114	0.847642049	
1990	2.616914646	2.435088	2.54918	0.847642049	
1991	1.948301765	1.176852	1.660921	0.847642049	
1992	1.024868561	1.496006	1.200377	0.847642049	
1993	1.016810596	1.079273	1.040079	0.847642049	
1994	1.205103159	0.832284	1.06622	0.847642049	
1995	1.18072081	1.378798	1.254509	0.847642049	
1996	1.249442469	1.221454	1.239016	0.847642049	
1997	1.229300975	0.618306	1.001693	0.847642049	
1998	1.021892103	0.500952	0.827831	0.847642049	
1999	0.336623361	0.642975	0.450746	0.847642049	
2000	0.061077187	0.15351	0.09551	0.847642049	
2001	0.200488864	0.482817	0.305662	0.847642049	
2002	0.187639861	0.497975	0.303246	0.847642049	
2003	0.16598109	0.515004	0.295999	0.847642049	
2004	0.17005108	0.735189	0.380576	0.847642049	
2005	0.166449259	0.462934	0.276896	0.847642049	
2006	0.285360626	0.559975	0.38766	0.847642049	
2007	0.484697863	1.014114	0.681916	0.847642049	
2008	0.588043484	0.819307	0.674194	0.847642049	
2009	0.562314723	0.551277	0.558203	0.847642049	
2010	0.53352749	0.37733	0.475341	0.847642049	





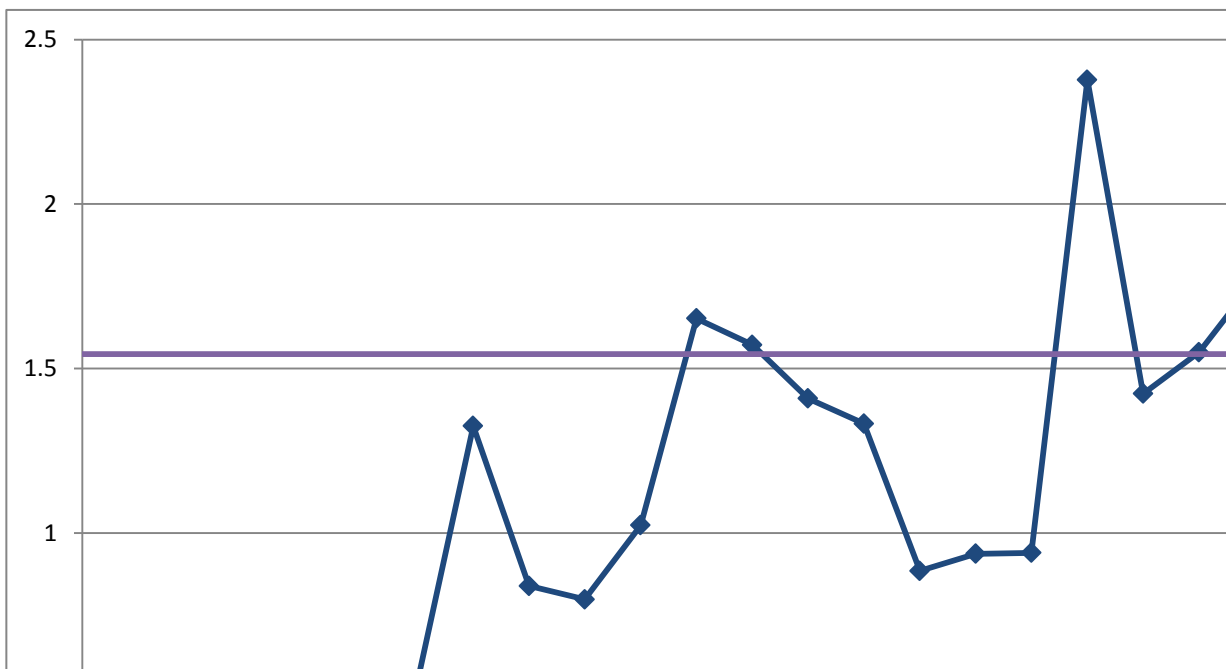






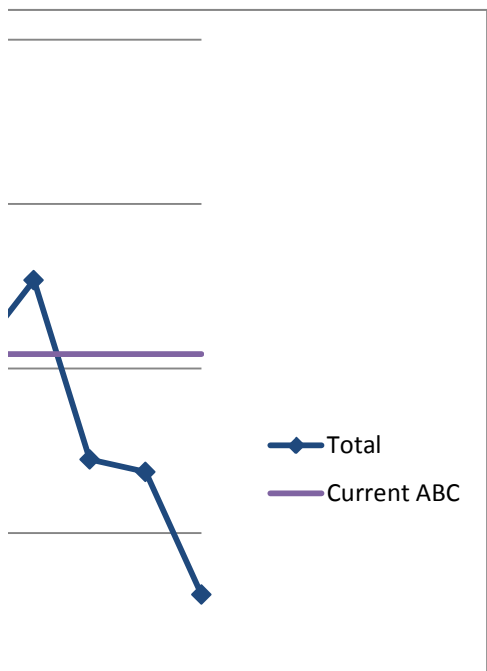
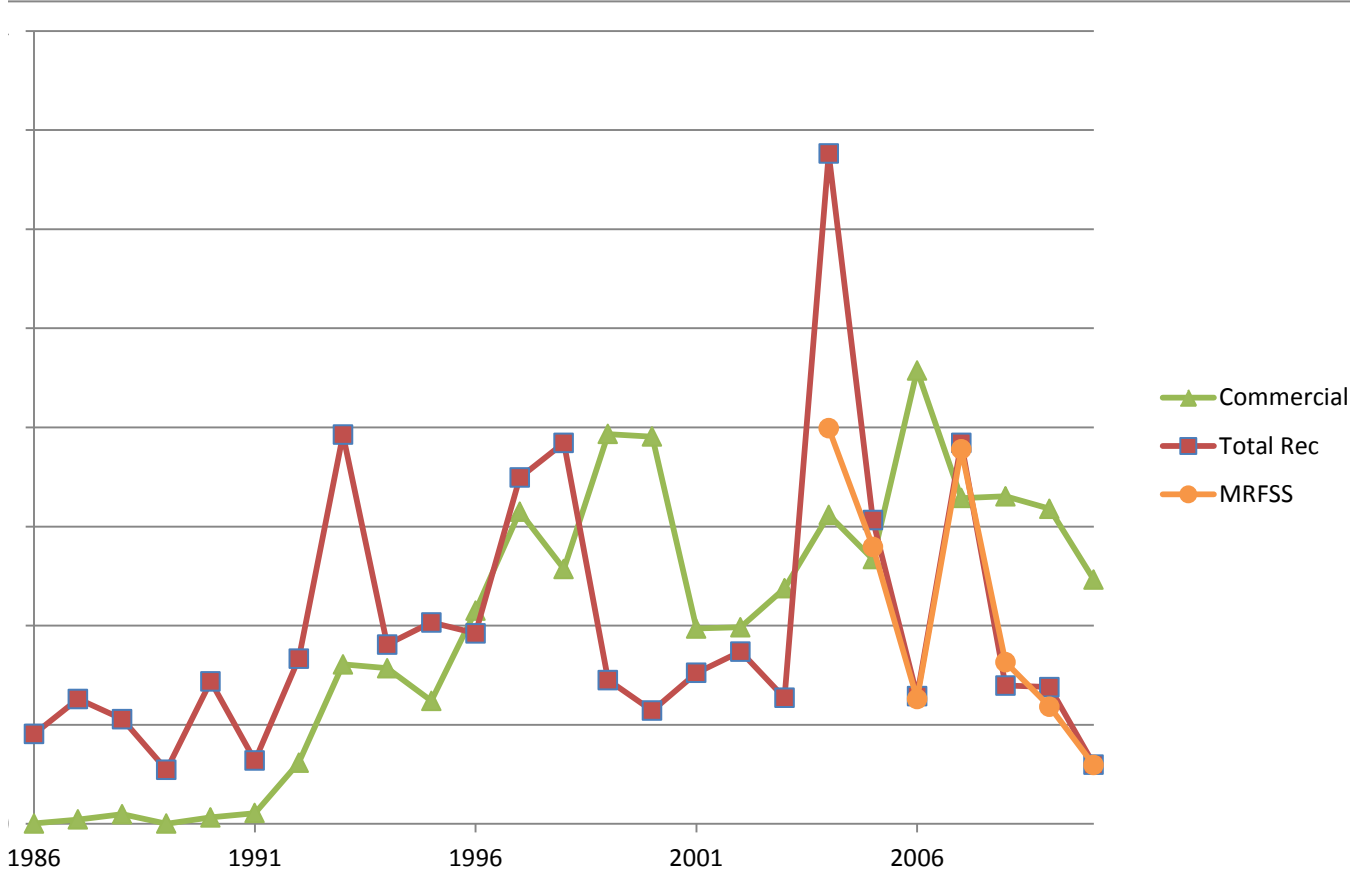
ercial
ec

Rock Hind

Year	Commercial	Total Rec	Total	Current ABC	MRFSS	Current ABC
1986	0.002388209	0.453189	0.204933	1.544074	1.9952	37569
1987	0.022538726	0.629851	0.295404	1.544074	1.396912	
1988	0.049032924	0.528488	0.264451	1.544074	0.630219	3rd largest
1989	0.001492631	0.272414	0.123217	1.544074	1.8887	37695.16117
1990	0.032464722	0.718607	0.340748	1.544074	0.815796	
1991	0.054406396	0.31956	0.17354	1.544074	0.591274	
1992	0.308601435	0.833978	0.544652	1.544074	0.2971	
1993	0.804826571	1.963228	1.325295	1.544074		
1994	0.785123844	0.904831	0.838908	1.544074		
1995	0.62063592	1.015872	0.798215	1.544074		
1996	1.074694235	0.960951	1.02359	1.544074		
1997	1.574501685	1.747149	1.652072	1.544074		
1998	1.285901504	1.922061	1.571727	1.544074		
1999	1.966466555	0.725288	1.408806	1.544074		
2000	1.953779192	0.57091	1.332458	1.544074		
2001	0.985434908	0.761623	0.884876	1.544074		
2002	0.991629326	0.869573	0.936789	1.544074		
2003	1.187835655	0.635652	0.93974	1.544074		
2004	1.558829061	3.380998	2.377528	1.544074		
2005	1.334785166	1.532012	1.423399	1.544074		
2006	2.287158299	0.644823	1.549259	1.544074		
2007	1.643461232	1.921889	1.768559	1.544074		
2008	1.65256628	0.698063	1.223709	1.544074		
2009	1.589353362	0.690072	1.185307	1.544074		
2010	1.232092161	0.298918	0.812818	1.544074		





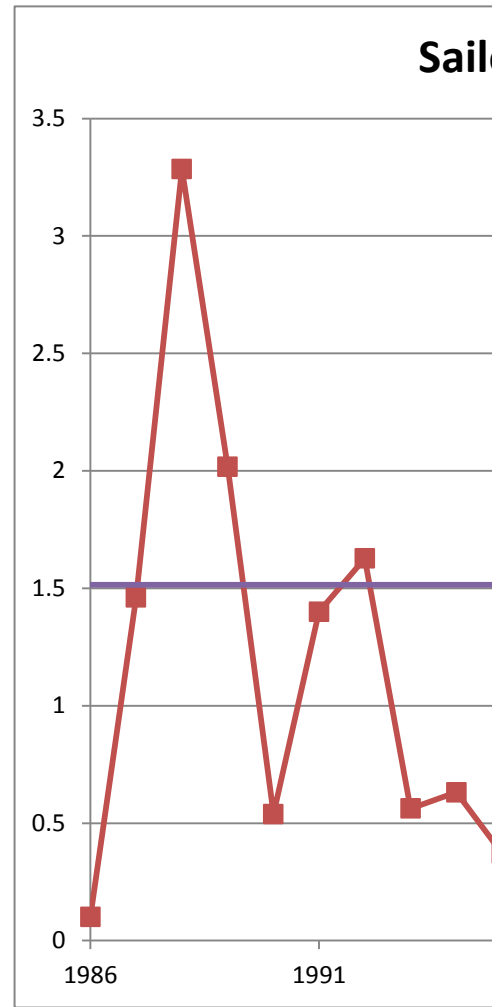




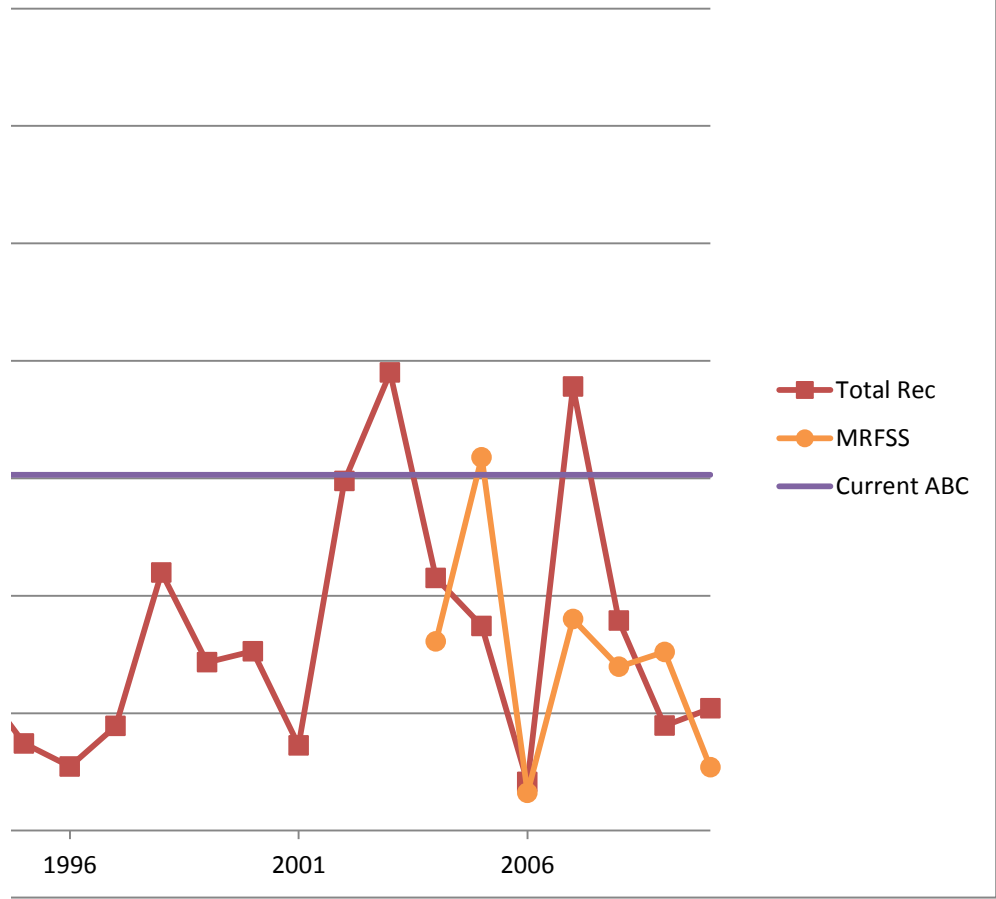
1

Sailors Choice

Year	Total Rec	Current ABC	MRFSS	Current ABC
1986	0.100266	1.514672288	0.805147	35,266
1987	1.461333	1.514672288	1.589794	
1988	3.284949	1.514672288	0.161014	3rd Highest
1989	2.017128	1.514672288	0.900317	34,642
1990	0.538829	1.514672288	0.697521	
1991	1.400412	1.514672288	0.760621	
1992	1.627127	1.514672288	0.269486	
1993	0.562624	1.514672288		
1994	0.631643	1.514672288		
1995	0.370921	1.514672288		
1996	0.273169	1.514672288		
1997	0.445105	1.514672288		
1998	1.099017	1.514672288		
1999	0.716371	1.514672288		
2000	0.763799	1.514672288		
2001	0.362908	1.514672288		
2002	1.487863	1.514672288		
2003	1.950402	1.514672288		
2004	1.075681	1.514672288		
2005	0.871196	1.514672288		
2006	0.207062	1.514672288		
2007	1.890398	1.514672288		
2008	0.894501	1.514672288		
2009	0.446669	1.514672288		
2010	0.520626	1.514672288		
Avg				

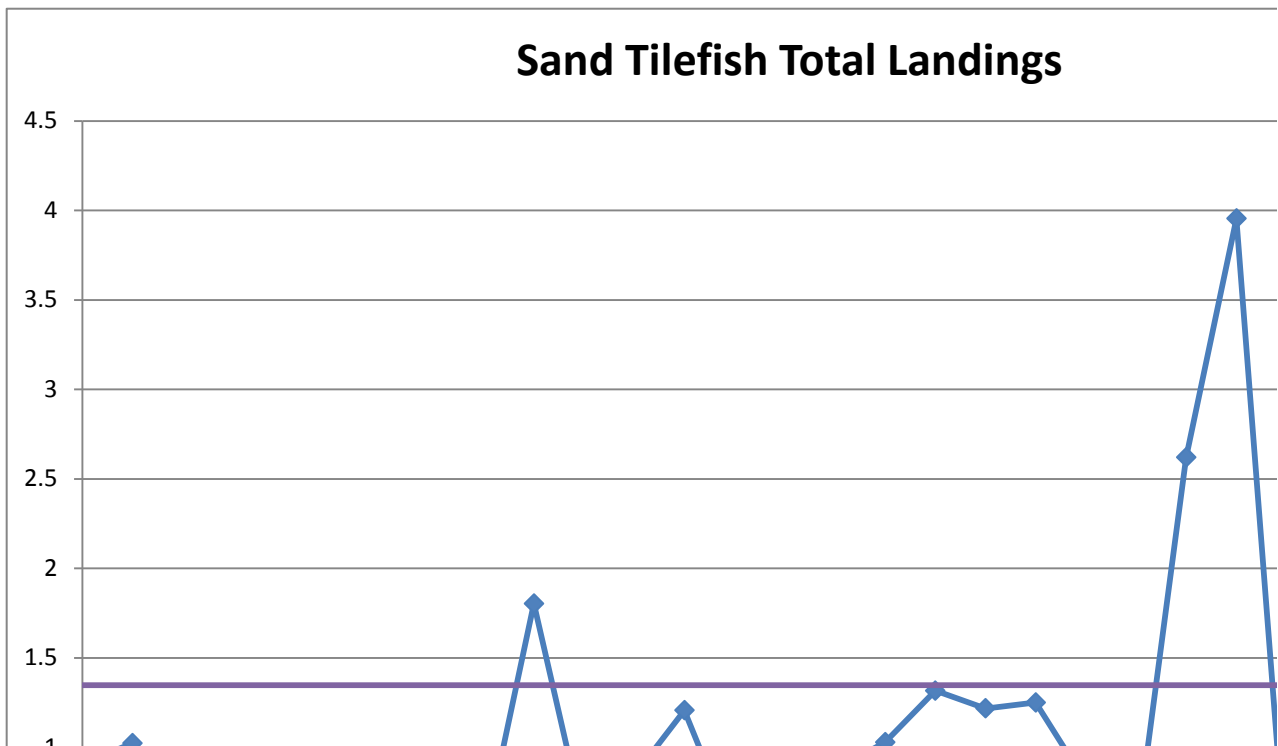
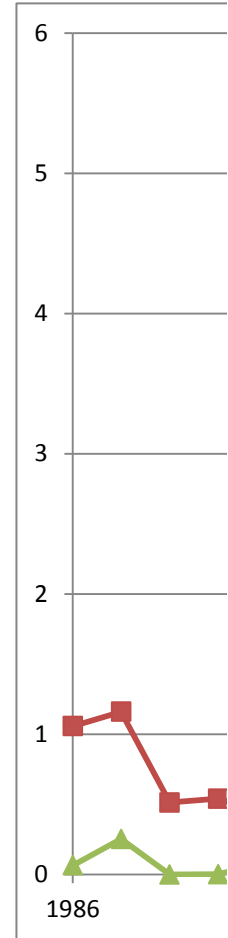


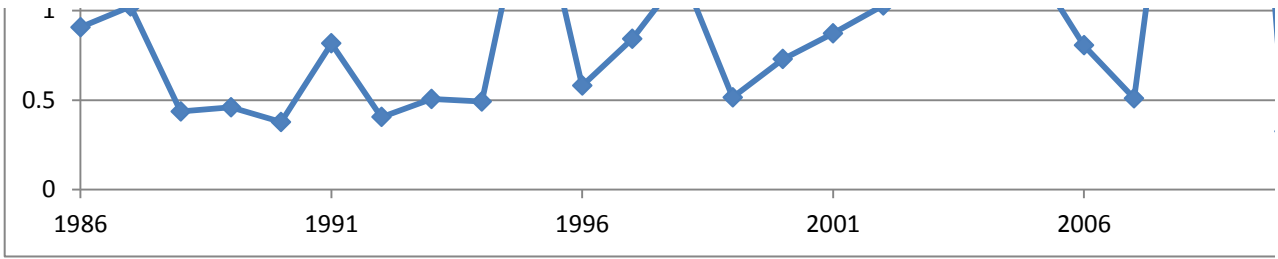
ors Choice Total Rec Landings


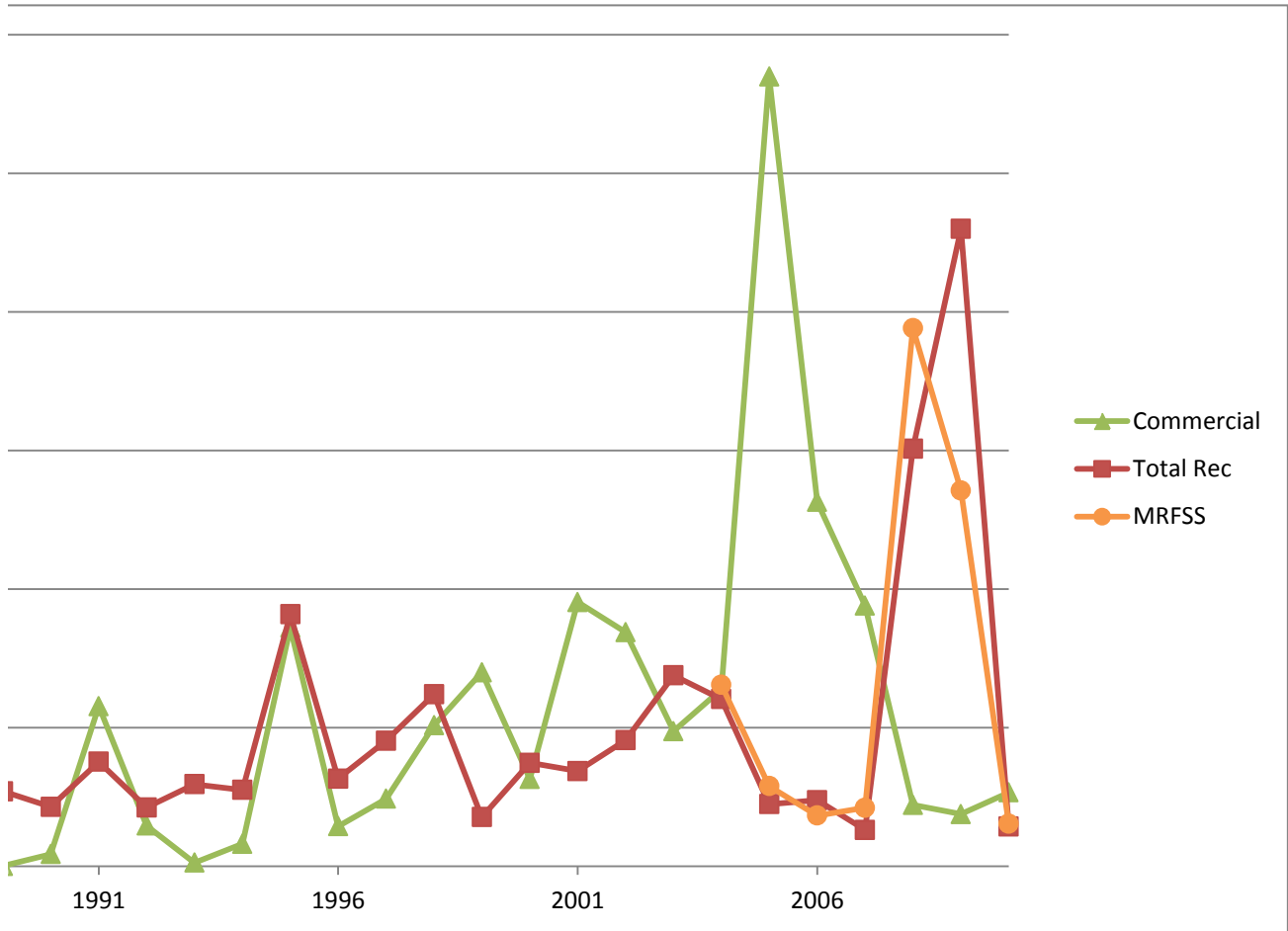



Sand Tilefish

Year	Commercial	Total Rec	Total	Current ABI	MRFSS	Current ABC
1986	0.065989442	1.058177	0.906723	1.346581	1.309049	8,823
1987	0.253959367	1.161385	1.02287	1.346581	0.579578	
1988	0	0.51458	0.436031	1.346581	0.367135	3rd Highest
1989	0.00299952	0.541839	0.459587	1.346581	0.423295	8,190
1990	0.087985922	0.429332	0.377227	1.346581	3.883024	
1991	1.15481523	0.755134	0.816143	1.346581	2.711693	
1992	0.293952968	0.425608	0.405512	1.346581	0.307139	
1993	0.026995681	0.592278	0.50599	1.346581		
1994	0.162973924	0.551244	0.491976	1.346581		
1995	1.722724364	1.818035	1.803486	1.346581		
1996	0.288953767	0.632518	0.580074	1.346581		
1997	0.487921932	0.906711	0.842785	1.346581		
1998	1.016837306	1.240901	1.206698	1.346581		
1999	1.399776036	0.355871	0.515219	1.346581		
2000	0.629899216	0.746722	0.728889	1.346581		
2001	1.905695089	0.687202	0.8732	1.346581		
2002	1.689729643	0.909689	1.02876	1.346581		
2003	0.974844025	1.378216	1.316643	1.346581		
2004	1.275795873	1.206925	1.217438	1.346581		
2005	5.696088626	0.448999	1.249947	1.346581		
2006	2.628579427	0.477367	0.805741	1.346581		
2007	1.880699088	0.263069	0.509994	1.346581		
2008	0.442929131	3.011681	2.619571	1.346581		
2009	0.37693969	4.598165	3.953811	1.346581		
2010	0.532914734	0.288354	0.325685	1.346581		



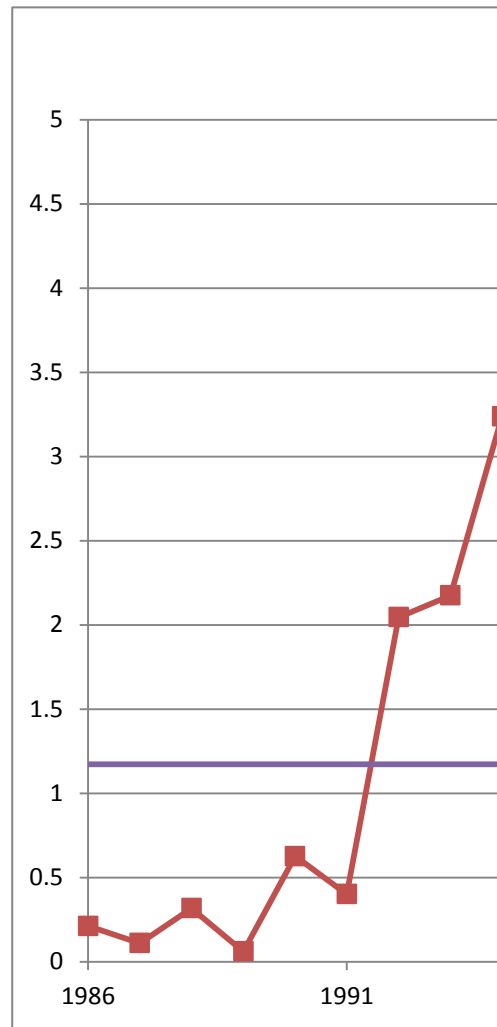




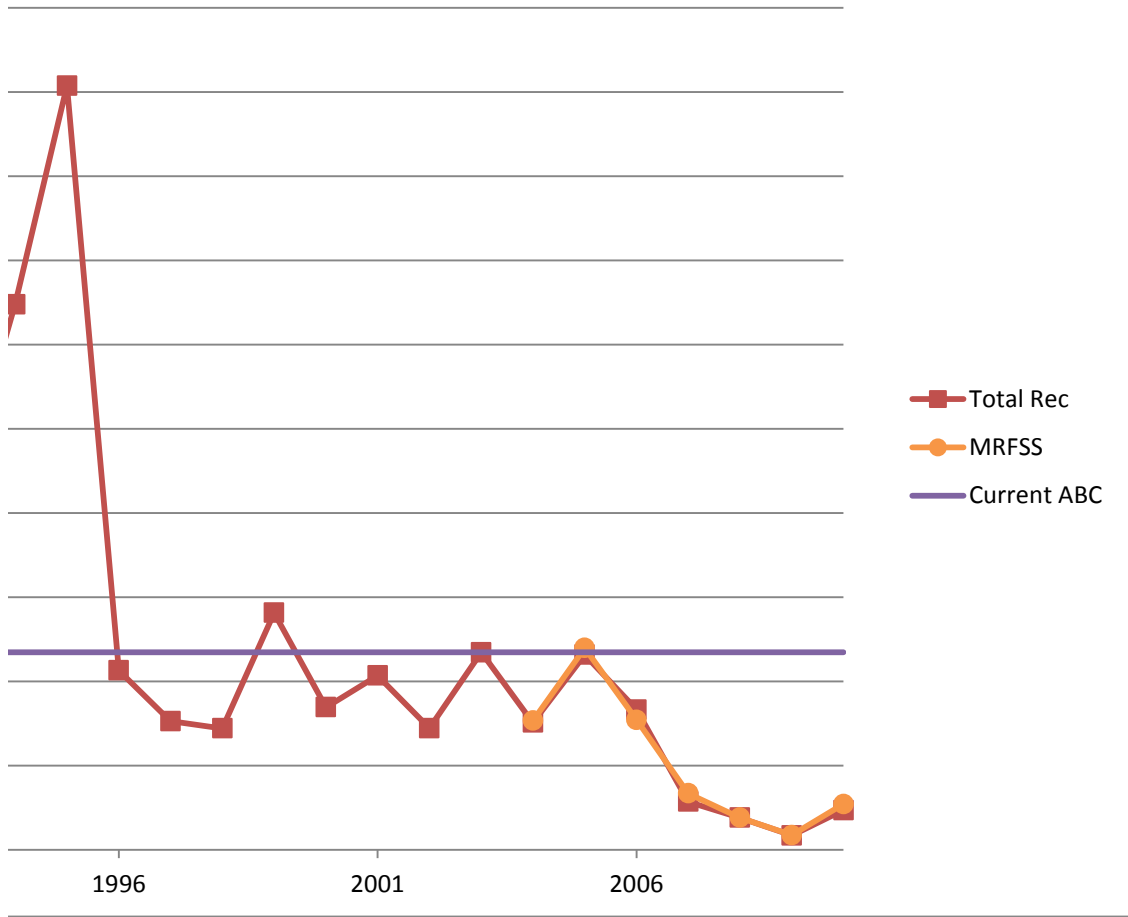


Saucereye Porgy

Year	Total Rec	Current ABC	MRFSS	Current ABC
1986	0.21257	1.172615336	0.766331	4,205
1987	0.110529	1.172615336	1.198073	
1988	0.318303	1.172615336	0.771036	3rd Highest
1989	0.061035	1.172615336	0.334928	4,152
1990	0.626483	1.172615336	0.1909	
1991	0.401144	1.172615336	0.086957	
1992	2.045779	1.172615336	0.27116	
1993	2.175205	1.172615336		
1994	3.238388	1.172615336		
1995	4.537279	1.172615336		
1996	1.065062	1.172615336		
1997	0.763741	1.172615336		
1998	0.720777	1.172615336		
1999	1.407495	1.172615336		
2000	0.846496	1.172615336		
2001	1.03453	1.172615336		
2002	0.722044	1.172615336		
2003	1.172645	1.172615336		
2004	0.754723	1.172615336		
2005	1.157698	1.172615336		
2006	0.83204	1.172615336		
2007	0.285271	1.172615336		
2008	0.1909	1.172615336		
2009	0.085121	1.172615336		
2010	0.23474	1.172615336		
Avg				

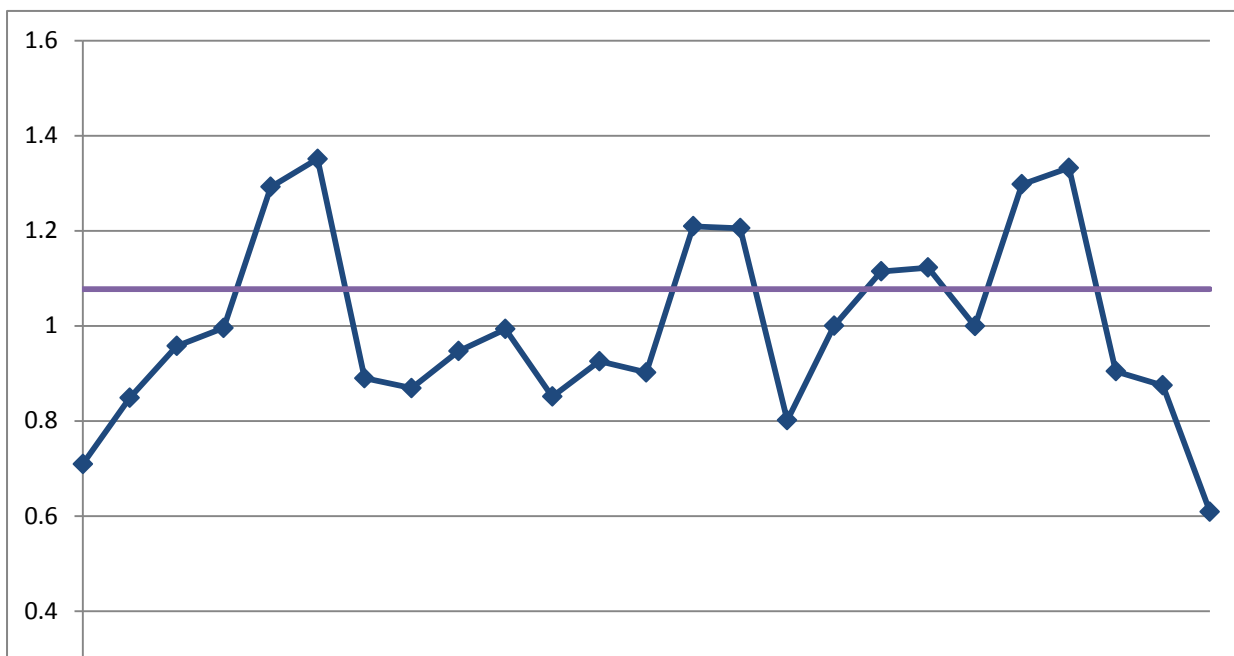
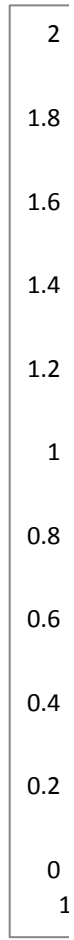



Saucereye Porgy Total Landings

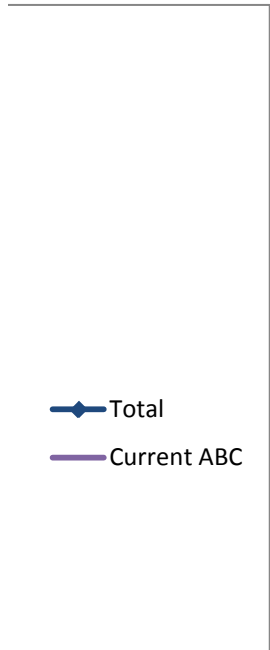
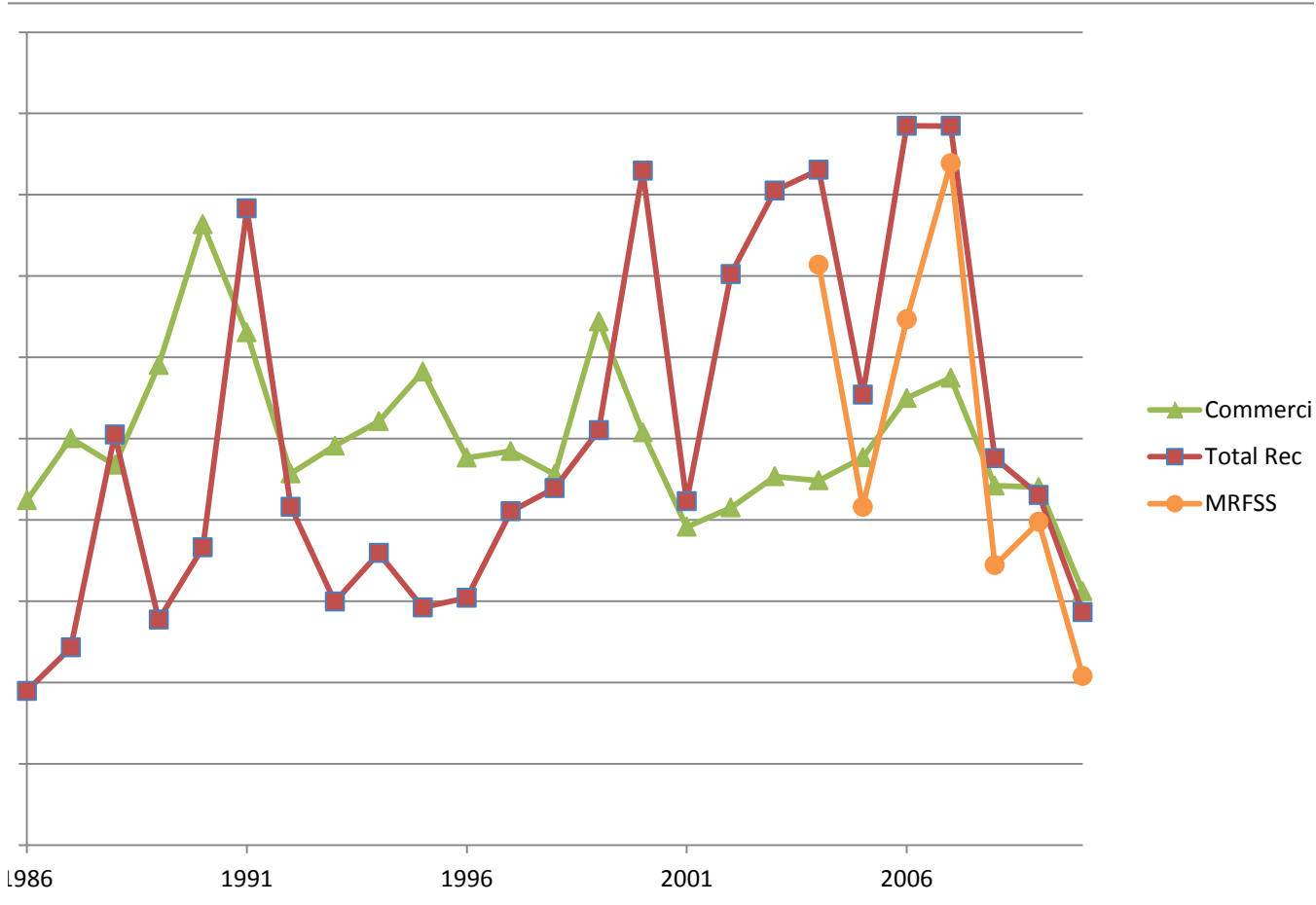


Scamp

Year	Commercial	Total Rec	Total	Current ABC	MRFSS	Current ABC
1986	0.84761437	0.379167	0.709242	1.077071	1.427536	492,572
1987	1.000830068	0.485843	0.848711	1.077071	0.831691	
1988	0.935300969	1.009924	0.957344	1.077071	1.292998	Median
1989	1.180336851	0.554015	0.995331	1.077071	1.676977	511,525
1990	1.526847256	0.732486	1.292205	1.077071	0.688269	
1991	1.261053458	1.565901	1.351101	1.077071	0.794735	
1992	0.913872742	0.831853	0.889645	1.077071	0.415504	
1993	0.982101705	0.59851	0.868794	1.077071		
1994	1.04255382	0.71817	0.946736	1.077071		
1995	1.164587648	0.584485	0.993234	1.077071		
1996	0.952729053	0.608283	0.850985	1.077071		
1997	0.969353385	0.820753	0.925459	1.077071		
1998	0.911964218	0.87792	0.901908	1.077071		
1999	1.288126572	1.020786	1.209158	1.077071		
2000	1.015161068	1.658669	1.205243	1.077071		
2001	0.782538351	0.845582	0.801161	1.077071		
2002	0.830235938	1.404501	0.999865	1.077071		
2003	0.906645177	1.610163	1.114454	1.077071		
2004	0.896863603	1.660988	1.122574	1.077071		
2005	0.953514186	1.108119	0.999182	1.077071		
2006	1.099524042	1.769582	1.297449	1.077071		
2007	1.149276008	1.768948	1.332318	1.077071		
2008	0.884338719	0.951574	0.904199	1.077071		
2009	0.880192722	0.861218	0.874588	1.077071		
2010	0.624438072	0.57256	0.609114	1.077071		





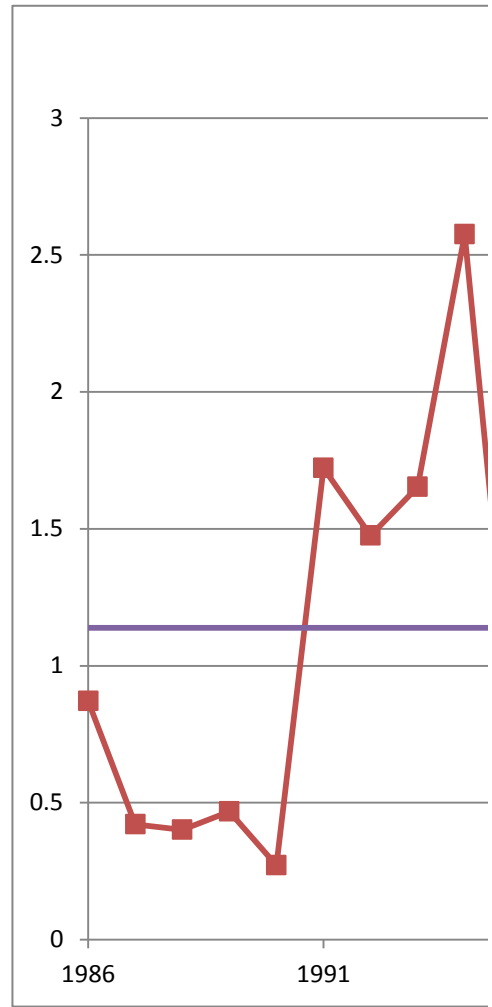




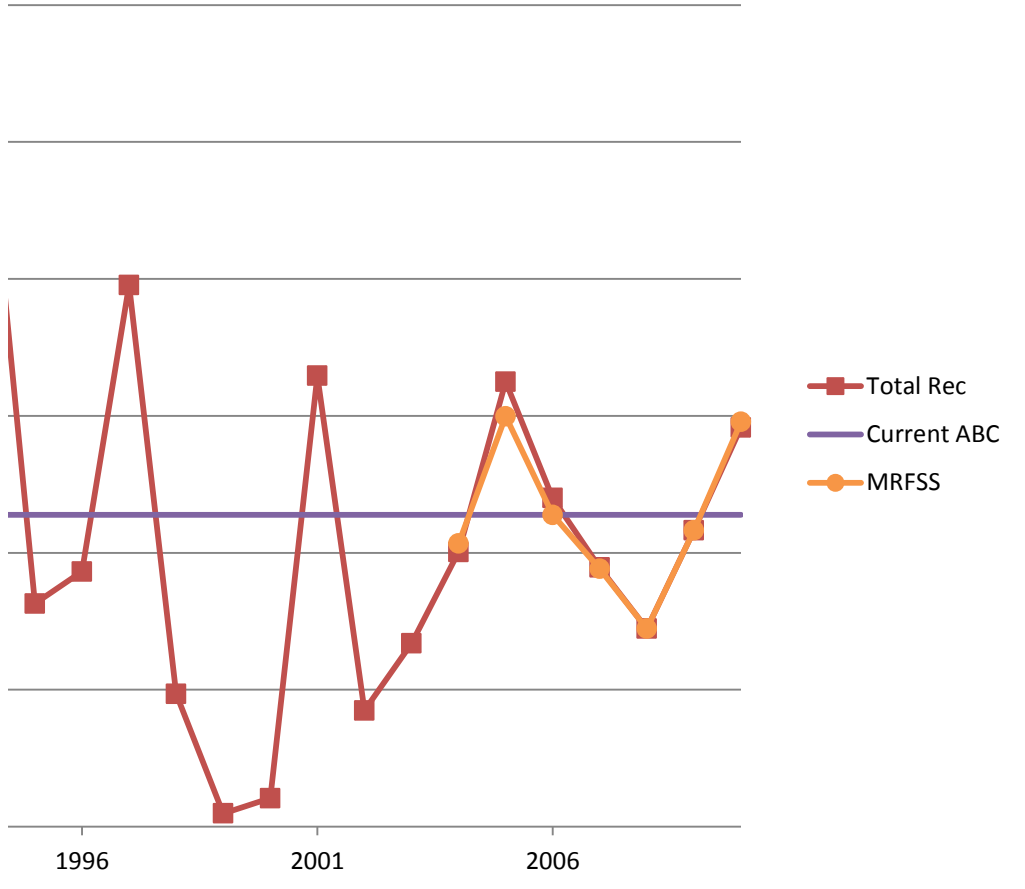
al

Scup

Year	Total Rec	Current ABC	MRFSS	Current ABC
1986	0.8716	1.13839439	1.033792	8,999
1987	0.421455	1.13839439	1.498521	
1988	0.401602	1.13839439	1.138345	3rd Highest
1989	0.468385	1.13839439	0.941368	9,486
1990	0.271851	1.13839439	0.723139	
1991	1.722312	1.13839439	1.081726	
1992	1.475467	1.13839439	1.477817	
1993	1.653312	1.13839439		
1994	2.575731	1.13839439		
1995	0.814875	1.13839439		
1996	0.93179	1.13839439		
1997	1.977988	1.13839439		
1998	0.485268	1.13839439		
1999	0.048496	1.13839439		
2000	0.10379	1.13839439		
2001	1.646435	1.13839439		
2002	0.424303	1.13839439		
2003	0.668903	1.13839439		
2004	1.002897	1.13839439		
2005	1.624983	1.13839439		
2006	1.200042	1.13839439		
2007	0.946079	1.13839439		
2008	0.723139	1.13839439		
2009	1.081726	1.13839439		
2010	1.457571	1.13839439		
Avg				

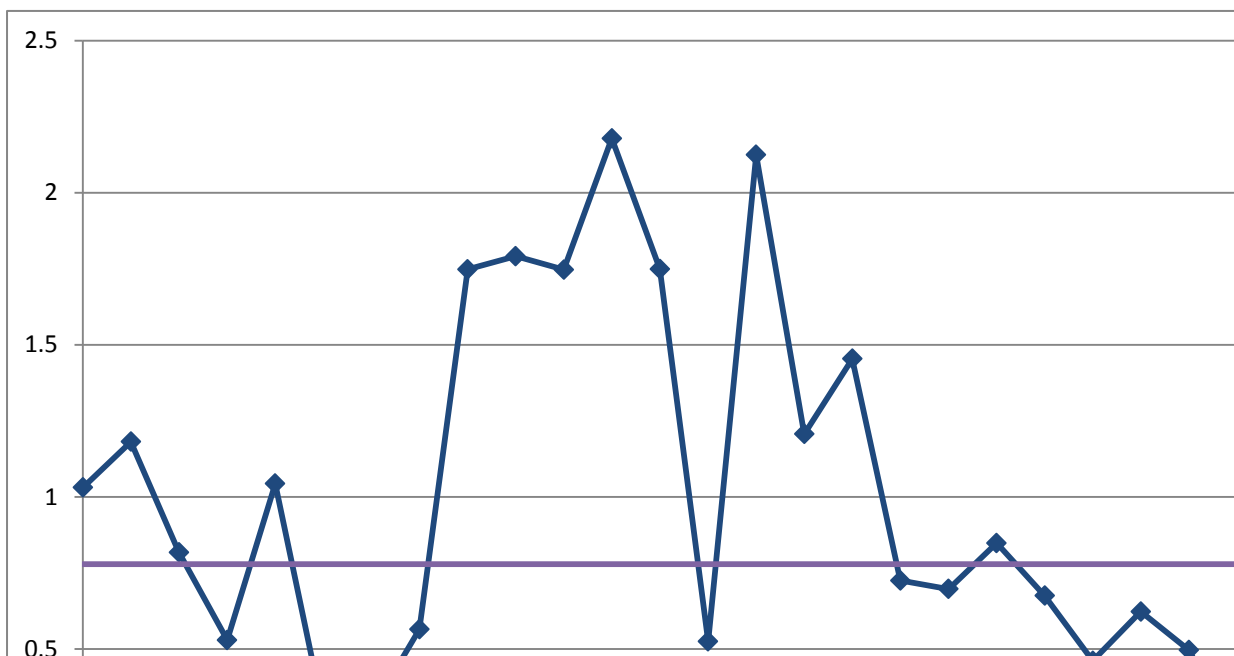
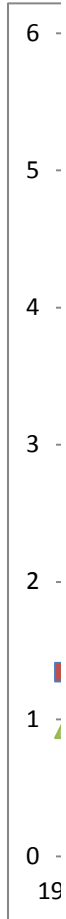



Scup Total Rec Landings


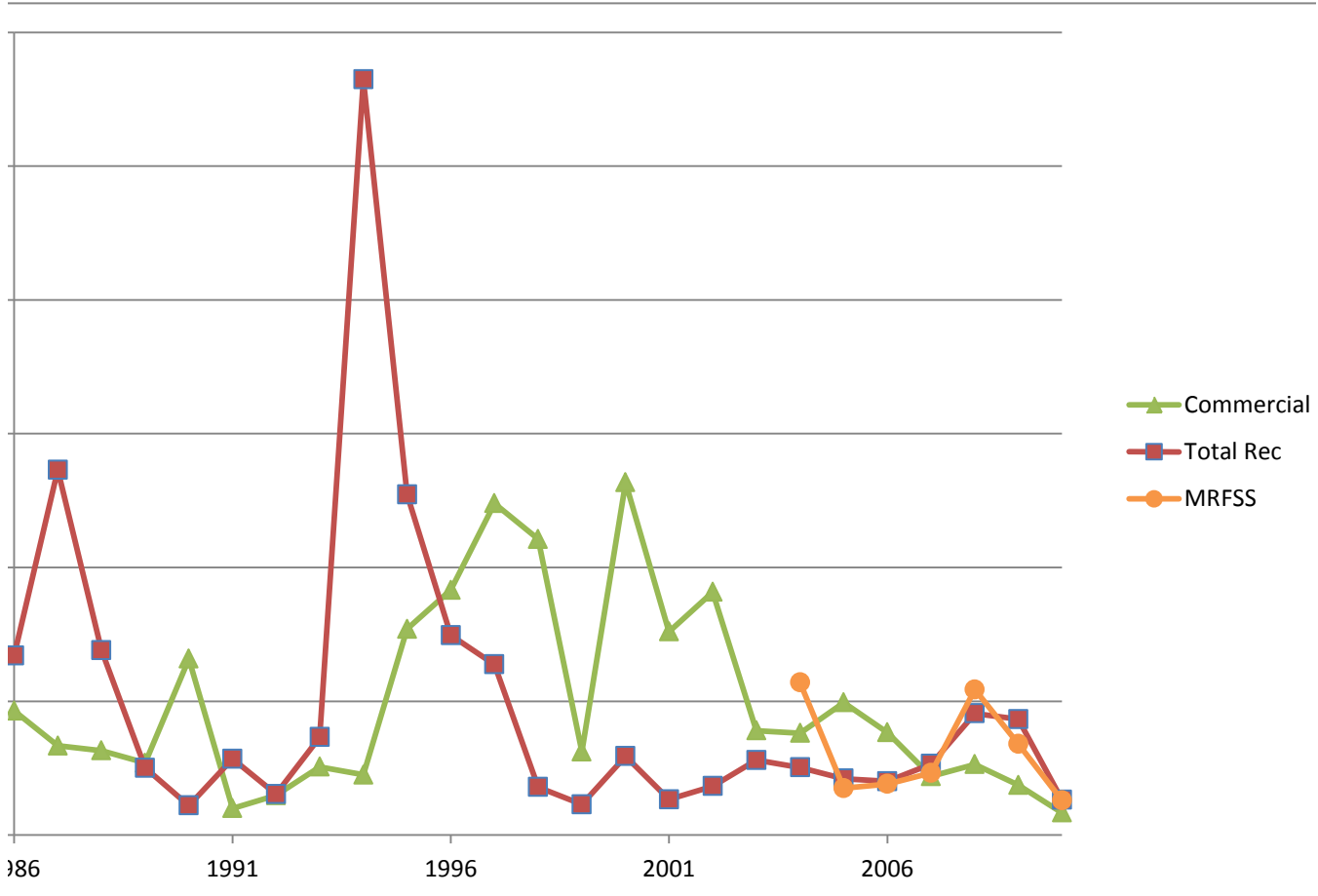


Silk Snapper

Year	Commercial	Total Rec	Total	Current ABC	MRFSS	Current ABC
1986	0.928261375	1.339773	1.030984	0.779705	1.139172	27,519
1987	0.666706439	2.729177	1.181546	0.779705	0.350089	
1988	0.630684581	1.381728	0.818162	0.779705	0.381132	Median
1989	0.53900631	0.501726	0.5297	0.779705	0.463765	25,106
1990	1.317138853	0.220637	1.043427	0.779705	1.086904	
1991	0.199932638	0.56895	0.292048	0.779705	0.680778	
1992	0.296557307	0.305826	0.298871	0.779705	0.258739	
1993	0.509214648	0.731936	0.564811	0.779705		
1994	0.450726328	5.646743	1.74777	0.779705		
1995	1.540104335	2.545419	1.791054	0.779705		
1996	1.831639727	1.493325	1.747189	0.779705		
1997	2.479089198	1.274552	2.178409	0.779705		
1998	2.211568378	0.357835	1.748834	0.779705		
1999	0.623246106	0.228188	0.524631	0.779705		
2000	2.635070639	0.588689	2.124247	0.779705		
2001	1.519790122	0.265477	1.206685	0.779705		
2002	1.815969841	0.364916	1.453754	0.779705		
2003	0.780700138	0.559458	0.725473	0.779705		
2004	0.761329894	0.504524	0.697225	0.779705		
2005	0.99026126	0.421602	0.848311	0.779705		
2006	0.766578362	0.40128	0.675392	0.779705		
2007	0.438265936	0.530404	0.461266	0.779705		
2008	0.52805627	0.909058	0.623163	0.779705		
2009	0.373509662	0.865576	0.496341	0.779705		
2010	0.166591653	0.263199	0.190707	0.779705		





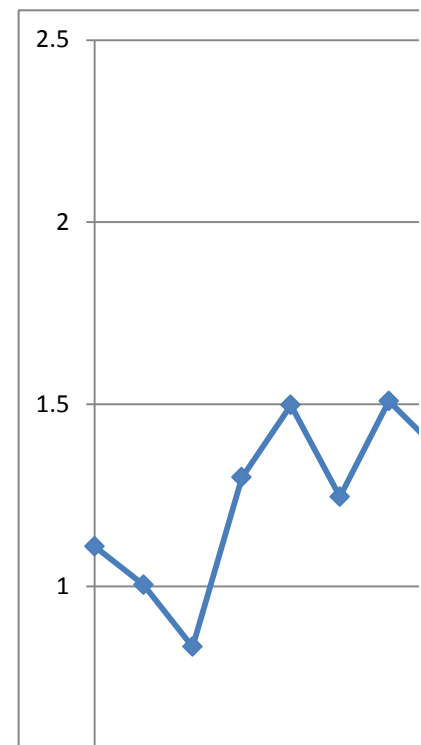
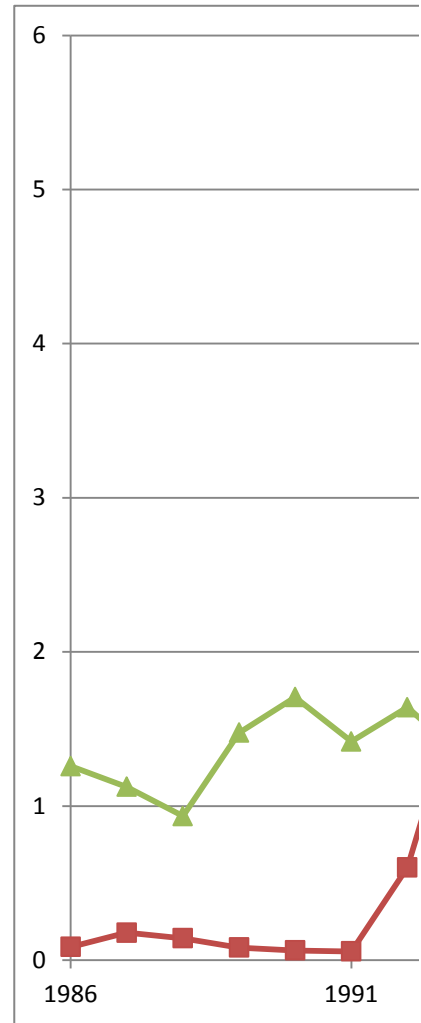


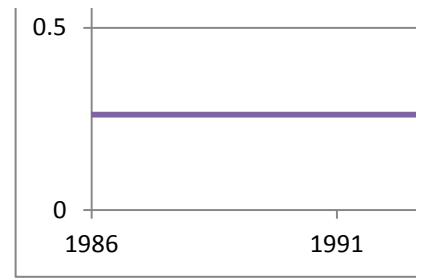


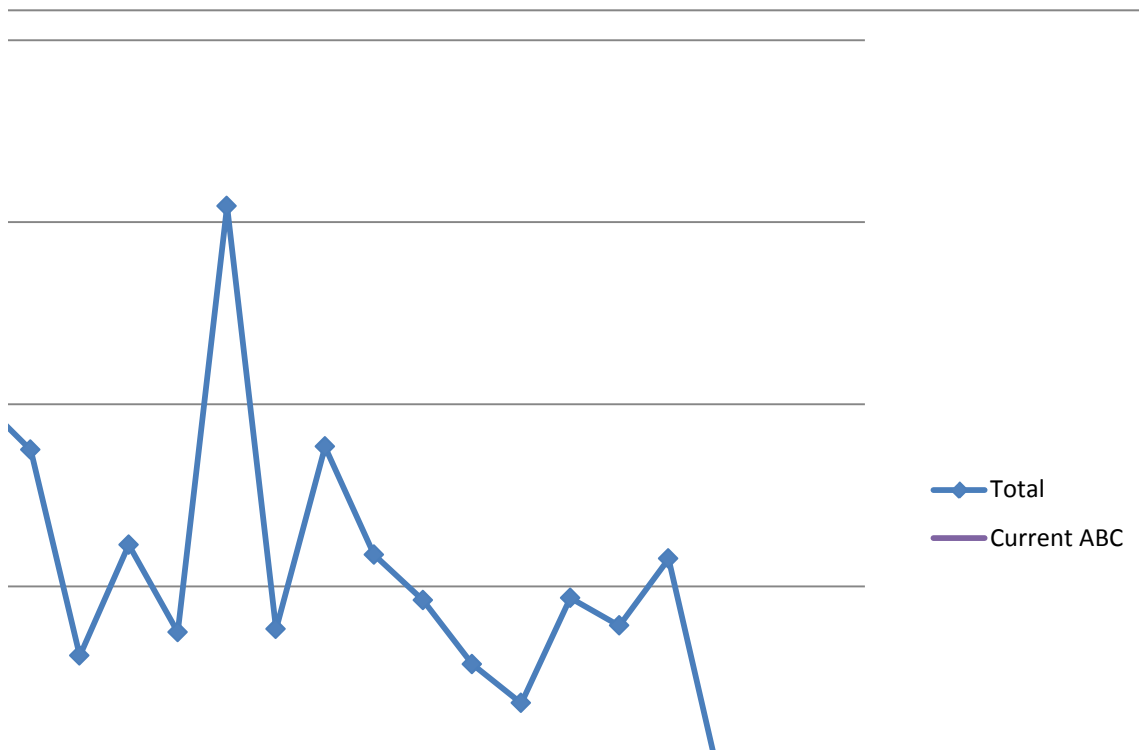
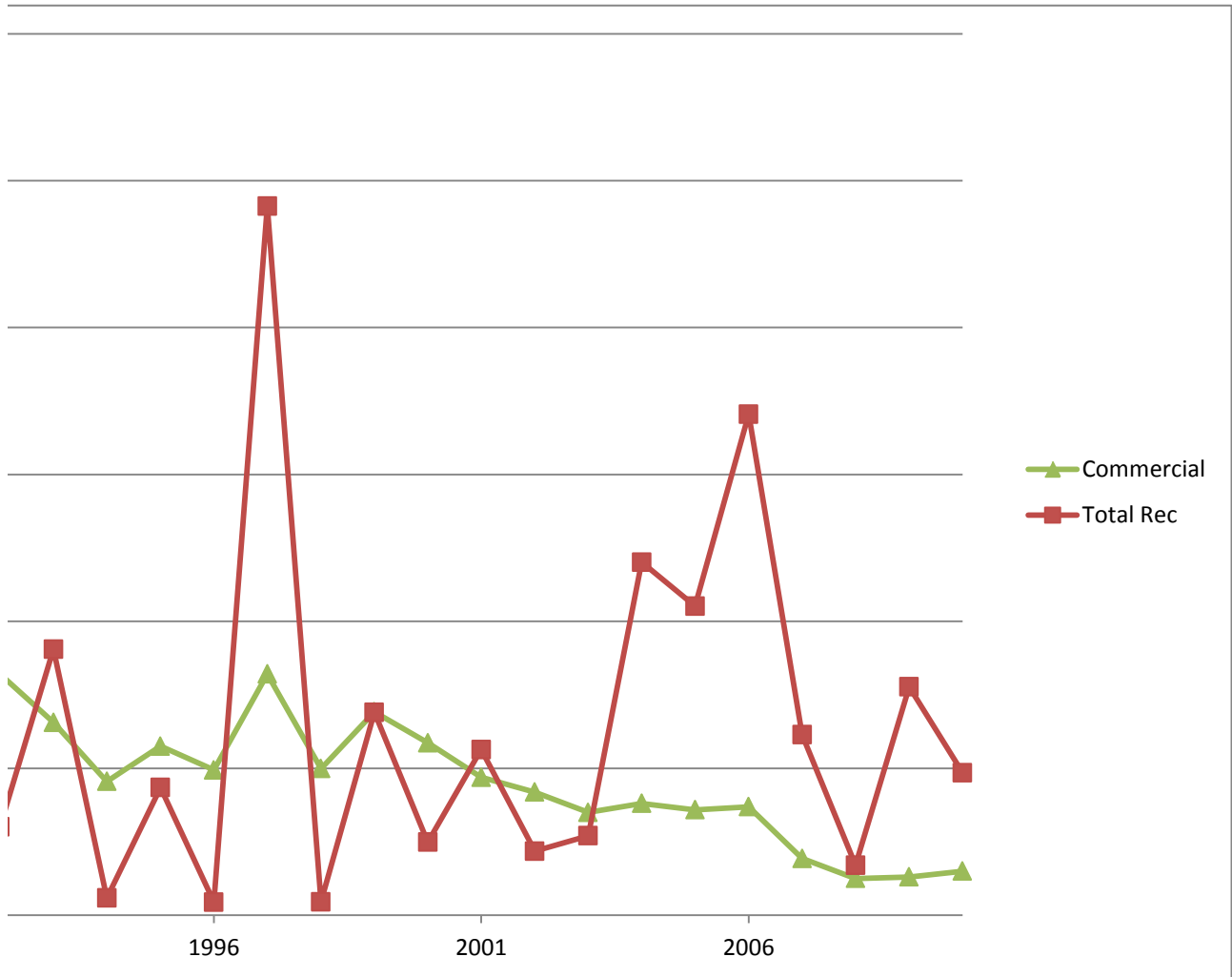


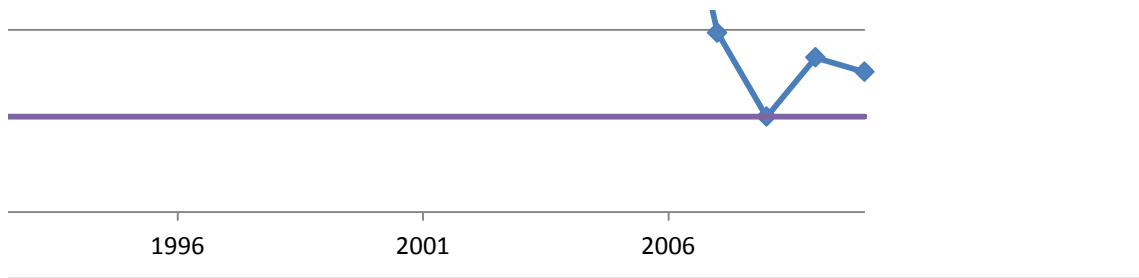
Snowy Grouper

Year	Commerci	Total Rec	Total	Current ABC	Current ABC
1986	1.258608	0.085188	1.110133	0.262324	102,960
1987	1.124001	0.178517	1.004368	0.262324	
1988	0.934627	0.141783	0.834308	0.262324	
1989	1.475686	0.081103	1.299228	0.262324	
1990	1.705733	0.063068	1.497885	0.262324	
1991	1.418568	0.056587	1.246234	0.262324	
1992	1.640144	0.601373	1.508707	0.262324	
1993	1.311856	1.810829	1.374991	0.262324	
1994	0.910365	0.117064	0.809987	0.262324	
1995	1.149994	0.869068	1.114448	0.262324	
1996	0.988336	0.089143	0.87456	0.262324	
1997	1.641005	4.827048	2.044139	0.262324	
1998	0.997318	0.090421	0.882567	0.262324	
1999	1.383912	1.381114	1.383558	0.262324	
2000	1.172705	0.497332	1.087249	0.262324	
2001	0.938402	1.127086	0.962276	0.262324	
2002	0.837571	0.435749	0.786728	0.262324	
2003	0.699869	0.540096	0.679653	0.262324	
2004	0.760524	2.403193	0.968373	0.262324	
2005	0.716875	2.103404	0.892314	0.262324	
2006	0.738256	3.409757	1.076284	0.262324	
2007	0.38548	1.227991	0.492084	0.262324	
2008	0.250177	0.340129	0.261559	0.262324	
2009	0.260258	1.553951	0.42395	0.262324	
2010	0.299732	0.969005	0.384416	0.262324	



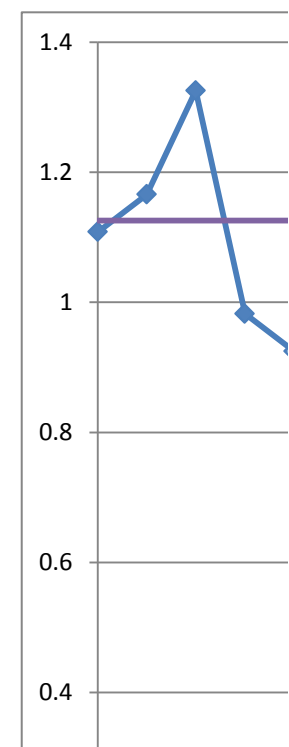
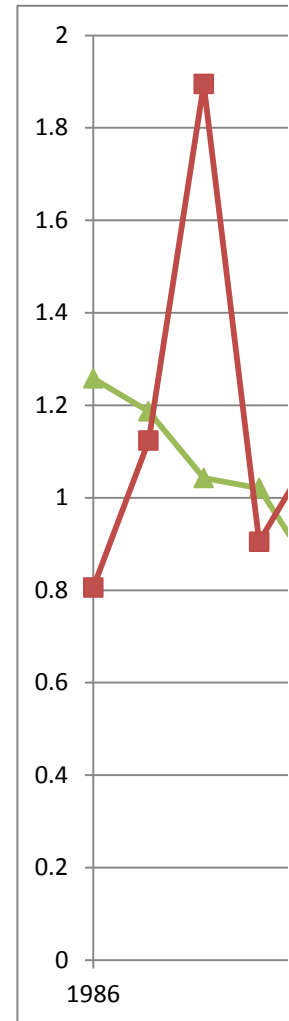


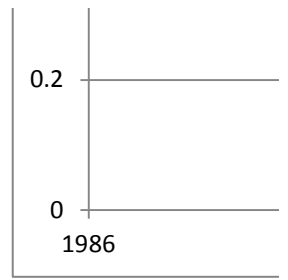


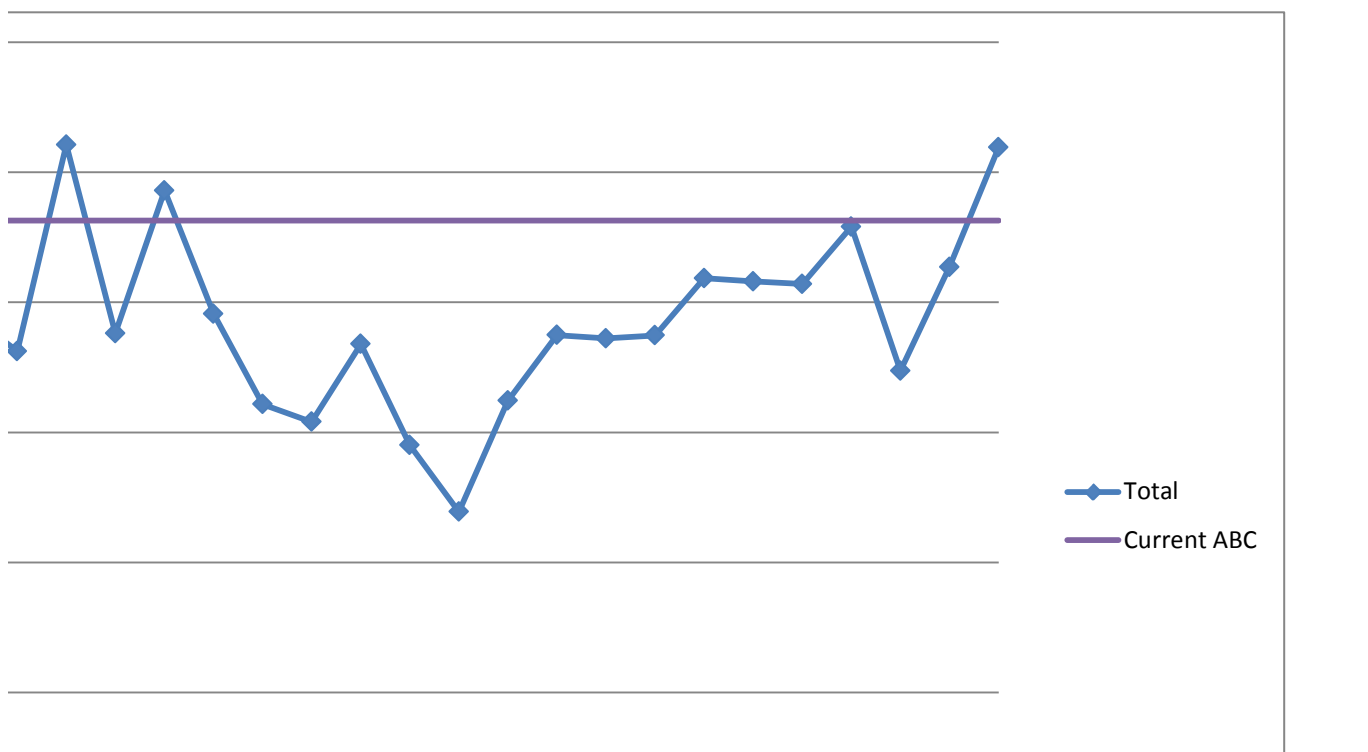
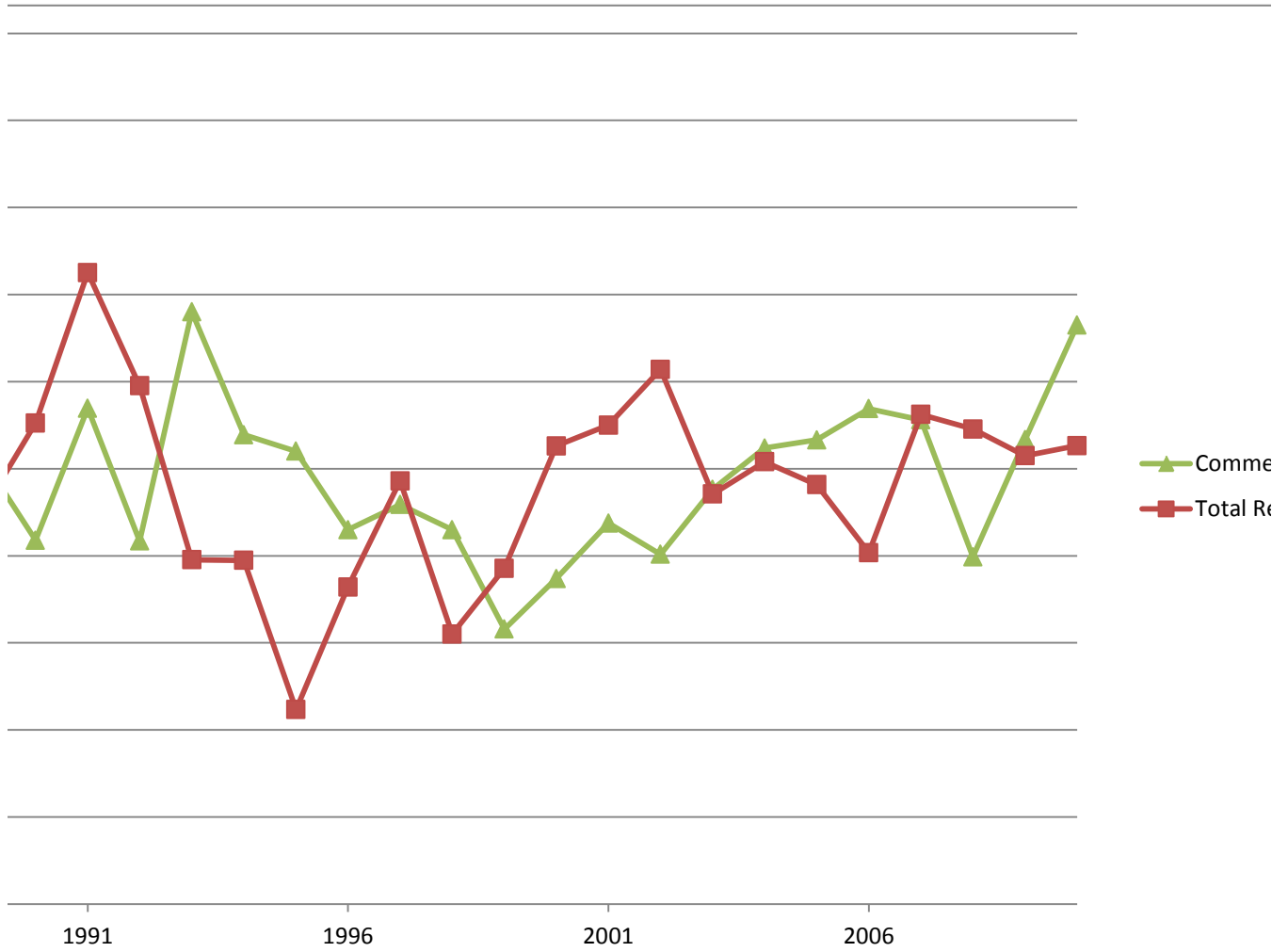



Spanish Mackerel

Year	Commercial	Total Rec	Total	Current ABC	Current ABC
1986	1.257902447	0.805855	1.107973	1.125466903	5,690,000
1987	1.186686942	1.123324	1.165672	1.125466903	
1988	1.042669603	1.894675	1.325253	1.125466903	
1989	1.020639759	0.904921	0.982259	1.125466903	
1990	0.835403917	1.10475	0.924738	1.125466903	
1991	1.138687772	1.450301	1.24204	1.125466903	
1992	0.833976517	1.190371	0.952181	1.125466903	
1993	1.360566624	0.791	1.171659	1.125466903	
1994	1.077992349	0.78967	0.982365	1.125466903	
1995	1.040193924	0.446648	0.843334	1.125466903	
1996	0.859822133	0.728343	0.816215	1.125466903	
1997	0.917754206	0.971878	0.935705	1.125466903	
1998	0.859762053	0.620113	0.780278	1.125466903	
1999	0.631735586	0.771195	0.67799	1.125466903	
2000	0.747666916	1.052407	0.848739	1.125466903	
2001	0.875064798	1.100017	0.949674	1.125466903	
2002	0.803524924	1.228119	0.944349	1.125466903	
2003	0.952572642	0.942002	0.949067	1.125466903	
2004	1.047440723	1.015761	1.036934	1.125466903	
2005	1.066098139	0.963324	1.032011	1.125466903	
2006	1.137809964	0.807119	1.02813	1.125466903	
2007	1.112053431	1.124687	1.116244	1.125466903	
2008	0.797410752	1.091039	0.894798	1.125466903	
2009	1.066493537	1.029607	1.054259	1.125466903	
2010	1.330070342	1.052873	1.238133	1.125466903	







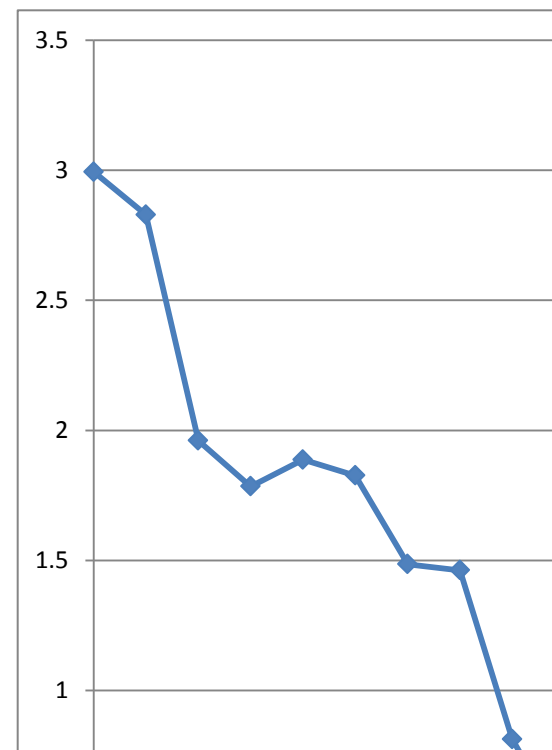
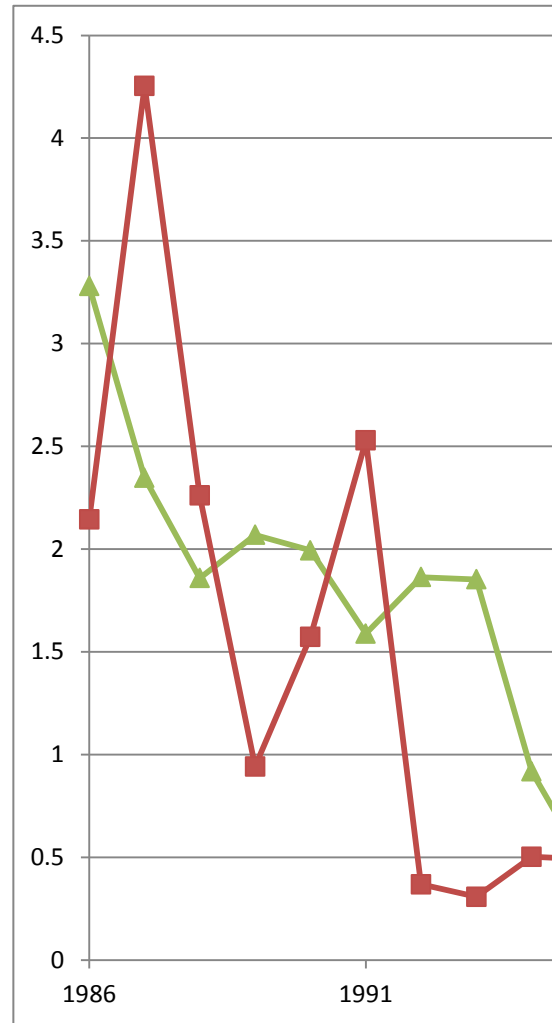



ercial
ec

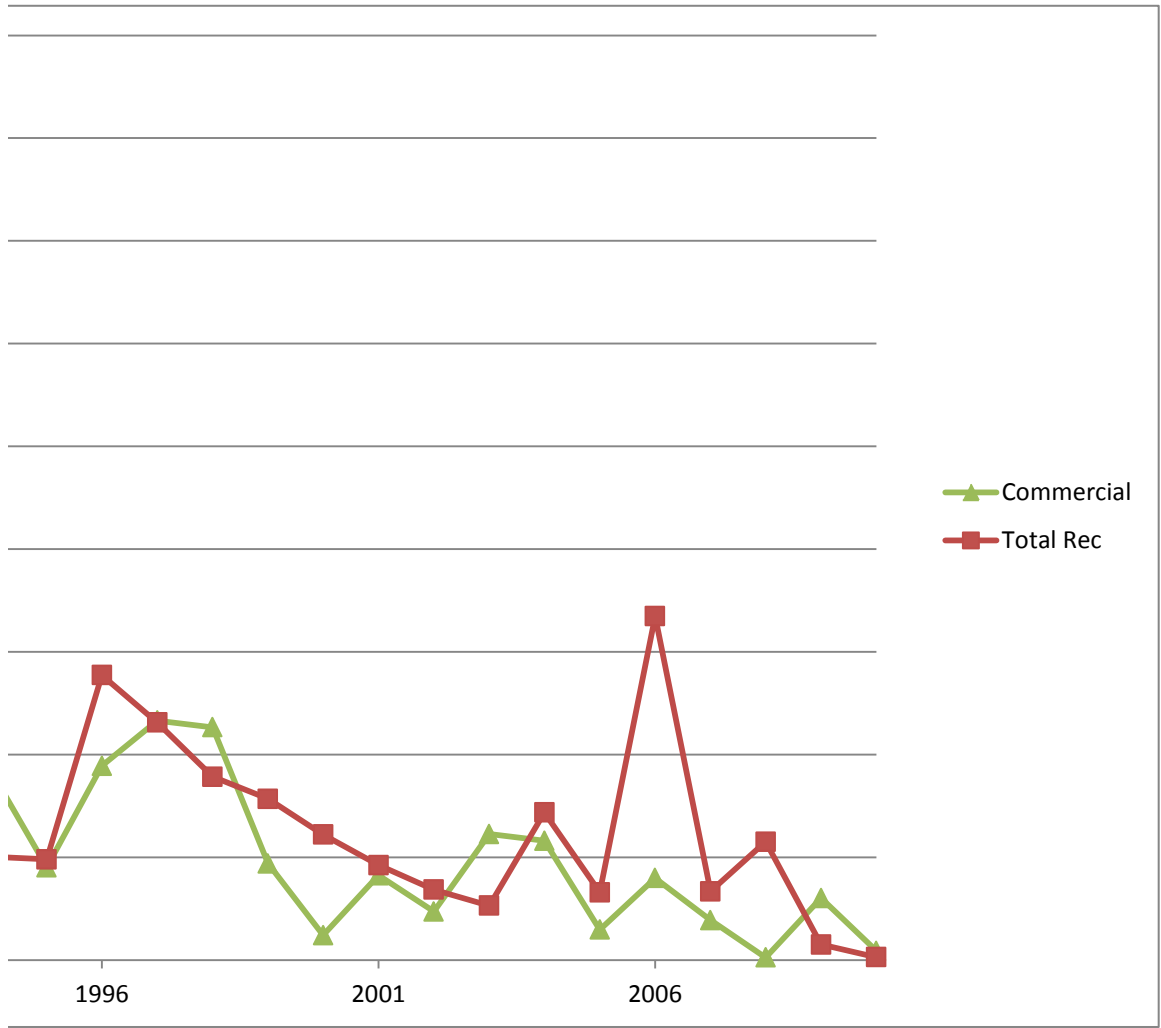
Speckled Hind

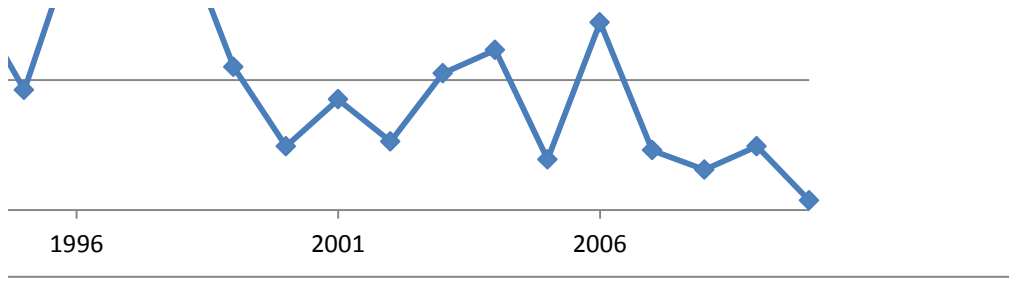
Year	Commerci	Total Rec	Total
1986	3.280142	2.144401	2.993266
1987	2.346458	4.25428	2.828352
1988	1.859143	2.261069	1.960665
1989	2.068984	0.942025	1.784327
1990	1.993676	1.572891	1.88739
1991	1.588799	2.529119	1.826313
1992	1.863439	0.368593	1.485857
1993	1.852745	0.307826	1.462516
1994	0.917782	0.502758	0.812951
1995	0.451214	0.490352	0.4611
1996	0.945017	1.387076	1.056676
1997	1.165917	1.156505	1.16354
1998	1.13265	0.891978	1.071859
1999	0.469767	0.784397	0.549239
2000	0.120823	0.611335	0.244721
2001	0.412188	0.462604	0.424923
2002	0.236528	0.343193	0.263471
2003	0.613256	0.265442	0.525402
2004	0.580537	0.718673	0.615428
2005	0.148516	0.330224	0.194413
2006	0.39921	1.673657	0.721121
2007	0.194122	0.334808	0.229657
2008	0.012521	0.576135	0.154883
2009	0.301875	0.076213	0.244876
2010	0.044692	0.014447	0.037052

Overall Median
10,557



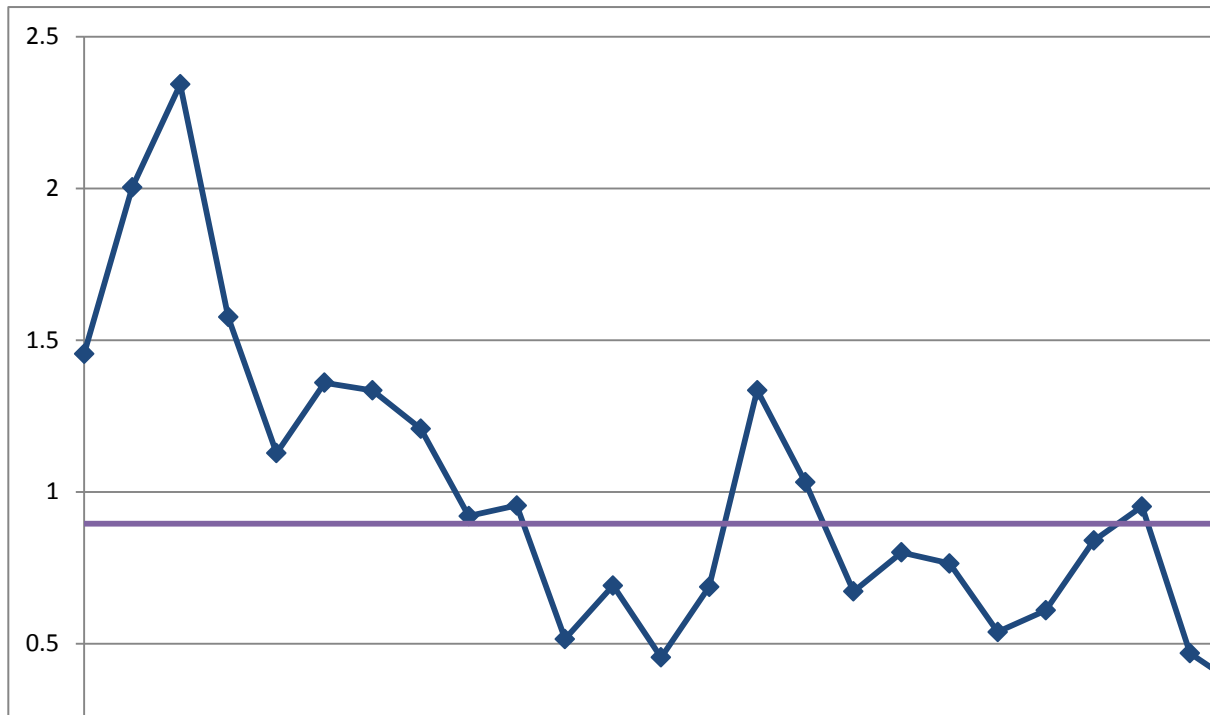



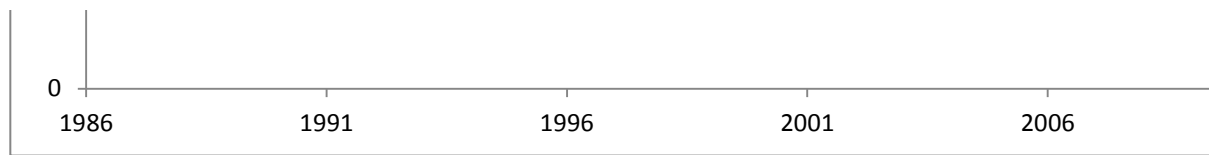


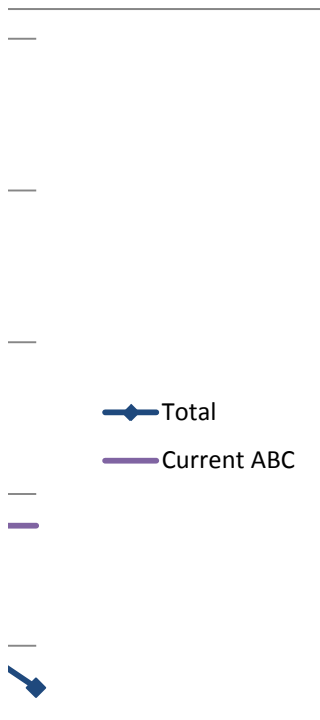
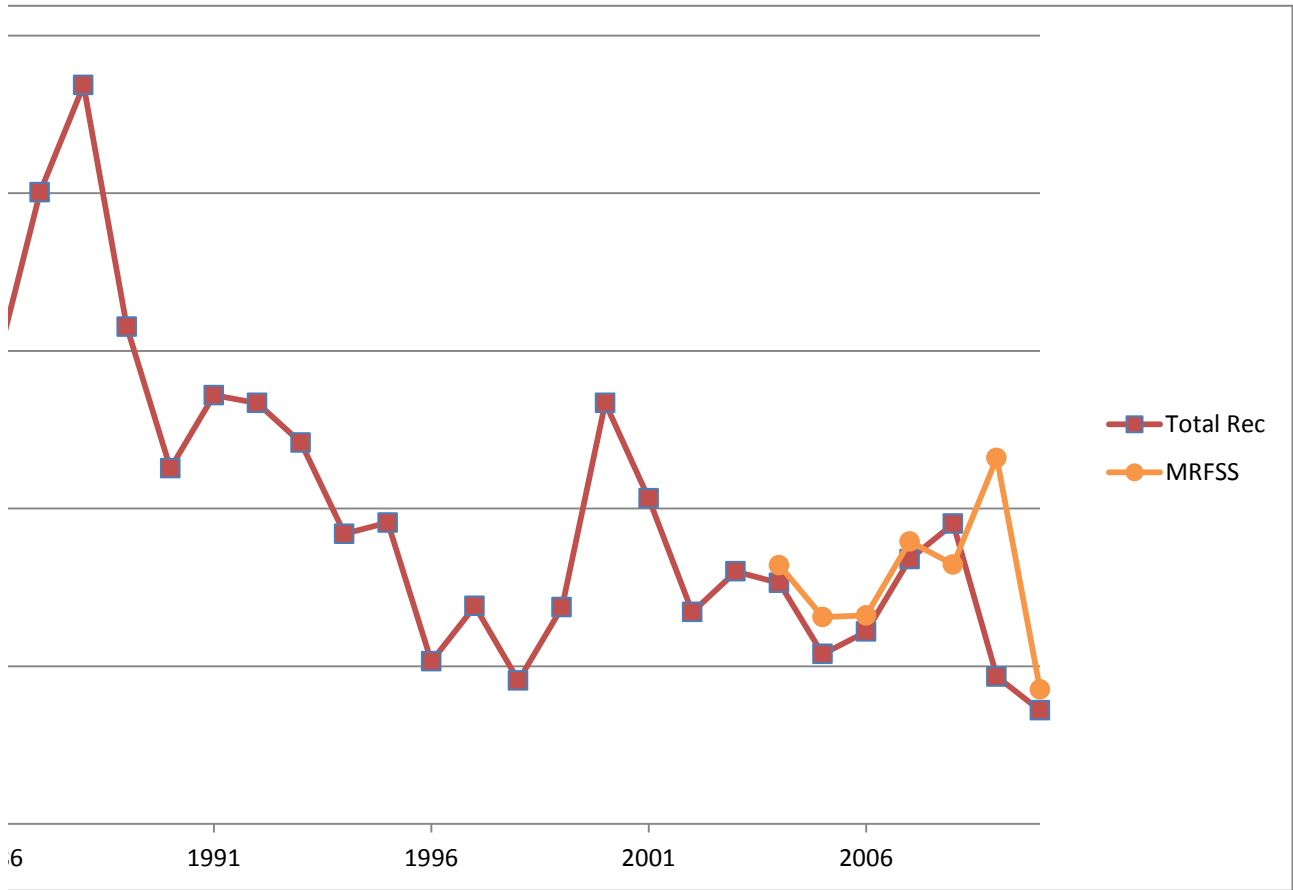


Tomtate

Year	Commercial	Total Rec	Total	Current ABC	MRFSS	Current ABC
1986	0	1.45518	1.45504	0.895461	0.820236	70,948
1987	0	2.003051	2.002859	0.895461	0.655867	
1988	0	2.342559	2.342334	0.895461	0.66121	3rd largest
1989	0	1.575943	1.575791	0.895461	0.895547	75,416
1990	0	1.127369	1.127261	0.895461	0.822466	
1991	0	1.359566	1.359436	0.895461	1.160657	
1992	0	1.334269	1.334141	0.895461	0.426399	
1993	0	1.208482	1.208366	0.895461		
1994	0	0.920043	0.919955	0.895461		
1995	0	0.955267	0.955176	0.895461		
1996	0	0.515245	0.515195	0.895461		
1997	0	0.691115	0.691049	0.895461		
1998	0	0.45472	0.454676	0.895461		
1999	0	0.686918	0.686852	0.895461		
2000	0	1.335006	1.334878	0.895461		
2001	0	1.032095	1.031996	0.895461		
2002	0	0.671587	0.671523	0.895461		
2003	0	0.800686	0.800609	0.895461		
2004	0	0.763895	0.763822	0.895461		
2005	0	0.538501	0.538449	0.895461		
2006	0	0.609846	0.609787	0.895461		
2007	0	0.839496	0.839416	0.895461		
2008	0	0.951947	0.951856	0.895461		
2009	9.868421053	0.467304	0.468205	0.895461		
2010	15.13157895	0.35991	0.361327	0.895461		

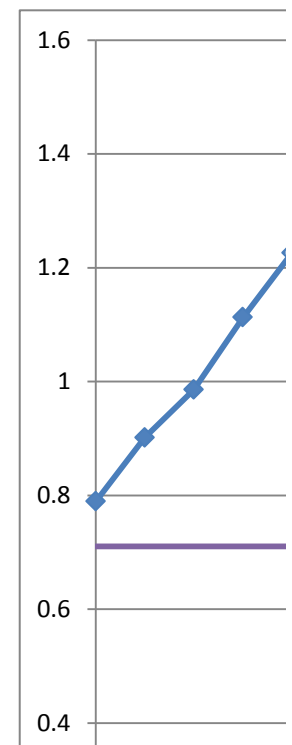
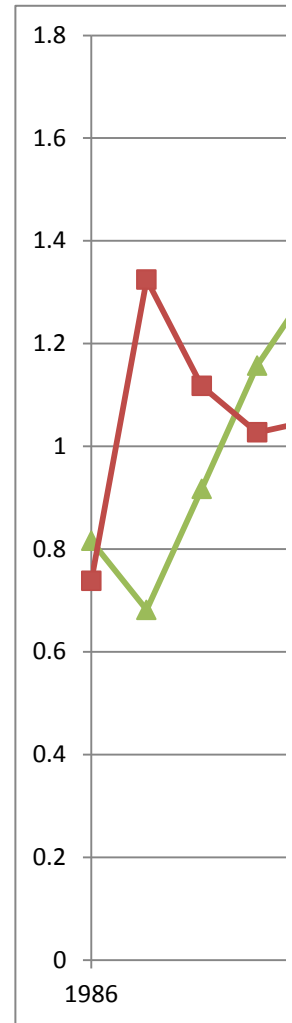


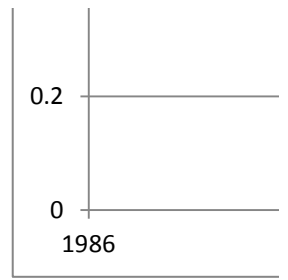


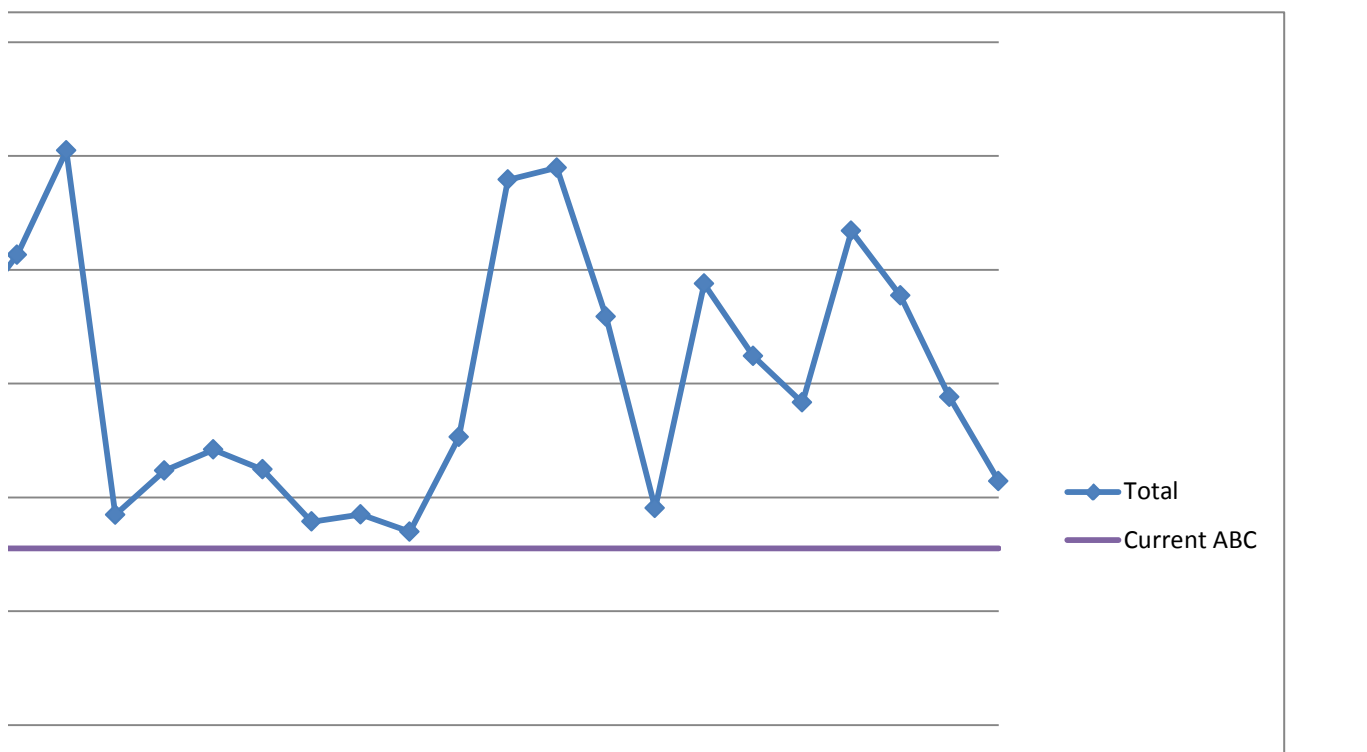
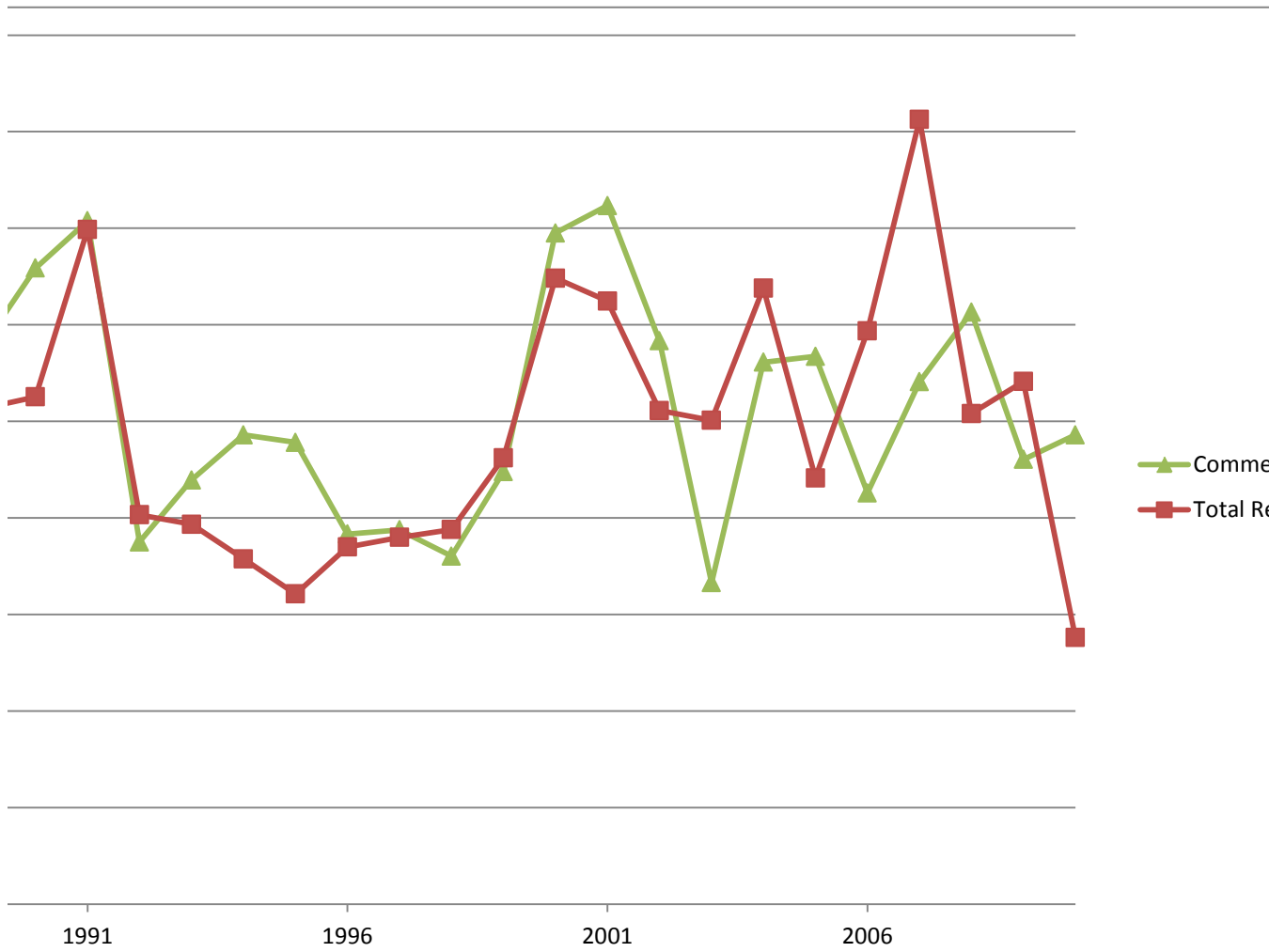


Vermilion Snapper

Year	Commercial	Total Rec	Total	Current ABC	Current ABC
1986	0.816199973	0.738061	0.789458	0.71068426	1,078,000
1987	0.681552797	1.324803	0.901697	0.71068426	
1988	0.917222691	1.117559	0.985785	0.71068426	
1989	1.157186349	1.027091	1.112663	0.71068426	
1990	1.317482851	1.05073	1.22619	0.71068426	
1991	1.41537946	1.397622	1.409302	0.71068426	
1992	0.750092651	0.806378	0.769356	0.71068426	
1993	0.87846957	0.786904	0.847132	0.71068426	
1994	0.971829863	0.71518	0.883995	0.71068426	
1995	0.956412806	0.642511	0.848984	0.71068426	
1996	0.766532033	0.739831	0.757394	0.71068426	
1997	0.775307988	0.759704	0.769968	0.71068426	
1998	0.720894256	0.775891	0.739716	0.71068426	
1999	0.89588918	0.924627	0.905724	0.71068426	
2000	1.390031821	1.296623	1.358064	0.71068426	
2001	1.446827971	1.24925	1.379209	0.71068426	
2002	1.166657887	1.022593	1.117353	0.71068426	
2003	0.665745853	1.002125	0.780867	0.71068426	
2004	1.122597697	1.275983	1.175092	0.71068426	
2005	1.13456491	0.882882	1.04843	0.71068426	
2006	0.851682658	1.187145	0.966491	0.71068426	
2007	1.081966305	1.625389	1.267946	0.71068426	
2008	1.226234359	1.016178	1.154345	0.71068426	
2009	0.921170668	1.08265	0.976435	0.71068426	
2010	0.972067404	0.55229	0.828404	0.71068426	







1991

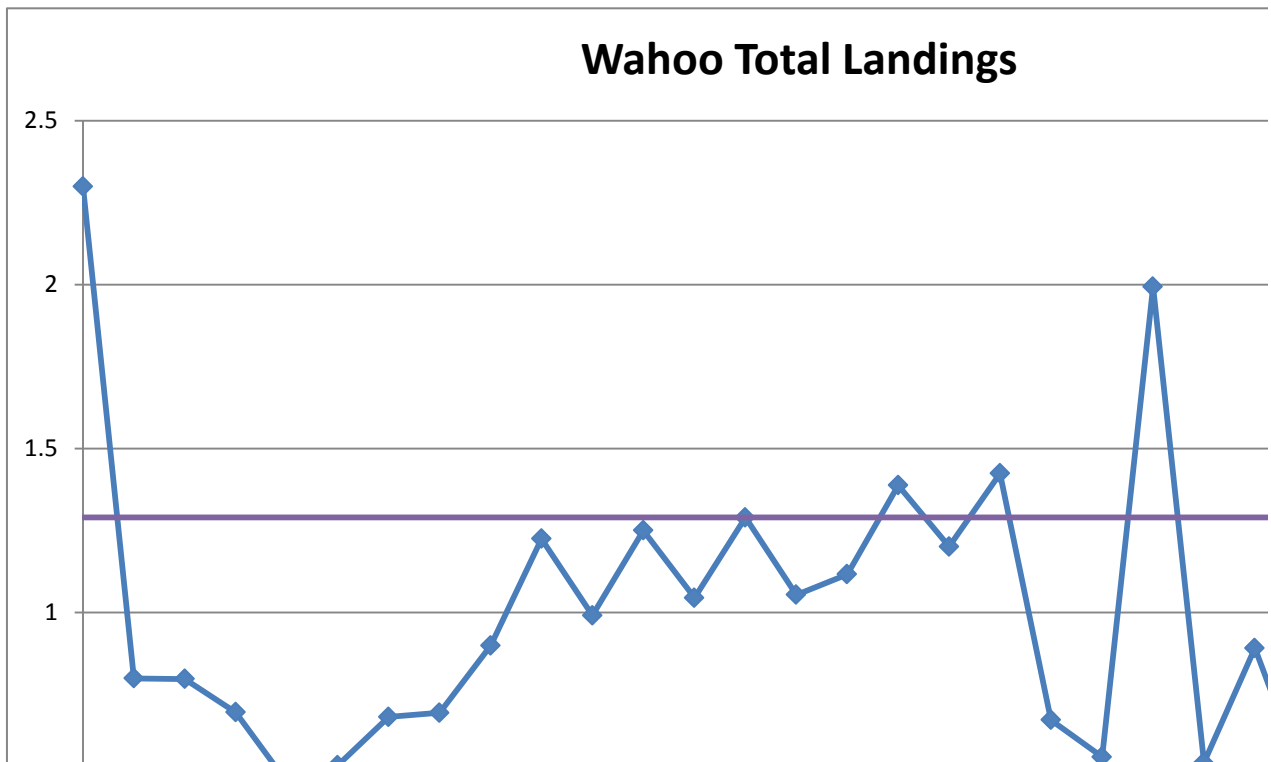
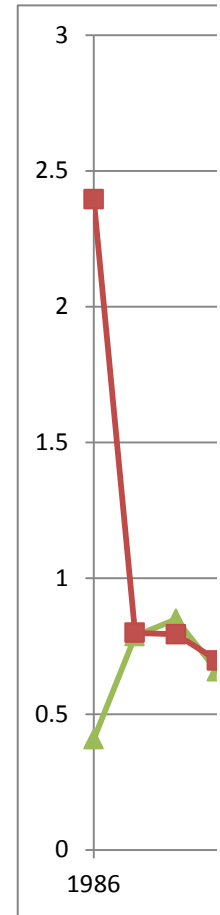
1996


2001

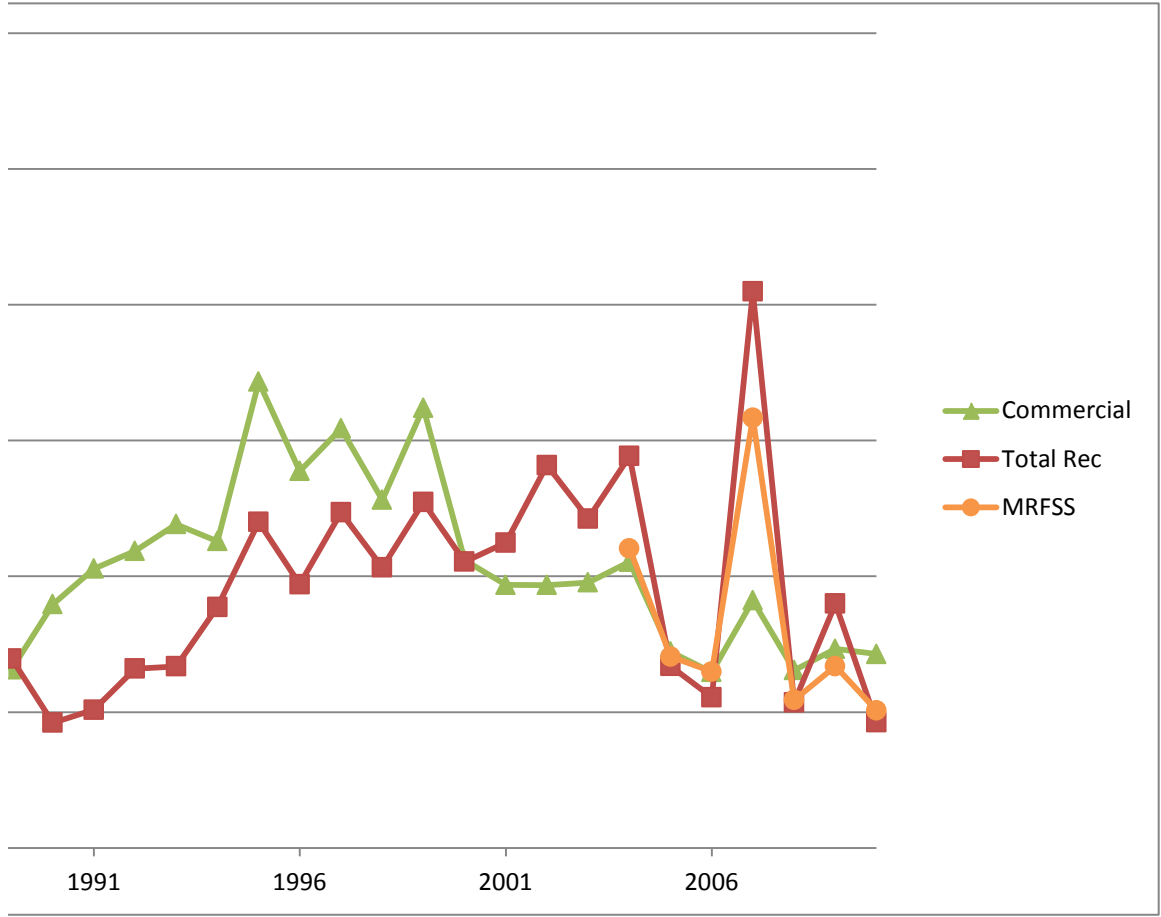
2006


ercial
ec

Year	Commercial	Total Rec	Total	Current ABC	MRFSS	Current ABC
1986	0.407391471	2.395858	2.299498	1.28974021	1.103023	1,566,164
1987	0.787032128	0.799583	0.798975	1.28974021	0.704604	
1988	0.849824081	0.794267	0.796959	1.28974021	0.649343	3rd Highest
1989	0.657199781	0.697366	0.695419	1.28974021	1.583915	1,685,388
1990	0.897440603	0.461294	0.48243	1.28974021	0.544913	
1991	1.027782763	0.508909	0.534054	1.28974021	0.669361	
1992	1.093684574	0.660424	0.68142	1.28974021	0.506728	
1993	1.191653615	0.668756	0.694095	1.28974021		
1994	1.129252519	0.887208	0.898938	1.28974021		
1995	1.716149105	1.199895	1.224913	1.28974021		
1996	1.387404767	0.970958	0.991138	1.28974021		
1997	1.544359158	1.235415	1.250386	1.28974021		
1998	1.281244732	1.032652	1.044698	1.28974021		
1999	1.620270296	1.272907	1.28974	1.28974021		
2000	1.059951955	1.053737	1.054038	1.28974021		
2001	0.968372569	1.123865	1.11633	1.28974021		
2002	0.967692818	1.409323	1.387922	1.28974021		
2003	0.97741325	1.212442	1.201053	1.28974021		
2004	1.0535623	1.442722	1.423863	1.28974021		
2005	0.722608774	0.669844	0.672401	1.28974021		
2006	0.647343399	0.555036	0.55951	1.28974021		
2007	0.911307514	2.048606	1.993494	1.28974021		
2008	0.654429798	0.536093	0.541828	1.28974021		
2009	0.732465156	0.899712	0.891608	1.28974021		
2010	0.714162874	0.463126	0.475291	1.28974021		





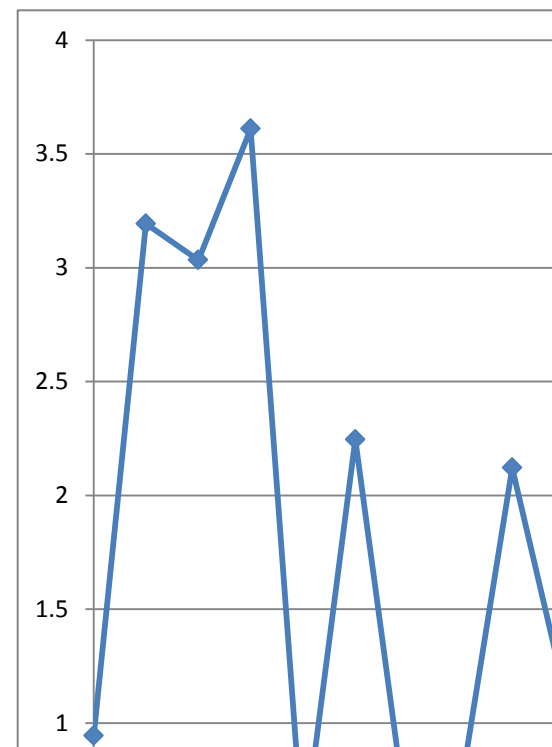
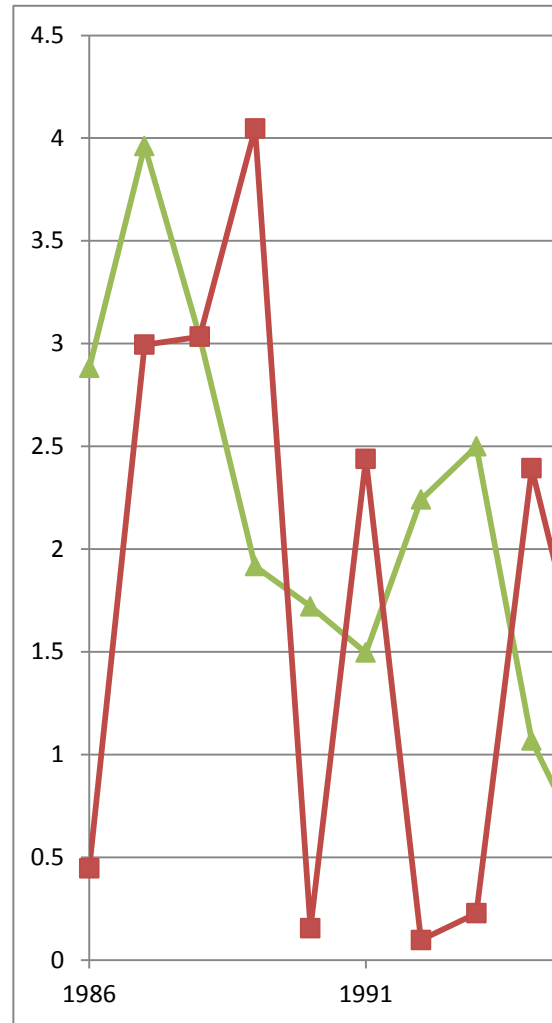


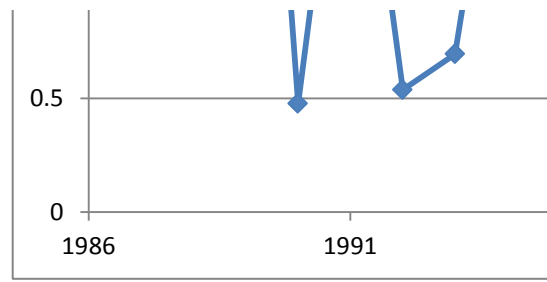


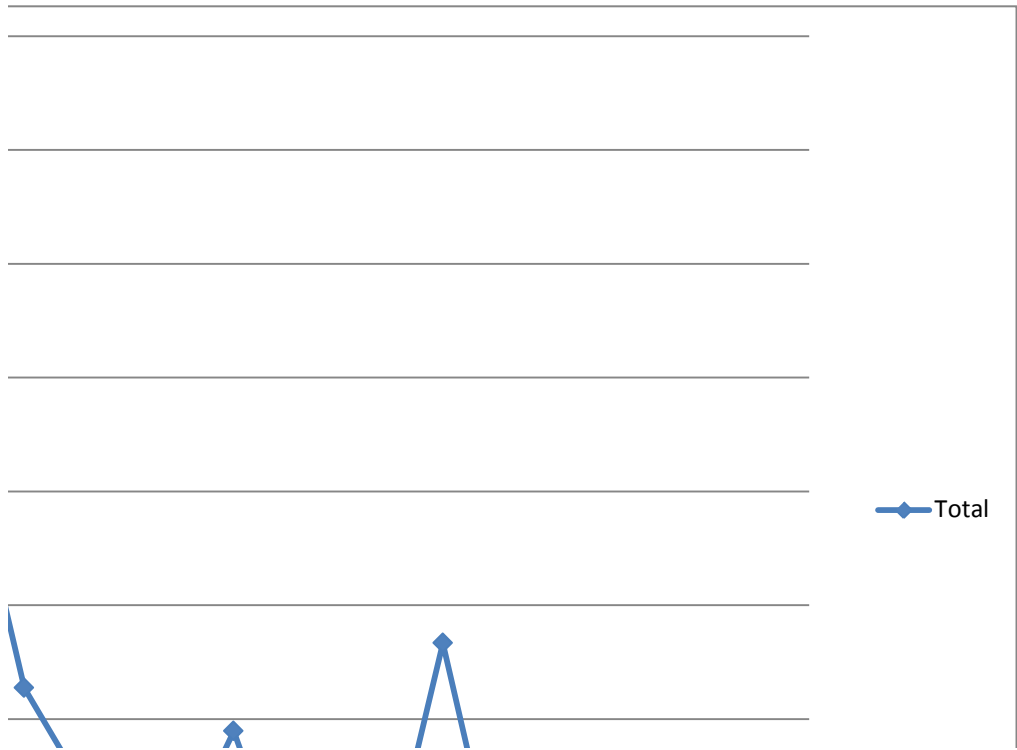
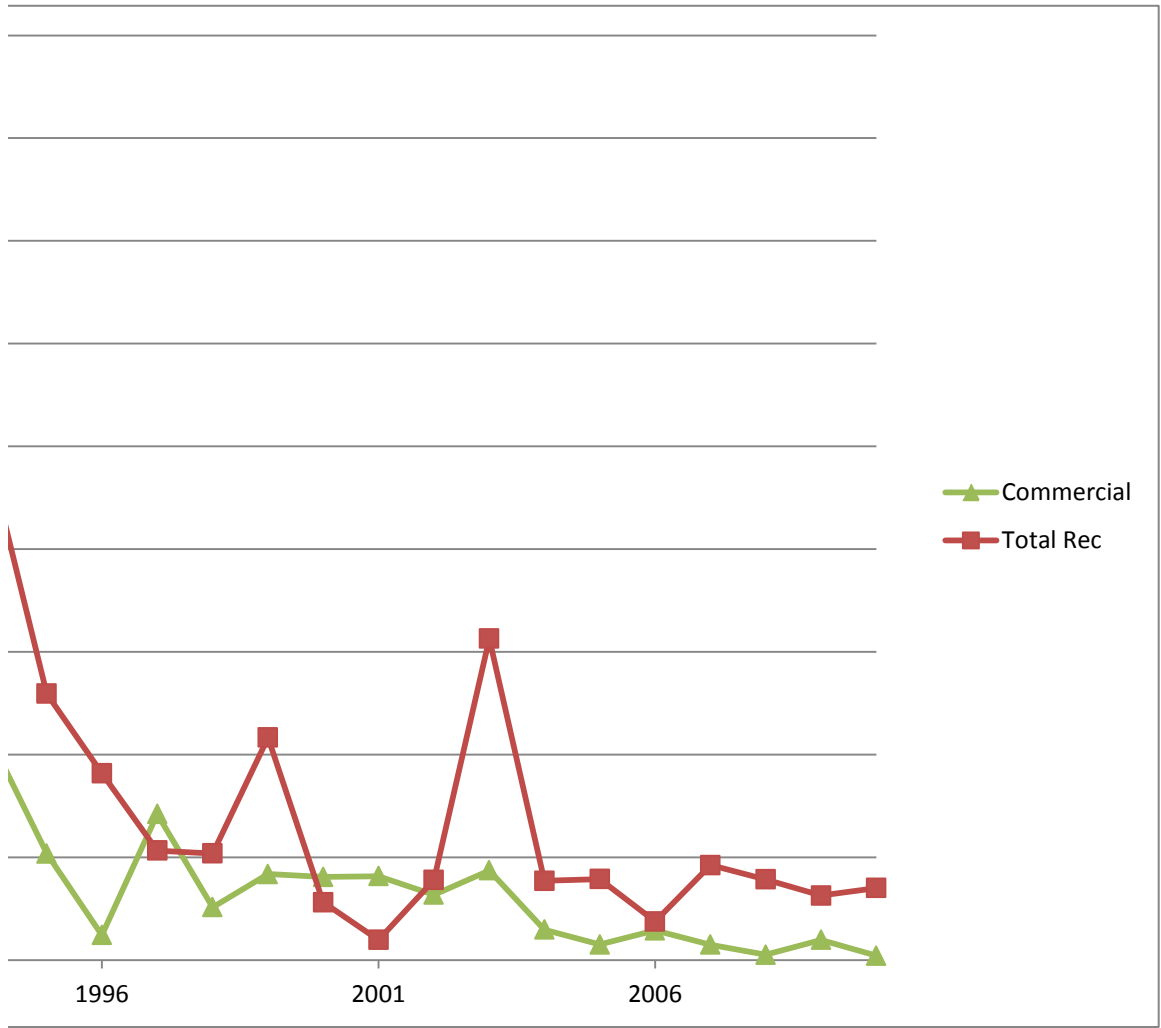
Warsaw Grouper

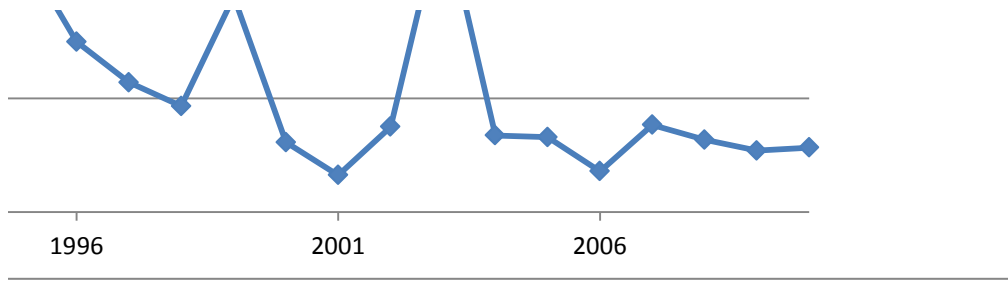
Year	Commerci	Total Rec	Total
1986	2.88129	0.445841	0.945226
1987	3.961295	2.994934	3.193084
1988	3.03281	3.033658	3.033484
1989	1.916489	4.047295	3.610377
1990	1.720785	0.155284	0.476287
1991	1.496229	2.438959	2.245654
1992	2.240712	0.098048	0.537398
1993	2.499062	0.228091	0.693749
1994	1.067193	2.39317	2.121281
1995	0.518112	1.296363	1.136784
1996	0.121962	0.90955	0.748056
1997	0.711092	0.533082	0.569582
1998	0.257442	0.519331	0.465631
1999	0.418847	1.083001	0.946817
2000	0.404321	0.281515	0.306696
2001	0.40886	0.098389	0.162051
2002	0.318171	0.389544	0.374909
2003	0.436198	1.564822	1.3334
2004	0.148291	0.385785	0.337087
2005	0.07576	0.394679	0.329285
2006	0.144458	0.187925	0.179012
2007	0.075356	0.462674	0.383255
2008	0.025926	0.393073	0.31779
2009	0.098256	0.31424	0.269953
2010	0.021084	0.350747	0.28315

Overall Median
25,980



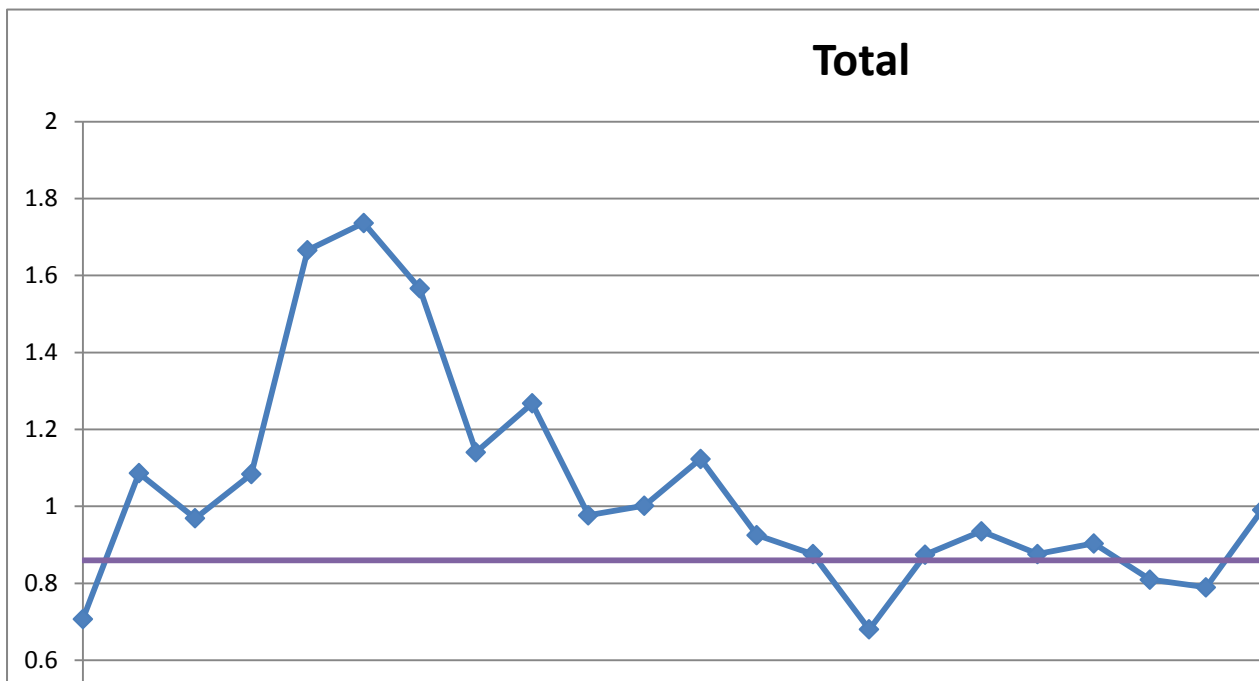
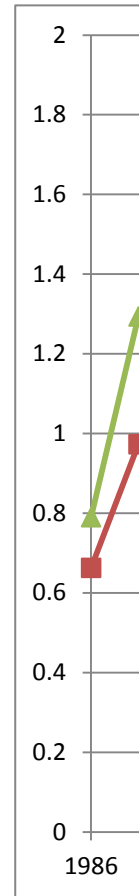




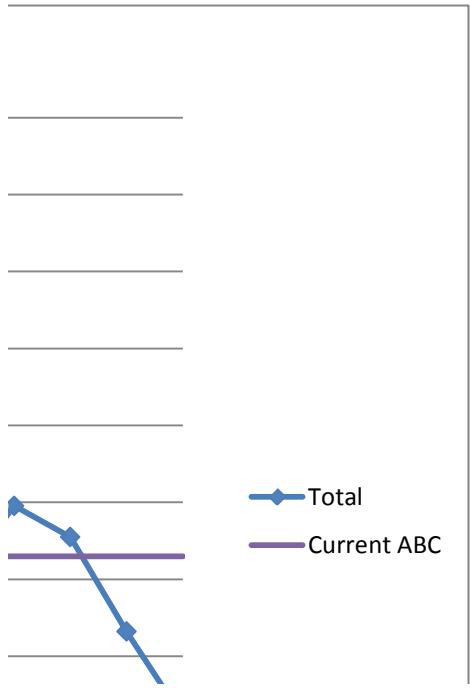
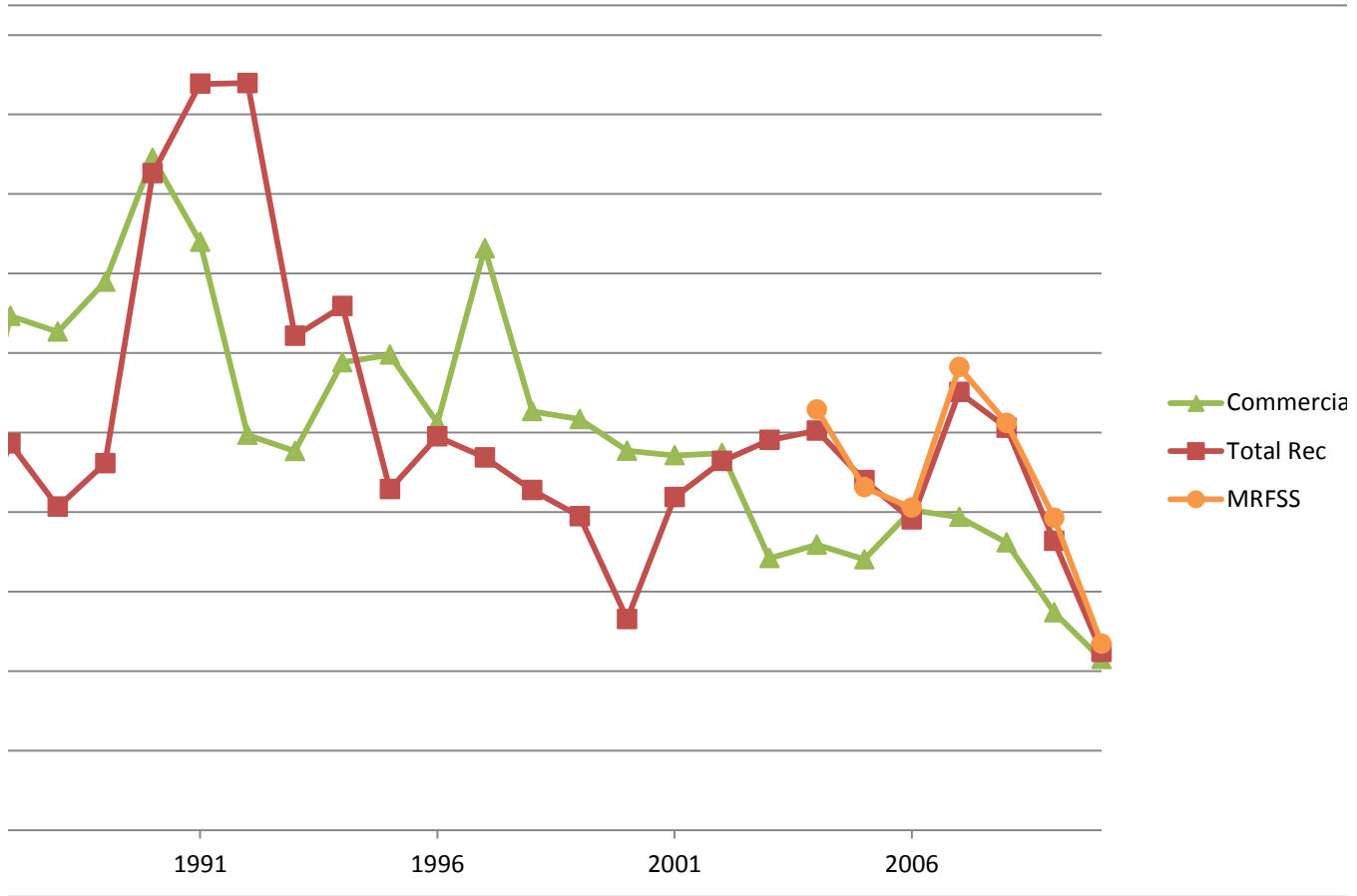


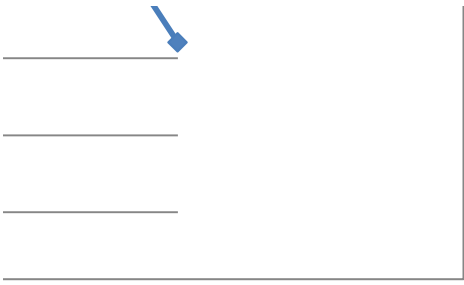
White Grunt

Year	Commercial	Total Rec	Total	Current ABC	MRFSS	Current ABC
1986	0.789008946	0.662167	0.706957	0.859228	1.057823	635,899
1987	1.293245952	0.972855	1.08599	0.859228	0.862385	
1988	1.253507752	0.813204	0.968683	0.859228	0.810737	Median
1989	1.379093475	0.922706	1.083864	0.859228	1.164183	648,251
1990	1.690819278	1.651926	1.66566	0.859228	1.023916	
1991	1.479565879	1.87688	1.736582	0.859228	0.78534	
1992	0.99402515	1.878783	1.56636	0.859228	0.469136	
1993	0.953425988	1.243006	1.14075	0.859228		
1994	1.176556842	1.317577	1.267781	0.859228		
1995	1.195811789	0.857322	0.976848	0.859228		
1996	1.023910113	0.9899	1.00191	0.859228		
1997	1.462981829	0.937504	1.123059	0.859228		
1998	1.053339723	0.855013	0.925045	0.859228		
1999	1.03354524	0.789595	0.875738	0.859228		
2000	0.954072666	0.530728	0.680218	0.859228		
2001	0.94243628	0.837196	0.874358	0.859228		
2002	0.948271693	0.928181	0.935276	0.859228		
2003	0.683841426	0.981045	0.876097	0.859228		
2004	0.718191915	1.004696	0.903527	0.859228		
2005	0.680998337	0.879924	0.80968	0.859228		
2006	0.804808563	0.780937	0.789367	0.859228		
2007	0.787570182	1.101733	0.990797	0.859228		
2008	0.723166364	1.011853	0.909913	0.859228		
2009	0.547839971	0.727544	0.664087	0.859228		
2010	0.429964646	0.447725	0.441454	0.859228		





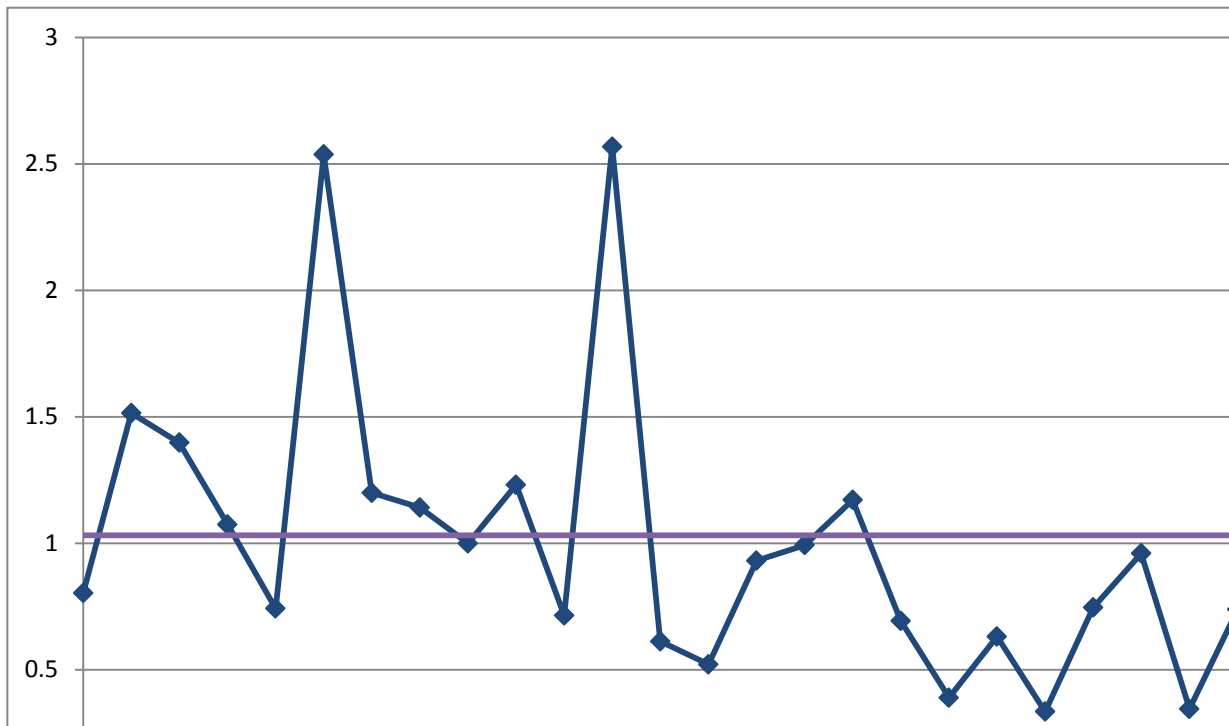







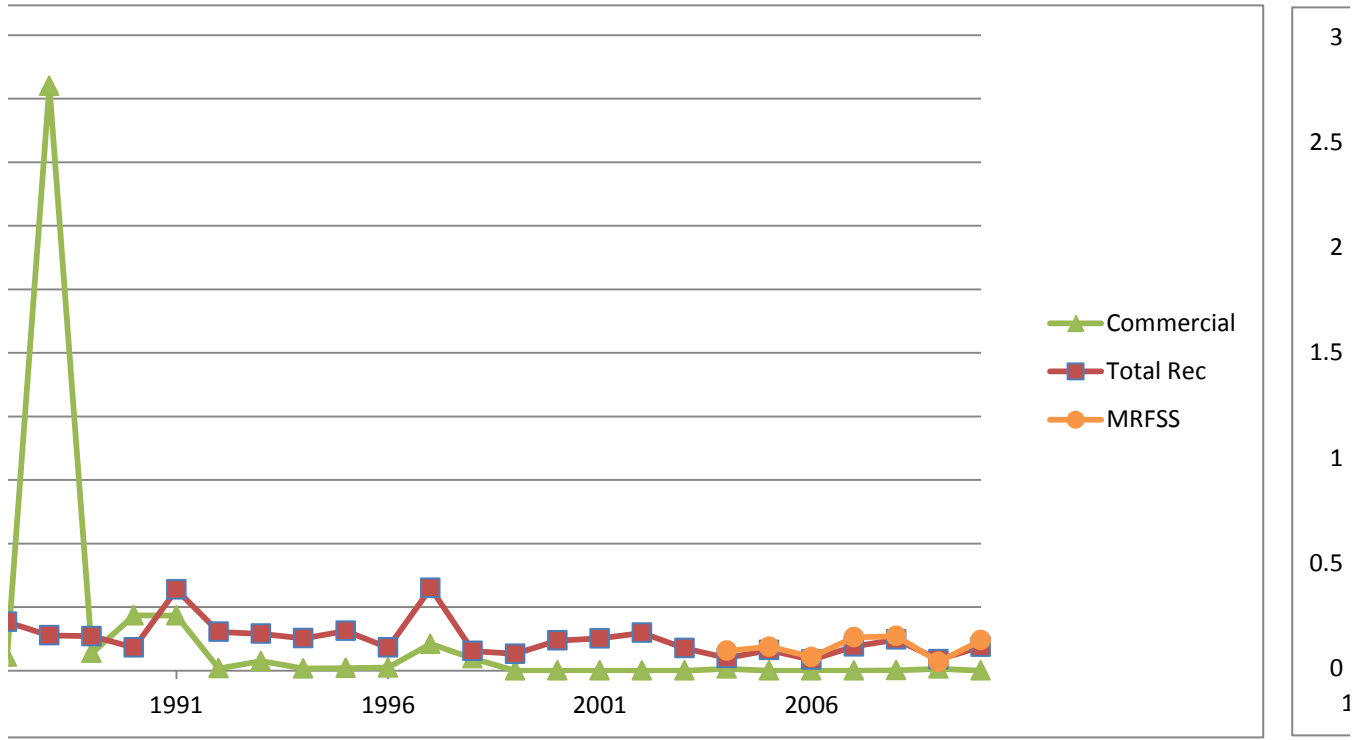
al

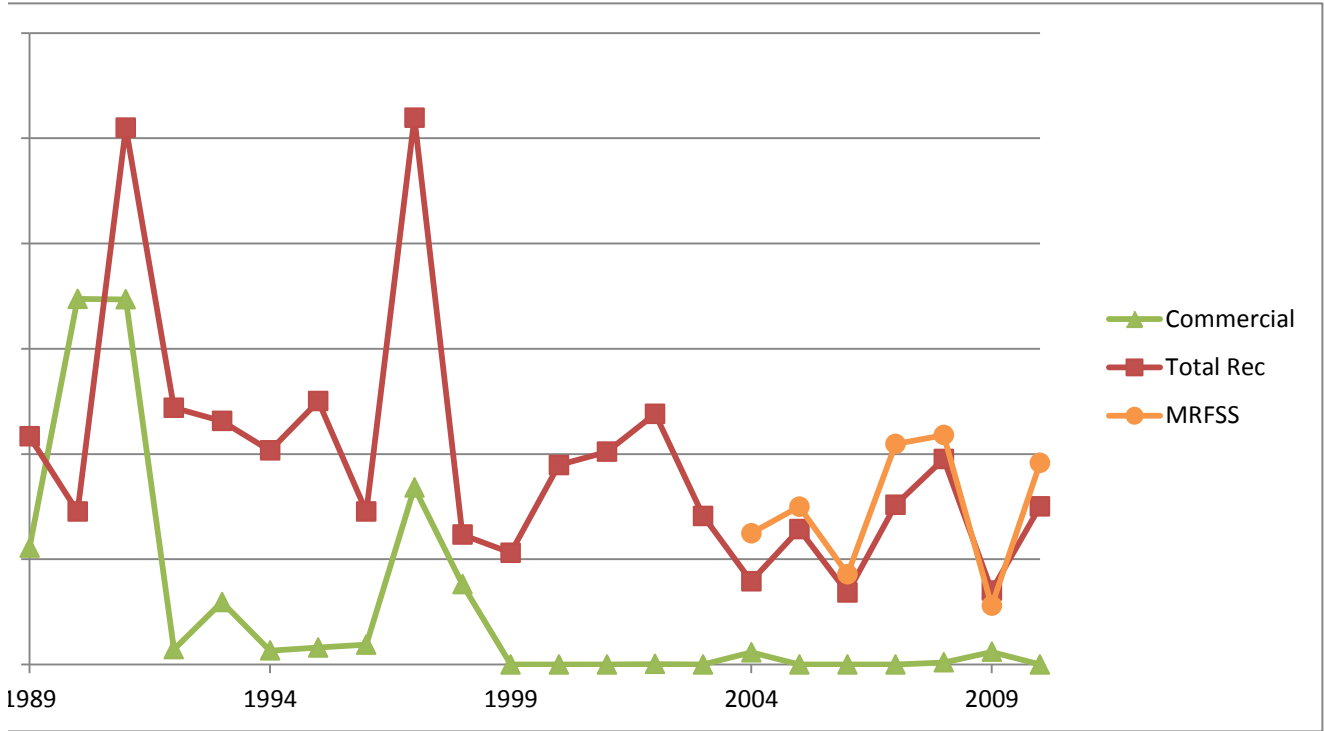
Whitebone Porgy

Year	Commercial	Total Rec	Total	Current ABC	MRFSS	Current ABC
1986	0.17845685	0.814234	0.803577	1.031318	0.623369	30,684
1987	0.431103625	1.533477	1.514999	1.031318	0.749675	
1988	18.40311197	1.107741	1.397654	1.031318	0.428734	3rd largest
1989	0.55542188	1.08357	1.074717	1.031318	1.048037	28,572
1990	1.7364453	0.725828	0.742769	1.031318	1.08986	
1991	1.734440167	2.550267	2.536591	1.031318	0.27868	
1992	0.072184793	1.219413	1.200183	1.031318	0.957263	
1993	0.296759705	1.156243	1.141836	1.031318		
1994	0.066169394	1.016225	1.0003	1.031318		
1995	0.080205326	1.251144	1.231516	1.031318		
1996	0.094241258	0.725892	0.715304	1.031318		
1997	0.840150786	2.597201	2.567748	1.031318		
1998	0.380975297	0.616514	0.612566	1.031318		
1999	0	0.530952	0.522052	1.031318		
2000	0	0.947303	0.931424	1.031318		
2001	0	1.010162	0.993229	1.031318		
2002	0.002005133	1.19109	1.171158	1.031318		
2003	0	0.705956	0.694123	1.031318		
2004	0.058148861	0.395641	0.389983	1.031318		
2005	0	0.642715	0.631941	1.031318		
2006	0	0.341039	0.335323	1.031318		
2007	0	0.758764	0.746045	1.031318		
2008	0.010025666	0.976535	0.960334	1.031318		
2009	0.060153994	0.350985	0.34611	1.031318		
2010	0	0.751107	0.738517	1.031318		



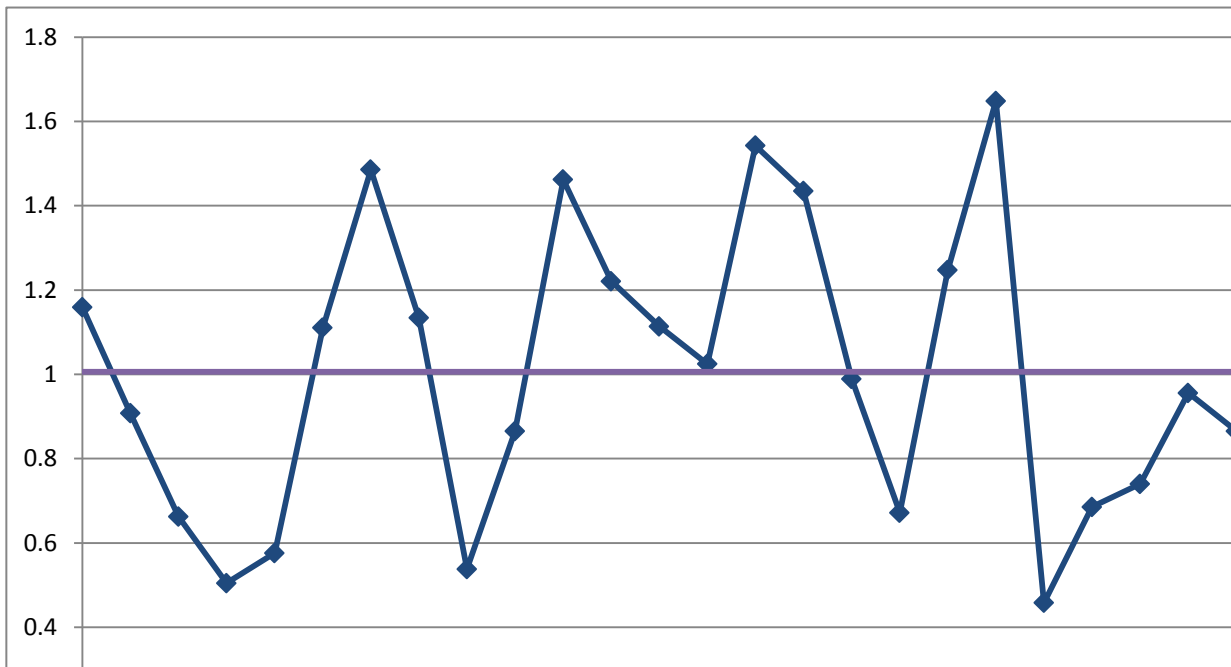





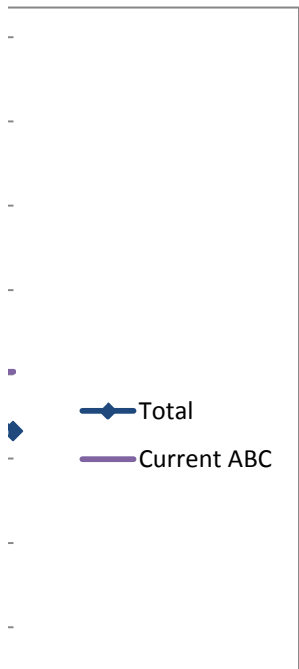
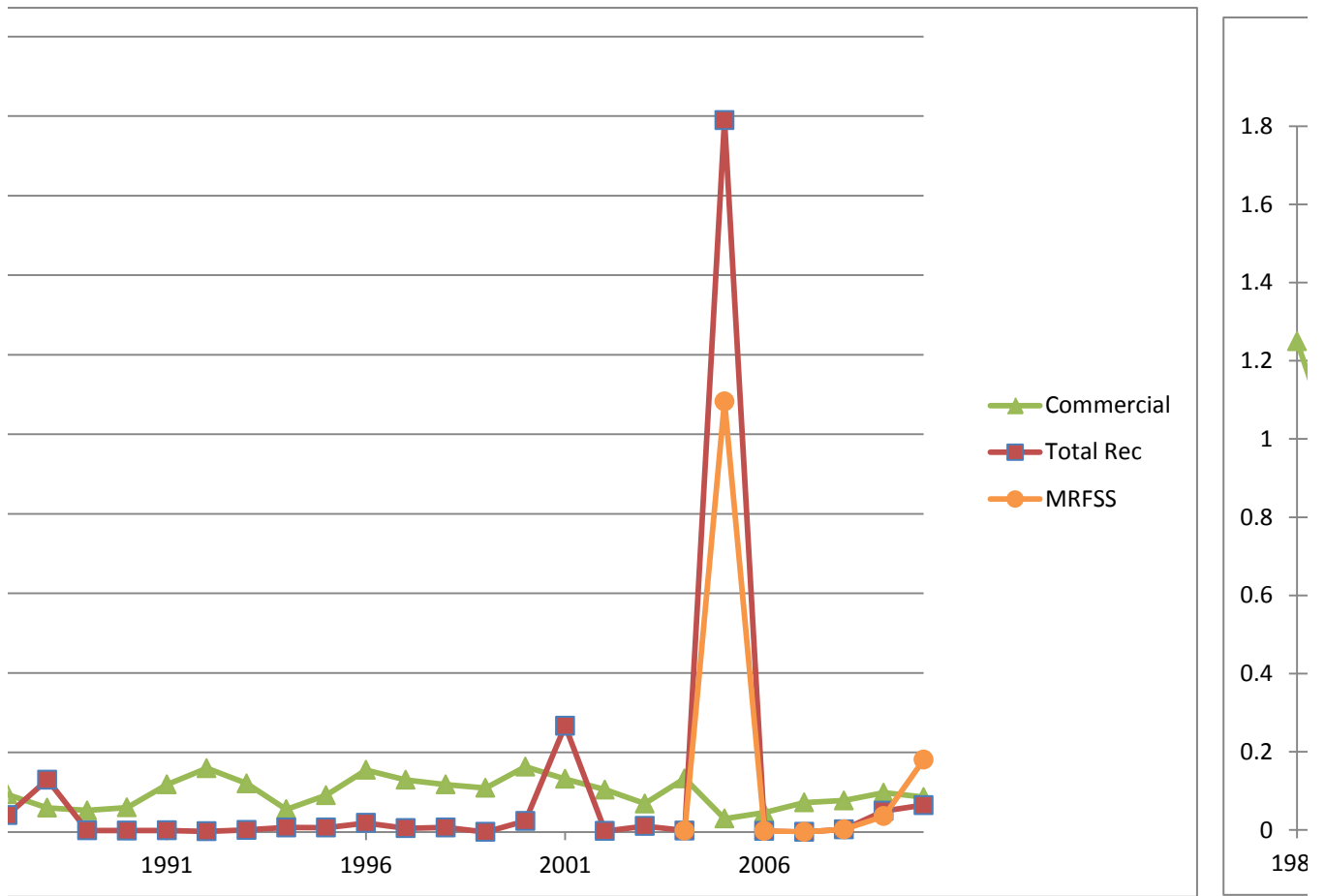


Yellowedge Grouper

Year	Commercial	Total Rec	Total	Current ABC	MRFSS	Current ABC
1986	1.249471127	0.041797	1.15934	1.006122	0.038364	30,221
1987	0.945962865	0.428538	0.907346	1.006122	10.8256	
1988	0.610002677	1.315617	0.662664	1.006122	0.023839	Median
1989	0.542004738	0.042511	0.504726	1.006122	0	30,234
1990	0.619464824	0.036752	0.575976	1.006122	0.067548	
1991	1.196331997	0.041236	1.110125	1.006122	0.398177	
1992	1.603851921	0.018587	1.48554	1.006122	1.81993	
1993	1.220940775	0.051189	1.13364	1.006122		
1994	0.572190066	0.115998	0.538143	1.006122		
1995	0.925707394	0.111504	0.864942	1.006122		
1996	1.56111036	0.229291	1.461714	1.006122		
1997	1.311388827	0.09428	1.220553	1.006122		
1998	1.194317243	0.11351	1.113654	1.006122		
1999	1.107179143	0	1.024548	1.006122		
2000	1.644362863	0.278736	1.542443	1.006122		
2001	1.335206095	2.671188	1.434913	1.006122		
2002	1.066416357	0.023681	0.988595	1.006122		
2003	0.713834451	0.148553	0.671646	1.006122		
2004	1.344848131	0.038364	1.247342	1.006122		
2005	0.337974942	17.89741	1.648473	1.006122		
2006	0.492715226	0.023839	0.457722	1.006122		
2007	0.740529938	0	0.685263	1.006122		
2008	0.794064823	0.06736	0.739829	1.006122		
2009	0.989711804	0.532897	0.955619	1.006122		
2010	0.880411413	0.677165	0.865243	1.006122		







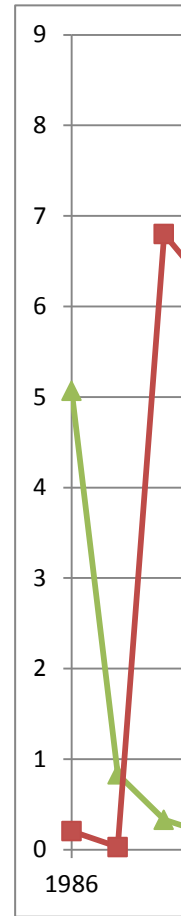


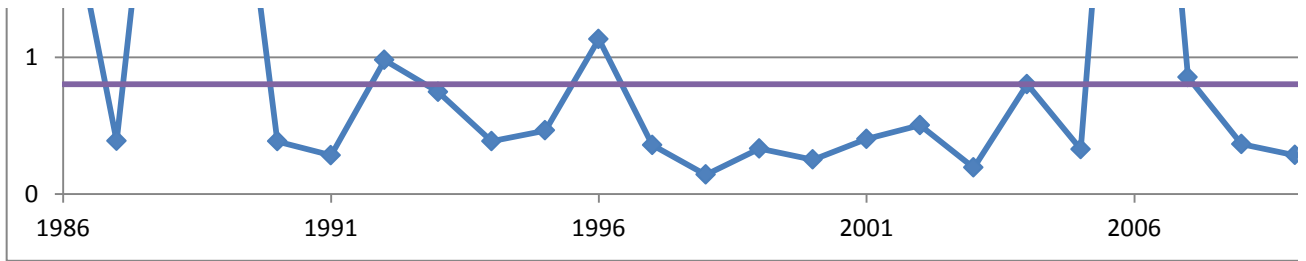
Commercial


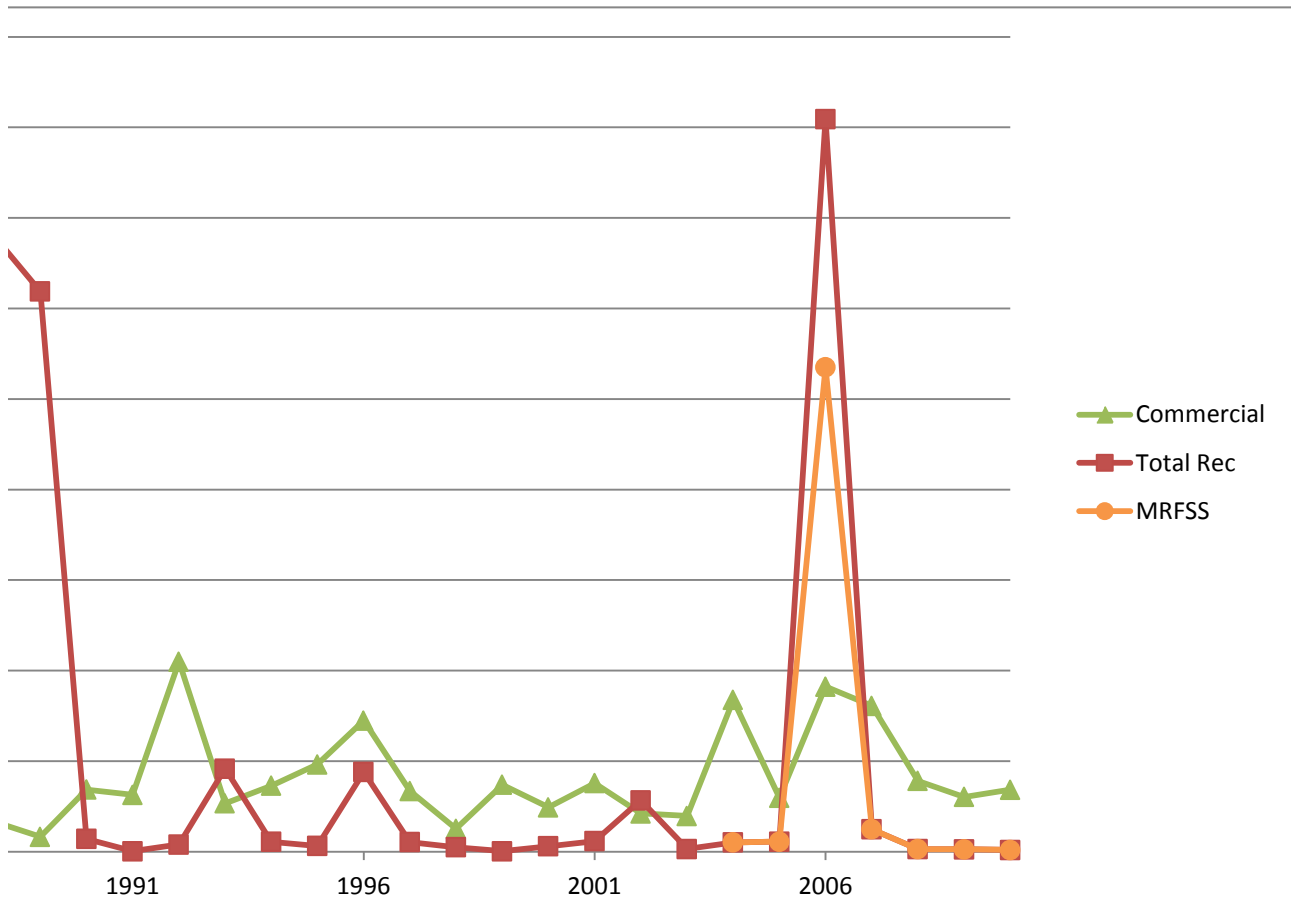


Yellowfin Grouper

Year	Commercial	Total Rec	Total	Current ABC	MRFSS	Current ABC
1986	5.069113646	0.205878	2.37224	0.803800033	0.102624	9,258
1987	0.833027981	0.030288	0.387874	0.803800033	0.111481	
1988	0.330755377	6.800456	3.918483	0.803800033	5.351085	3rd Highest
1989	0.164500612	6.188268	3.504939	0.803800033	0.248314	9,258
1990	0.687238339	0.142235	0.385011	0.803800033	0.029865	
1991	0.627986934	0.006613	0.283409	0.803800033	0.027265	
1992	2.099526768	0.080551	0.979918	0.803800033	0.019626	
1993	0.533847365	0.91921	0.747547	0.803800033		
1994	0.729532927	0.1102	0.386086	0.803800033		
1995	0.964004771	0.064591	0.465241	0.803800033		
1996	1.448346028	0.880674	1.133548	0.803800033		
1997	0.670476428	0.107384	0.358217	0.803800033		
1998	0.253962438	0.050763	0.14128	0.803800033		
1999	0.740057848	0.005495	0.332711	0.803800033		
2000	0.490578247	0.060904	0.252305	0.803800033		
2001	0.757599383	0.117038	0.402381	0.803800033		
2002	0.422945886	0.567516	0.503116	0.803800033		
2003	0.394879431	0.030909	0.193042	0.803800033		
2004	1.676775788	0.102624	0.803841	0.803800033		
2005	0.597386701	0.111481	0.327931	0.803800033		
2006	1.822760336	8.091851	5.299241	0.803800033		
2007	1.611287393	0.248314	0.85546	0.803800033		
2008	0.782547343	0.029865	0.365152	0.803800033		
2009	0.606157468	0.027265	0.285137	0.803800033		
2010	0.684704562	0.019626	0.31589	0.803800033		



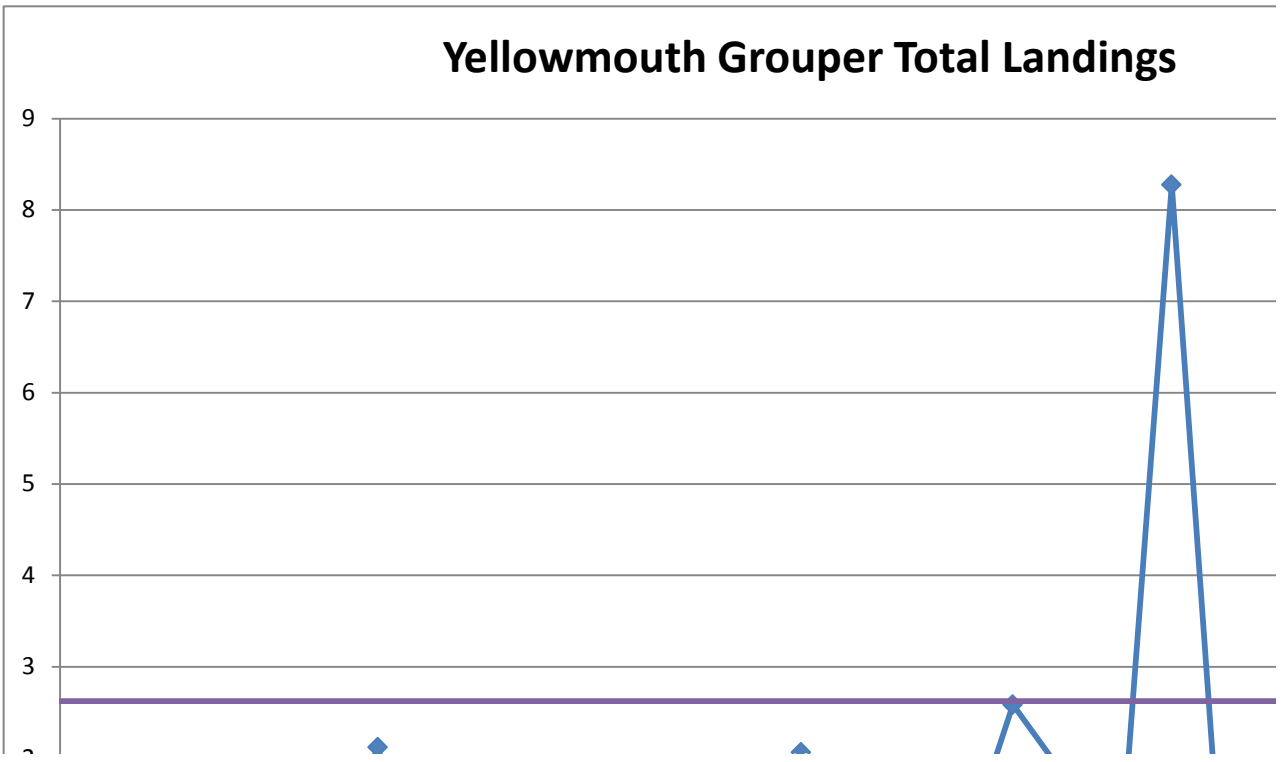
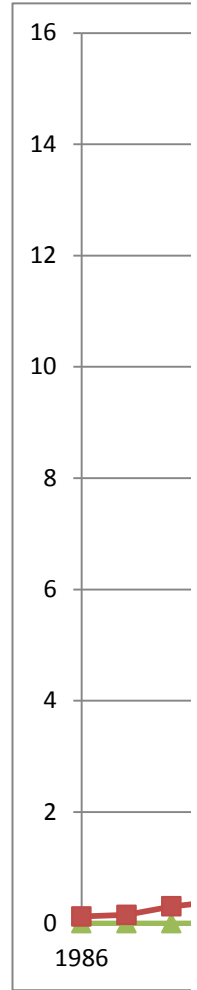


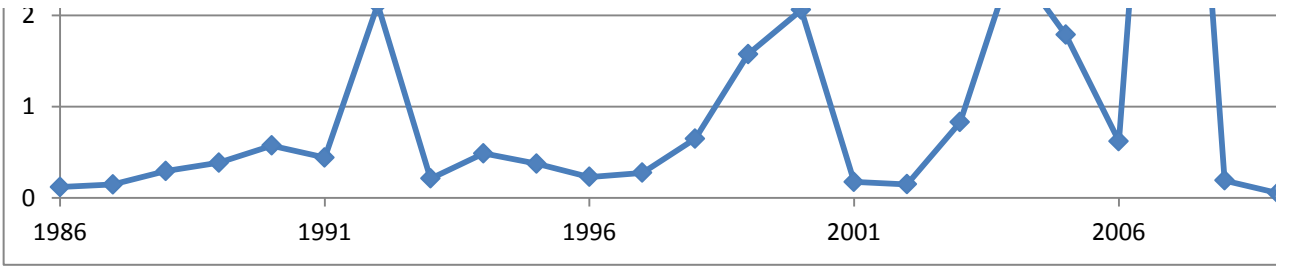



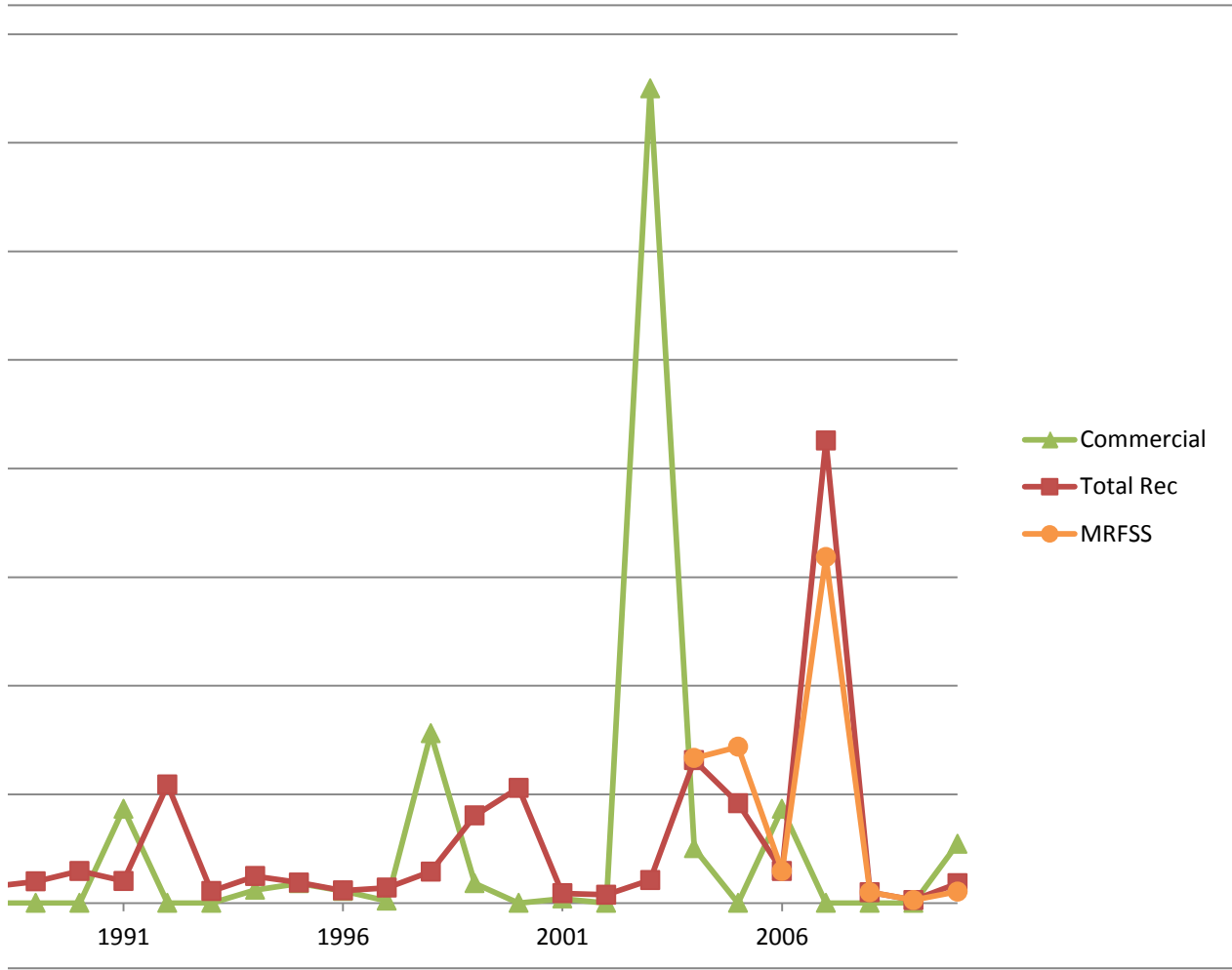


Yellowmouth Grouper

Year	Commercial	Total Rec	Total	Current ABC	MRFSS	Current ABC
1986	0	0.123635	0.120186	2.621787934	2.667961	4,661
1987	0	0.151839	0.147603	2.621787934	2.875741	
1988	0	0.304281	0.295792	2.621787934	0.589511	3rd Highest
1989	0	0.396838	0.385766	2.621787934	6.370449	3,662
1990	0	0.590927	0.57444	2.621787934	0.197422	
1991	1.733870968	0.405147	0.442218	2.621787934	0.055108	
1992	0	2.179113	2.118317	2.621787934	0.208479	
1993	0	0.218228	0.21214	2.621787934		
1994	0.241935484	0.494844	0.487788	2.621787934		
1995	0.362903226	0.375378	0.37503	2.621787934		
1996	0.221774194	0.230475	0.230232	2.621787934		
1997	0.040322581	0.281999	0.275256	2.621787934		
1998	3.125	0.577877	0.648941	2.621787934		
1999	0.362903226	1.609504	1.574724	2.621787934		
2000	0	2.118719	2.059607	2.621787934		
2001	0.080645161	0.178338	0.175613	2.621787934		
2002	0	0.153565	0.14928	2.621787934		
2003	15	0.423563	0.830241	2.621787934		
2004	1.008064516	2.62868	2.583465	2.621787934		
2005	0	1.838484	1.787191	2.621787934		
2006	1.733870968	0.589511	0.621438	2.621787934		
2007	0	8.513773	8.276241	2.621787934		
2008	0	0.197422	0.191914	2.621787934		
2009	0	0.055108	0.05357	2.621787934		
2010	1.088709677	0.362752	0.383006	2.621787934		









Yellowtail Snapper

Year	Commercial	Total Rec	Total	Current ABC	Current ABC
1986	0.630542965	1.211691	0.782569	1.652007877	2,173,875
1987	0.091467817	1.022922	0.335133	1.652007877	
1988	0.796740306	1.991584	1.109307	1.652007877	
1989	0.855126734	0.970032	0.885186	1.652007877	
1990	0.874149768	1.375874	1.005399	1.652007877	
1991	1.105298563	1.526592	1.215507	1.652007877	
1992	1.054550576	1.2259	1.099375	1.652007877	
1993	1.349609314	2.001602	1.520168	1.652007877	
1994	0.885638305	1.147257	0.954077	1.652007877	
1995	1.302771114	0.777539	1.165372	1.652007877	
1996	1.002213563	0.689906	0.920515	1.652007877	
1997	1.497941429	0.563397	1.253468	1.652007877	
1998	1.217575011	0.658731	1.071383	1.652007877	
1999	1.281661968	0.469286	1.069147	1.652007877	
2000	1.238240587	0.746058	1.109487	1.652007877	
2001	1.208244626	0.504493	1.024146	1.652007877	
2002	1.100233027	0.478572	0.937609	1.652007877	
2003	0.976557579	0.546008	0.863927	1.652007877	
2004	1.031738168	0.951473	1.010741	1.652007877	
2005	0.838663227	1.324853	0.965849	1.652007877	
2006	0.715224487	1.08462	0.811857	1.652007877	
2007	0.646939576	1.319649	0.822918	1.652007877	
2008	0.936871028	1.025257	0.959992	1.652007877	
2009	1.116908542	0.709863	1.010427	1.652007877	
2010	1.24509172	0.676843	1.09644	1.652007877	

