



South Atlantic Recreational Landings Update

Coastal Migratory Pelagics

LAPP/DM Branch - SERO
and SEFSC

SAFMC Meeting
Key West, Florida
June 8-12, 2015

NOAA FISHERIES

Notes on Landings Data

- Landings are summarized using MRIP or MRFSS (calibrated from MRIP) depending on how the ACL is calculated.
- Landings estimates were updated by NMFS SERO to be consistent with ACL monitoring (e.g., post-stratification of estimates) and include data through wave 1, 2015
- All landings include MRFSS/MRIP and also Headboat landings.

2013/14 Landings and ACLs

Species Complex	Fishing Year	Landings (lbs)*	ACL	Units	Percent of ACL	Closure Date
Cobia	Jan 1-Dec 31, 2013	1,142,947	1,445,687	ww	79%	
King Mackerel	Mar 1-Feb 28	1,004,441	6,580,000	ww	15%	
Spanish Mackerel	Mar 1-Feb 28	1,864,168	2,560,000	ww	73%	

* Landings from both Mid-Atlantic and South Atlantic for Cobia, and North, Mid, and South Atlantic for King Mackerel and Spanish Mackerel

2014/15 Preliminary Landings and ACLs

Species Complex	Fishing Year	Landings (lbs)*	ACL	Units	Percent of ACL	Closure Date
Cobia	Jan 1-Dec 31, 2014	1,174,196	1,445,687	ww	81%	
King Mackerel	Mar 1-Feb 28	1,305,500	6,580,000	ww	20%	
Spanish Mackerel	Mar 1-Feb 28	1,013,130	2,727,000	ww	37%	

* Landings from both Mid-Atlantic and South Atlantic for Cobia, and North, Mid, and South Atlantic for King Mackerel and Spanish Mackerel
 †2015 landings are preliminary.

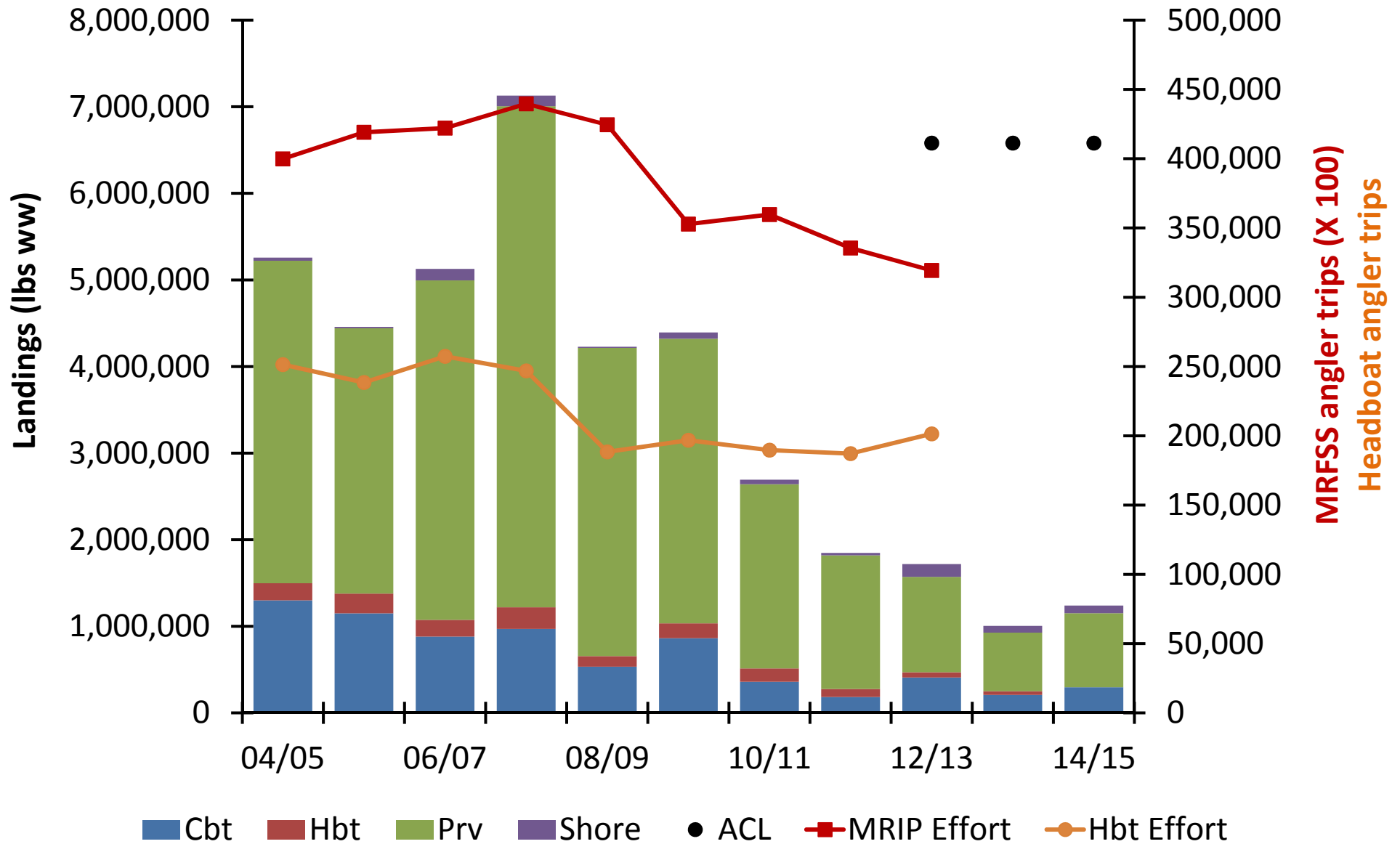

South Atlantic King Mackerel Rec Landings (lbs ww)

Fishing Year	Charter	Headboat	Private	Shore	Total
04/05	1,300,552	197,413	3,723,278	36,926	5,258,168
05/06	1,150,103	228,507	3,062,884	16,185	4,457,679
06/07	880,853	194,354	3,919,647	132,324	5,127,178
07/08	969,677	249,503	5,787,721	121,645	7,128,545
08/09	534,312	121,395	3,559,288	13,250	4,228,245
09/10	862,781	171,955	3,286,056	73,222	4,394,015
10/11	359,488	153,920	2,127,492	51,871	2,692,771
11/12	183,192	93,195	1,542,630	29,018	1,848,035
12/13	409,131	59,864	1,101,751	148,453	1,719,199
13/14	207,460	43,651	675,784	77,545	1,004,439
14/15	296,467	65,235	854,053	89,744	1,305,500

- * Area: NY to eFL
- * Fishing year - Mar 1-Feb 28
- * 2015 landings are preliminary



SA King Mackerel



South Atlantic Spanish Mackerel Rec Landings (lbs ww)

Fishing Year	Charter	Headboat	Private	Shore	Total
04/05	122,254	16,198	972,957	250,019	1,361,429
05/06	111,309	11,371	1,119,376	406,235	1,648,291
06/07	102,349	5,245	1,199,097	346,635	1,653,326
07/08	51,390	6,789	1,270,393	381,703	1,710,276
08/09	287,324	8,190	1,336,580	414,713	2,046,806
09/10	288,267	10,899	1,343,585	464,456	2,107,208
10/11	97,265	7,040	1,177,155	482,180	1,763,640
11/12	75,509	19,245	699,998	436,944	1,231,696
12/13	94,031	11,079	745,519	527,133	1,377,762
13/14	93,918	5,637	1,133,777	630,837	1,864,169
14/15	90,366	8,920	611,214	302,630	1,013,130

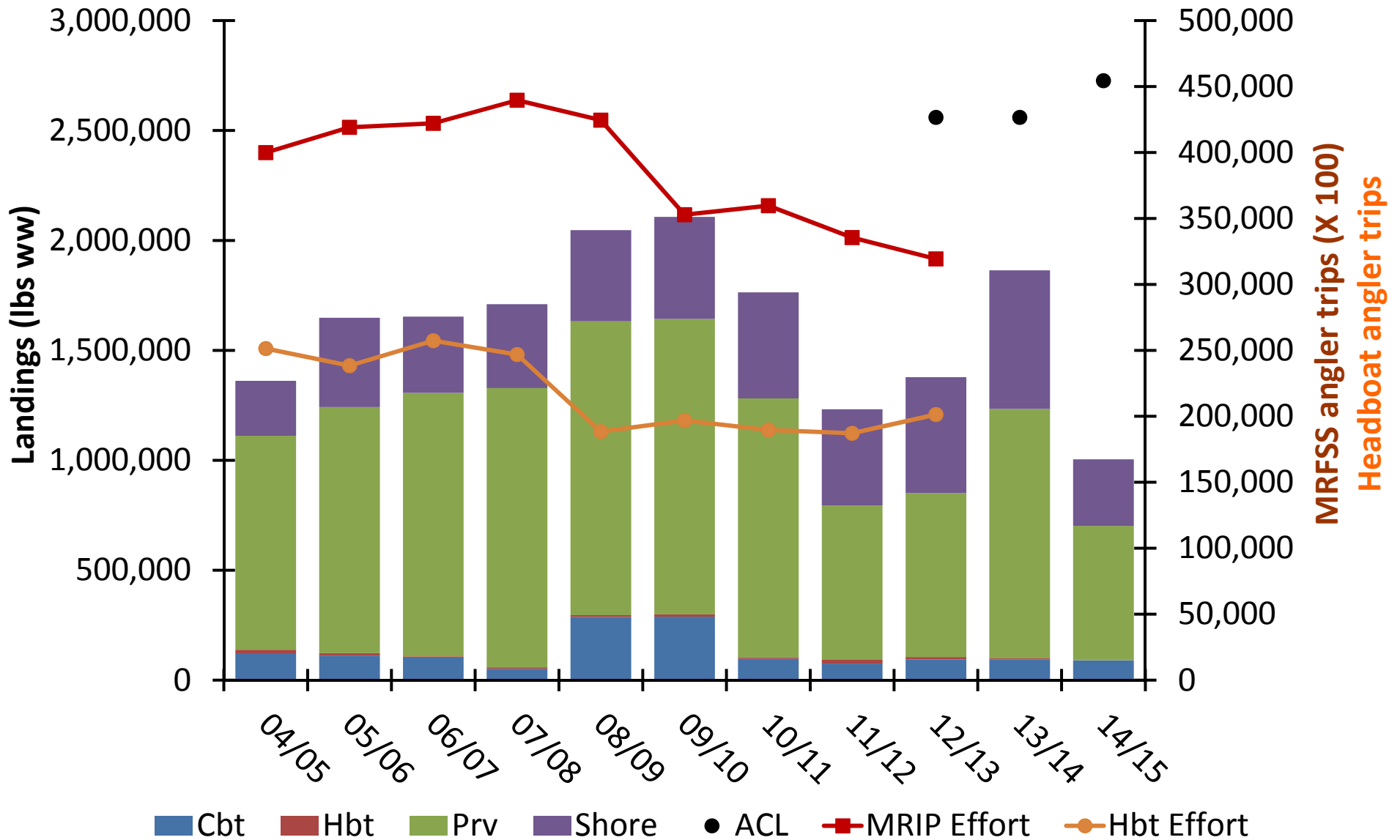
* Area: NY to eFL

* Fishing year - Mar 1-Feb 28

* 2015 landings are preliminary



SA Spanish Mackerel



QUESTIONS?