



# **AMENDMENT 6 TO THE GOLDEN CRAB FISHERY MANAGEMENT PLAN OF THE SOUTH ATLANTIC REGION**

**July 2011**

South Atlantic Fishery Management Council  
4055 Faber Place, Suite 201  
North Charleston, South Carolina 29405  
(843) 571-4366 / FAX (843) 769-4520  
Toll Free (866) SAFMC-10  
email: [safmc@safmc.net](mailto:safmc@safmc.net)

National Marine Fisheries Service  
Southeast Regional Office  
263 13th Avenue South  
St. Petersburg, Florida 33701  
(727) 824-5301 / FAX (727) 824-5308



*This is a publication of the South Atlantic Fishery Management Council pursuant to  
National Oceanic and Atmospheric Administration Award No. NA05NMF4410004*

## ABBREVIATIONS AND ACRONYMS

ABC	Acceptable Biological Catch
ACCSP	Atlantic Coastal Cooperative Statistics Program
APA	Administrative Procedures Act
AUV	Autonomous Underwater Vehicle
B	A measure of stock biomass either in weight or other appropriate unit
$B_{MSY}$	The stock biomass expected to exist under equilibrium conditions when fishing at $F_{MSY}$
$B_{OY}$	The stock biomass expected to exist under equilibrium conditions when fishing at $F_{OY}$
$B_{CURR}$	The current stock biomass
CEA	Cumulative Effects Analysis
CEQ	Council on Environmental Quality
CFMC	Caribbean Fishery Management Council
CPUE	Catch per unit effort
CRP	Cooperative Research Program
CZMA	Coastal Zone Management Act
DEIS	Draft Environmental Impact Statement
EA	Environmental Assessment
EBM	Ecosystem-Based Management
EEZ	Exclusive Economic Zone
EFH	Essential Fish Habitat
EFH-HAPC	Essential Fish Habitat - Habitat Area of Particular Concern
EIS	Environmental Impact Statement
EPAP	Ecosystem Principles Advisory Panel
ESA	Endangered Species Act of 1973
F	A measure of the instantaneous rate of fishing mortality
$F_{30\%SPR}$	Fishing mortality that will produce a static SPR = 30%
$F_{45\%SPR}$	Fishing mortality that will produce a static SPR = 45%
$F_{CURR}$	The current instantaneous rate of fishing mortality
FMP	Fishery Management Plan
$F_{MSY}$	The rate of fishing mortality expected to achieve MSY under equilibrium conditions and a corresponding biomass of $B_{MSY}$
$F_{OY}$	The rate of fishing mortality expected to achieve OY under equilibrium conditions and a corresponding biomass of $B_{OY}$
FEIS	Final Environmental Impact Statement
FMU	Fishery Management Unit
FONSI	Finding Of No Significant Impact
GFMC	Gulf of Mexico Fishery Management Council
GIS	Geographic Information System
IFQ	Individual fishing quota
IMS	Internet Mapping Server
M	Natural mortality rate
MARMAP	Marine Resources Monitoring Assessment and Prediction Program
MARFIN	Marine Fisheries Initiative

MBTA	Migratory Bird Treaty Act
MFMT	Maximum Fishing Mortality Threshold
MMPA	Marine Mammal Protection Act of 1973
MRFSS	Marine Recreational Fisheries Statistics Survey
MSA	Magnuson-Stevens Act
MSST	Minimum Stock Size Threshold
MSY	Maximum Sustainable Yield
NEPA	National Environmental Policy Act of 1969
NFMS	National Marine Fisheries Service
NMSA	National Marine Sanctuary Act
NOAA	National Oceanic and Atmospheric Administration
NRC	National Research Council
OY	Optimum Yield
POC	Pew Oceans Commission
R	Recruitment
RFA	Regulatory Flexibility Act
RIR	Regulatory Impact Review
SAFE	Stock Assessment and Fishery Evaluation Report
SAMFC	South Atlantic Fishery Management Council
SEDAR	Southeast Data, Assessment, and Review
SEFSC	Southeast Fisheries Science Center
SERO	Southeast Regional Office
SDDP	Supplementary Discard Data Program
SFA	Sustainable Fisheries Act
SIA	Social Impact Assessment
SSC	Scientific and Statistical Committee
TAC	Total allowable catch
$T_{MIN}$	The length of time in which a stock could rebuild to $B_{MSY}$ in the absence of fishing mortality
USCG	U.S. Coast Guard
USCOP	U.S. Commission on Ocean Policy
VMS	Vessel Monitoring System

**AMENDMENT 6 TO THE GOLDEN CRAB FISHERY  
MANAGEMENT PLAN OF THE SOUTH ATLANTIC REGION**

**INCLUDING A DRAFT ENVIRONMENTAL IMPACT STATEMENT, INITIAL REGULATORY  
FLEXIBILITY ANALYSIS, DRAFT REGULATORY IMPACT REVIEW, AND DRAFT SOCIAL  
IMPACT ASSESSMENT/FISHERY IMPACT STATEMENT**

---

**Proposed actions:**

For golden crab, implement a catch share program with measures to define eligibility and allocate shares; define excessive shares; designate a cost recovery program, monitoring and enforcement, use or lose provision, and set-aside for borrowing and for new entrants; establish criteria for transferability.

**Lead agency:**

FMP Amendments – South Atlantic Fishery  
Management Council  
EIS - NOAA Fisheries Service

**For Further Information Contact:**

Robert K. Mahood  
4055 Faber Place, Suite 201  
North Charleston, SC 29405  
843-571-4366  
843-769-4520 (fax)  
866-SAFMC-10  
[Robert.mahood@safmc.net](mailto:Robert.mahood@safmc.net)

Roy E. Crabtree, Ph.D.  
NOAA Fisheries Service, Southeast Region  
263 13<sup>th</sup> Avenue South  
St. Petersburg, FL 33701  
727-824-5301  
727-824-5320 (fax)

NOI:

Scoping meetings held:

DEIS filed:

DEIS Comments received by:

FEIS filed:

FEIS Comments received by:

EIS

JANUARY-FEBRUARY 2011

DATE TO BE FILLED IN

DATE TO BE FILLED IN

DATE TO BE FILLED IN

DATE TO BE FILLED IN

## ABSTRACT

The need for action through Amendment 6 is to implement a Catch Share or Limited Access Privilege (LAP) program for the South Atlantic golden crab fishery. More specifically, the actions proposed in Amendment 6 would:

- Implement a catch share program for golden crab. These management measures could include:
  - Identify eligibility requirements for initial allocation of privileges to fish a portion of the ACL;
  - Allocate privileges to fish a portion of the ACL to individual entities and define criteria for transferability;
  - Establish a cap on ownership of privileges;
  - Designate a set-aside for new entrants and for borrowing;
  - Implement a use or lose provision;
  - Devise a method for recovery of the costs of administering, monitoring, and enforcing management of the golden crab fishery.

The Draft Environmental Impact Statement (DEIS) analyzes the effects of implementing the proposed actions listed above. Comments on the DEIS will be accepted for 45 days from publication of the Notice of Availability (NOA) in the Federal Register.

## TABLE OF CONTENTS

<b>ABBREVIATIONS AND ACRONYMS</b> .....	i
<b>ABSTRACT</b> .....	iv
<b>TABLE OF CONTENTS</b> .....	v
<b>LIST OF TABLES</b> .....	xii
<b>LIST OF FIGURES</b> .....	xiii
<b>LIST OF APPENDICES</b> .....	xvi
<b>1 Introduction</b> .....	1-1
1.1 Purpose and Need.....	1-1
1.2 Management Objectives.....	1-2
1.3 History of Management.....	1-2
<b>2 Actions and Alternatives</b> .....	2-1
2.1 Action 1. Implement a catch share program for the golden crab fishery.....	2-1
2.1.1 Comparison of Alternatives.....	2-1
2.1.2 Conclusion.....	2-1
2.2 Action 2. Establish eligibility criteria for a golden crab catch share program.....	2-1
2.2.1 Comparison of Alternatives.....	2-2
2.2.2 Conclusion.....	2-2
2.3 Action 3. Establish vessel catch history initial allocation.....	2-2
2.3.1 Comparison of Alternatives.....	2-5
2.3.2 Conclusion.....	2-6
2.4 Action 4. Establish eligibility for harvest.....	2-6
2.4.1 Comparison of Alternatives.....	2-7
2.4.2 Conclusion.....	2-7
2.5 Action 5. Establish criteria and structure of an appeals process.....	2-7
2.5.1 Comparison of Alternatives.....	2-8
2.5.2 Conclusion.....	2-8
2.6 Action 6. Establish criteria for transferability.....	2-8
2.6.1 Comparison of Alternatives.....	2-8
2.6.2 Conclusion.....	2-9
2.7 Action 7. Define quota share ownership caps.....	2-9
2.7.1 Comparison of Alternatives.....	2-9
2.7.2 Conclusion.....	2-10
2.8 Action 8. Define annual pounds ownership caps.....	2-10
2.8.1 Comparison of Alternatives.....	2-11
2.8.2 Conclusion.....	2-11
2.9 Action 9. Use it or Lose it policy.....	2-11
2.9.1 Comparison of Alternatives.....	2-12
2.9.2 Conclusion.....	2-12
2.10 Action 10. Cost recovery plan.....	2-12
2.10.1 Comparison of Alternatives.....	2-13
2.10.2 Conclusion.....	2-14
2.11 Action 11. Establish boat length limit rule.....	2-14
2.11.1 Comparison of Alternatives.....	2-14
2.11.2 Conclusion.....	2-14
2.12 Action 12. Address quota share allocation among fishing zones.....	2-14

2.12.1	Comparison of Alternatives .....	2-15
2.12.2	Conclusion .....	2-15
2.13	Action 13. Establish criteria for permit stacking .....	2-15
2.13.1	Comparison of Alternatives .....	2-15
2.13.2	Conclusion .....	2-16
2.14	Action 14. Monitoring and enforcement.....	2-16
2.14.1	Comparison of Alternatives .....	2-18
2.14.2	Conclusion .....	2-18
2.15	Action 15. Establish criteria for new entrants program .....	2-18
2.15.1	Comparison of Alternatives .....	2-19
2.15.2	Conclusion .....	2-19
2.16	Action 16. Establish provisions for banking and borrowing .....	2-19
2.16.1	Comparison of Alternatives .....	2-20
2.16.2	Conclusion .....	2-20
2.17	Action 17. Collection of royalties from resource use .....	2-20
2.17.1	Comparison of Alternatives .....	2-21
2.17.2	Conclusion .....	2-21
2.18	Action 18. Annual pounds overage.....	2-21
2.18.1	Comparison of Alternatives .....	2-21
2.18.2	Conclusion .....	2-22
2.19	Action 19. Approved landing sites.....	2-22
2.19.1	Comparison of Alternatives .....	2-22
2.19.2	Conclusion .....	2-23
2.20	Action 20. Adjustments in Annual Allocations of Commercial TAC .....	2-23
2.20.1	Comparison of Alternatives .....	2-23
2.20.2	Conclusion .....	2-23
3	Affected Environment.....	3-1
3.1	Habitat.....	3-1
3.1.1	Description and distribution.....	3-1
3.1.2	Essential Fish Habitat .....	3-2
3.2	Biological/Ecological Environment.....	3-3
3.2.1	Species Most Impacted by this Amendment.....	3-3
3.2.1.1	Golden Crab .....	3-3
3.2.2	Other Affected Species .....	3-5
3.2.3	Endangered Species Act (ESA)-Listed Species.....	3-5
3.3	Administrative Environment.....	3-11
3.3.1	The Fishery Management Process and Applicable Laws .....	3-11
3.3.1.1	Federal Fishery Management.....	3-11
3.3.1.2	State Fishery Management.....	3-12
3.3.2	Enforcement.....	3-12
3.4	Human Environment.....	3-13
3.4.1	Golden Crab Fishery .....	3-13
3.4.1.1	Description of Harvest Methods and Gear.....	3-13
3.4.1.2	Bycatch .....	3-15
3.4.1.3	Economic Description.....	3-15
3.4.1.4	Social and Cultural Environment.....	3-20

4	Environmental Consequences.....	4-1
4.1	Action 1. Implement a catch share program for the golden crab fishery.....	4-1
4.1.1	Biological Effects.....	4-1
4.1.2	Economic Effects.....	4-2
4.1.3	Social Effects.....	4-3
4.1.4	Administrative Effects.....	4-3
4.1.5	Conclusion.....	4-4
4.2	Action 2. Establish eligibility criteria for a golden crab catch share program.....	4-4
4.2.1	Biological Effects.....	4-4
4.2.2	Economic Effects.....	4-4
4.2.3	Social Effects.....	4-6
4.2.4	Administrative Effects.....	4-6
4.2.5	Conclusion.....	4-6
4.3	Action 3. Establish vessel and permit catch history initial allocation.....	4-6
4.3.1	Biological Effects.....	4-8
4.3.2	Economic Effects.....	4-9
4.3.3	Social Effects.....	4-46
4.3.4	Administrative Effects.....	4-46
4.3.5	Conclusion.....	4-47
4.4	Action 4: Establish eligibility for harvest.....	4-47
4.4.1	Biological Impacts.....	4-47
4.4.2	Economic Impacts.....	4-47
4.4.3	Social Impacts.....	4-47
4.4.4	Administrative Impacts.....	4-47
4.5	Action 5. Establish criteria and structure of an appeals process.....	4-47
4.5.1	Biological Impacts.....	4-47
4.5.2	Economic Impacts.....	4-47
4.5.3	Social Impacts.....	4-48
4.5.4	Administrative Impacts.....	4-49
4.6	Action 6. Establish criteria for transferability.....	4-49
4.6.1	Biological Impacts.....	4-49
4.6.2	Economic Impacts.....	4-50
4.6.3	Social Impacts.....	4-50
4.6.4	Administrative Impacts.....	4-50
4.7	Action 7. Define quota share ownership caps.....	4-51
4.7.1	Biological Impacts.....	4-51
4.7.2	Economic Impacts.....	4-52
4.7.3	Social Impacts.....	4-55
4.7.4	Administrative Impacts.....	4-55
4.8	Action 8. Define annual pounds ownership caps.....	4-56
4.8.1	Biological Impacts.....	4-56
4.8.2	Economic Impacts.....	4-57
4.8.3	Social Impacts.....	4-57
4.8.4	Administrative Impacts.....	4-58
4.9	Action 9. Use it or lose it policy.....	4-58
4.9.1	Biological Impacts.....	4-59



4.9.2	Economic Impacts.....	4-59
4.9.3	Social Impacts.....	4-61
4.9.4	Administrative Impacts.....	4-62
4.10	Action 10. Cost recovery plan.....	4-62
4.10.1	Biological Impacts.....	4-63
4.10.2	Economic Impacts.....	4-63
4.10.3	Social Impacts.....	4-64
4.10.4	Administrative Impacts.....	4-65
4.11	Action 11. Establish boat length limit rule.....	4-65
4.11.1	Biological Impacts.....	4-66
4.11.2	Economic Impacts.....	4-66
4.11.3	Social Impacts.....	4-66
4.11.4	Administrative Impacts.....	4-66
4.12	Action 12. Address quota share allocation among golden crab fishing zones..	4-66
4.12.1	Biological Impacts.....	4-66
4.12.2	Economic Impacts.....	4-66
4.12.3	Social Impacts.....	4-66
4.12.4	Administrative Impacts.....	4-66
4.13	Action 13. Establish criteria for permit stacking.....	4-66
4.13.1	Biological Impacts.....	4-66
4.13.2	Economic Impacts.....	4-66
4.13.3	Social Impacts.....	4-67
4.13.4	Administrative Impacts.....	4-67
4.14	Action 14. Monitoring and enforcement.....	4-67
4.14.1	Biological Impacts.....	4-68
4.14.2	Economic Impacts.....	4-68
4.14.3	Social Impacts.....	4-68
4.14.4	Administrative Impacts.....	4-68
4.15	Action 15. Establish criteria for new entrants program.....	4-68
4.15.1	Biological Impacts.....	4-68
4.15.2	Economic Impacts.....	4-68
4.15.3	Social Impacts.....	4-68
4.15.4	Administrative Impacts.....	4-68
4.16	Action 16. Establish provisions for banking and borrowing.....	4-68
4.16.1	Biological Impacts.....	4-69
4.16.2	Economic Impacts.....	4-69
4.16.3	Social Impacts.....	4-69
4.16.4	Administrative Impacts.....	4-69
4.17	Action 17. Collection of royalties from resource use.....	4-69
4.17.1	Biological Impacts.....	4-69
4.17.2	Economic Impacts.....	4-69
4.17.3	Social Impacts.....	4-69
4.17.4	Administrative Impacts.....	4-69
4.18	Action 18. Annual pounds overage.....	4-70
4.18.1	Biological Impacts.....	4-70

4.18.2	Economic Impacts.....	4-70
4.18.3	Social Impacts.....	4-70
4.18.4	Administrative Impacts.....	4-70
4.19	Action 19. Approved landing sites.....	4-70
4.19.1	Biological Impacts.....	4-70
4.19.2	Economic Impacts.....	4-70
4.19.3	Social Impacts.....	4-71
4.19.4	Administrative Impacts.....	4-72
4.20	Action 20. Adjustments in Annual Allocations of Commercial TAC.....	4-72
4.20.1	Biological Impacts.....	4-72
4.20.2	Economic Impacts.....	4-73
4.20.3	Social Impacts.....	4-75
4.20.4	Administrative Impacts.....	4-75
4.21	Cumulative Effects.....	4-76
4.21.1	Biological.....	4-76
4.21.1.1	Effects on protected species.....	4-78
4.21.2	Socioeconomic.....	4-79
4.21.3	Administrative.....	4-79
4.22	Bycatch Practicability Analysis.....	4-79
4.22.1	Population Effects for the Bycatch Species.....	4-80
4.22.1.1	Background.....	4-80
4.22.1.2	Practicability of Management Measures in Directed Fisheries Relative to their Impact on Bycatch and Bycatch Mortality.....	4-80
4.22.2	Ecological Effects Due to Changes in the Bycatch of the Species.....	4-80
4.22.3	Changes in Bycatch of Other Fish Species and Resulting Population and Ecosystem Effects.....	4-80
4.22.4	Effects on Marine Mammals and Birds.....	4-80
4.22.5	Changes in Fishing, Processing, Disposal, and Marketing Costs.....	4-80
4.22.6	Changes in Fishing Practices and Behavior of Fishermen.....	4-80
4.22.7	Changes in Research, Administration, and Enforcement Costs and Management Effectiveness.....	4-80
4.22.8	Changes in the Economic, Social, or Cultural Value of Fishing Activities and Non-Consumptive Uses of Fishery Resources.....	4-80
4.22.9	Changes in the Distribution of Benefits and Costs.....	4-80
4.22.10	Social Effects.....	4-80
4.22.11	Conclusion.....	4-80
4.23	Unavoidable Adverse Effects.....	4-80
4.24	Effects of the Fishery on the Environment.....	4-80
4.24.1	Effects on Ocean and Coastal Habitats.....	4-80
4.24.2	Public Health and Safety.....	4-80
4.24.3	Endangered Species and Marine Mammals.....	4-81
4.25	Relationship of Short-Term Uses and Long-Term Productivity.....	4-81
4.26	Irreversible and Irrecoverable Commitments of Resources.....	4-81
4.27	Monitoring and Mitigation Measures.....	4-81
5	Regulatory Impact Review.....	5-1
5.1	Introduction.....	5-1

5.2	Problems and Objectives.....	5-1
5.3	Methodology and Framework for Analysis .....	5-1
5.4	Description of the Fishery.....	5-1
5.5	Impacts of Management Measures .....	5-1
5.6	Public and Private Costs of Regulations.....	5-2
5.7	Summary of Economic Impacts.....	5-2
5.8	Determination of Significant Regulatory Action.....	5-2
6	Initial Regulatory Flexibility Analysis.....	6-1
6.1	Introduction.....	6-1
6.2	Statement of Need for, Objectives of, and Legal Basis for the Rule.....	6-1
6.3	Identification of All Relevant Federal Rules Which May Duplicate, Overlap, or Conflict with the Proposed Rule .....	6-2
6.4	Description and Estimate of the Number of Small Entities to Which the Proposed Rule will Apply.....	6-2
6.5	Description of the Projected Reporting, Record-keeping and Other Compliance Requirements of the Proposed Rule, Including an Estimate of the Classes of Small Entities Which will be Subject to the Requirement and the Type of Professional Skills Necessary for the Preparation of the Report or Records.....	6-2
6.6	Substantial Number of Small Entities Criterion .....	6-2
6.7	Significant Economic Impact Criterion .....	6-2
6.8	Description of Significant Alternatives .....	6-3
7	Fishery Impact Statement – Social Impact Assessment .....	7-1
7.1	Summary of Biological Effects.....	7-1
7.2	Summary of Economic Effects.....	7-1
7.3	Summary of Social Effects .....	7-1
7.4	Summary of Administrative Effects .....	7-1
7.5	Note for CEQ Guidance to Section 1502.22.....	7-1
7.6	E.O. 12898: Environmental Justice .....	7-1
8	Other Applicable Law.....	1
8.1	Administrative Procedures Act.....	1
8.2	Information Quality Act.....	1
8.3	Coastal Zone Management Act.....	1
8.4	Endangered Species Act .....	2
8.5	Executive Order 12612: Federalism .....	2
8.6	Executive Order 12866: Regulatory Planning and Review .....	2
8.6	Executive Order 12898: Environmental Justice .....	3
8.7	Executive Order 12962: Recreational Fisheries .....	3
8.8	Executive Order 13089: Coral Reef Protection .....	4
8.9	Executive Order 13158: Marine Protected Areas .....	4
8.10	Marine Mammal Protection Act.....	4
8.11	Migratory Bird Treaty Act and Executive Order 13186.....	5
8.12	National Environmental Policy Act.....	6
8.13	National Marine Sanctuaries Act.....	6
8.14	Paperwork Reduction Act.....	7
8.15	Regulatory Flexibility Act .....	7
8.16	Small Business Act .....	7

8.17 Public Law 99-659: Vessel Safety ..... 8  
9 List of Preparers ..... 9  
10 List of Agencies, Organizations, and Persons to Whom Copies of the Statement are Sent 10  
11 References ..... 11-1  
12 Index ..... 12-0

## LIST OF TABLES

Table 2-1 Summarized comparison of the impacts among alternatives for Action 1.....	2-1
Table 2-2. Summarized comparison of the impacts among alternatives for Action 2.....	2-2
Table 2-3. Summarized comparison of the impacts among alternatives for Action 3.....	2-5
Table 2-4. Summarized comparison of the impacts among alternatives for Action 4.....	2-7
Table 2-5. Summarized comparison of the impacts among alternatives for Action 5.....	2-8
Table 2-6. Summarized comparison of the impacts among alternatives for Action 6.....	2-8
Table 2-7. Summarized comparison of the impacts among alternatives for Action 7.....	2-9
Table 2-8. Summarized comparison of the impacts among alternatives for Action 8.....	2-11
Table 2-9. Summarized comparison of the impacts among alternatives for Action 9.....	2-12
Table 2-10. Summarized comparison of the impacts among alternatives for Action 10.....	2-13
Table 2-11. Summarized comparison of the impacts among alternatives for Action 11.....	2-14
Table 2-12. Summarized comparison of the impacts among alternatives for Action 12.....	2-15
Table 2-13. Summarized comparison of the impacts among alternatives for Action 13.....	2-15
Table 2-14. Summarized comparison of the impacts among alternatives for Action 14.....	2-18
Table 2-15. Summarized comparison of the impacts among alternatives for Action 15.....	2-19
Table 2-16. Summarized comparison of the impacts among alternatives for Action 16.....	2-20
Table 2-17. Summarized comparison of the impacts among alternatives for Action 17.....	2-21
Table 2-18. Summarized comparison of the impacts among alternatives for Action 18.....	2-22
Table 2-19. Summarized comparison of the impacts among alternatives for Action 19.....	2-22
Table 2-20. Summarized comparison of the impacts among alternatives for Action 20.....	2-23
Table 3-1. Numbers of active permit holders and vessels landing golden crab, 1996-2007 .....	3-17
Table 3-2. Number of vessels making landings by Zone, 1995-2007 .....	3-17
Table 3-3. Landings of golden crab by Zone, 1995-2007 .....	3-18
Table 3-4. Fishing infrastructure table for Florida potential fishing communities.....	3-21
Table 3-5. Preliminary Characterization of Potential Fishing Communities in Florida.....	3-21
Table 4-1. Number of permits eligible under each alternative for Action 2.....	4-5
Table 4-2. Number of permits that receive share allocations for each eligibility and initial allocation alternative combinations .....	4-10
Table 4-3. Maximum shares allocated to a single permit under each alternative.....	4-53

## LIST OF FIGURES

Figure 3-1. Golden Crab, <i>Chaceon fenneri</i> .....	3-3
Figure 3-2. Golden crab fishing zones .....	3-16
Figure 3-3. Landings of Golden Crab, 1995-2007 .....	3-19
Figure 3-4. Monthly golden crab landings, 2003-2007 .....	3-19
Figure 4-1. Action 2 (eligibility) Alternative 2, Action 3 (initial allocation) Alternative 2 .....	4-12
Figure 4-2. Action 2 (eligibility) Alternative 2, Action 3 (initial allocation) Alternative 3 .....	4-12
Figure 4-3. Action 2 (eligibility) Alternative 2, Action 3 (initial allocation) Alternative 4 .....	4-13
Figure 4-4. Action 2 (eligibility) Alternative 2, Action 3 (initial allocation) Alternative 5 .....	4-13
Figure 4-5. Action 2 (eligibility) Alternative 2, Action 3 (initial allocation) Alternative 6 .....	4-14
Figure 4-6. Action 2 (eligibility) Alternative 2, Action 3 (initial allocation) Alternative 7 .....	4-14
Figure 4-7. Action 2 (eligibility) Alternative 2, Action 3 (initial allocation) Alternative 8a .....	4-15
Figure 4-8. Action 2 (eligibility) Alternative 2, Action 3 (initial allocation) Alternative 8b .....	4-15
Figure 4-9. Action 2 (eligibility) Alternative 2, Action 3 (initial allocation) Alternative 8c .....	4-16
Figure 4-10. Action 2 (eligibility) Alternative 2, Action 3 (initial allocation) Alternative 8d .....	4-16
Figure 4-11. Action 2 (eligibility) Alternative 2, Action 3 (initial allocation) Alternative 8e .....	4-17
Figure 4-12. Action 2 (eligibility) Alternative 2, Action 3 (initial allocation) Alternative 8f .....	4-17
Figure 4-13. Action 2 (eligibility) Alternative 2, Action 3 (initial allocation) Alternative 9a .....	4-18
Figure 4-14. Action 2 (eligibility) Alternative 2, Action 3 (initial allocation) Alternative 9b .....	4-18
Figure 4-15. Action 2 (eligibility) Alternative 2, Action 3 (initial allocation) Alternative 9c .....	4-19
Figure 4-16. Action 2 (eligibility) Alternative 2, Action 3 (initial allocation) Alternative 9d .....	4-19
Figure 4-17. Action 2 (eligibility) Alternative 2, Action 3 (initial allocation) Alternative 9e .....	4-20
Figure 4-18. Action 2 (eligibility) Alternative 2, Action 3 (initial allocation) Alternative 9f .....	4-20
Figure 4-19. Action 2 (eligibility) Alternative 2, Action 3 (initial allocation) Alternative 10a .....	4-21
Figure 4-20. Action 2 (eligibility) Alternative 2, Action 3 (initial allocation) Alternative 10b .....	4-21
Figure 4-21. Action 2 (eligibility) Alternative 2, Action 3 (initial allocation) Alternative 11a .....	4-22
Figure 4-22. Action 2 (eligibility) Alternative 2, Action 3 (initial allocation) Alternative 11b .....	4-22
Figure 4-23. Action 2 (eligibility) Alternative 2, Action 3 (initial allocation) Alternative 11c .....	4-23
Figure 4-24. Action 2 (eligibility) Alternative 3, Action 3 (initial allocation) Alternative 2 .....	4-23
Figure 4-25. Action 2 (eligibility) Alternative 3, Action 3 (initial allocation) Alternative 3 .....	4-24
Figure 4-26. Action 2 (eligibility) Alternative 3, Action 3 (initial allocation) Alternative 4 .....	4-24
Figure 4-27. Action 2 (eligibility) Alternative 3, Action 3 (initial allocation) Alternative 5 .....	4-25
Figure 4-28. Action 2 (eligibility) Alternative 3, Action 3 (initial allocation) Alternative 6 .....	4-25

Figure 4-29. Action 2 (eligibility) Alternative 3, Action 3 (initial allocation) Alternative 7..... 4-26

Figure 4-30. Action 2 (eligibility) Alternative 3, Action 3 (initial allocation) Alternative 8a ... 4-26

Figure 4-31. Action 2 (eligibility) Alternative 3, Action 3 (initial allocation) Alternative 8b... 4-27

Figure 4-32. Action 2 (eligibility) Alternative 3, Action 3 (initial allocation) Alternative 8c ... 4-27

Figure 4-33. Action 2 (eligibility) Alternative 3, Action 3 (initial allocation) Alternative 8d... 4-28

Figure 4-34. Action 2 (eligibility) Alternative 3, Action 3 (initial allocation) Alternative 8e ... 4-28

Figure 4-35. Action 2 (eligibility) Alternative 3, Action 3 (initial allocation) Alternative 8f.... 4-29

Figure 4-36. Action 2 (eligibility) Alternative 3, Action 3 (initial allocation) Alternative 9a ... 4-29

Figure 4-37. Action 2 (eligibility) Alternative 3, Action 3 (initial allocation) Alternative 9b... 4-30

Figure 4-38. Action 2 (eligibility) Alternative 3, Action 3 (initial allocation) Alternative 9c ... 4-30

Figure 4-39. Action 2 (eligibility) Alternative 3, Action 3 (initial allocation) Alternative 9d... 4-31

Figure 4-40. Action 2 (eligibility) Alternative 3, Action 3 (initial allocation) Alternative 9e ... 4-31

Figure 4-41. Action 2 (eligibility) Alternative 3, Action 3 (initial allocation) Alternative 9f.... 4-32

Figure 4-42. Action 2 (eligibility) Alternative 3, Action 3 (initial allocation) Alternative 10a . 4-32

Figure 4-43. Action 2 (eligibility) Alternative 3, Action 3 (initial allocation) Alternative 10b. 4-33

Figure 4-44. Action 2 (eligibility) Alternative 3, Action 3 (initial allocation) Alternative 11a . 4-33

Figure 4-45. Action 2 (eligibility) Alternative 3, Action 3 (initial allocation) Alternative 11b. 4-34

Figure 4-46. Action 2 (eligibility) Alternative 3, Action 3 (initial allocation) Alternative 11c. 4-34

Figure 4-47. Action 2 (eligibility) Alternative 4, Action 3 (initial allocation) Alternative 2..... 4-35

Figure 4-48. Action 2 (eligibility) Alternative 4, Action 3 (initial allocation) Alternative 3..... 4-35

Figure 4-49. Action 2 (eligibility) Alternative 4, Action 3 (initial allocation) Alternative 4..... 4-36

Figure 4-50. Action 2 (eligibility) Alternative 4, Action 3 (initial allocation) Alternative 5.... 4-36

Figure 4-51. Action 2 (eligibility) Alternative 4, Action 3 (initial allocation) Alternative 6..... 4-37

Figure 4-52. Action 2 (eligibility) Alternative 4, Action 3 (initial allocation) Alternative 7..... 4-37

Figure 4-53. Action 2 (eligibility) Alternative 4, Action 3 (initial allocation) Alternative 8a ... 4-38

Figure 4-54. Action 2 (eligibility) Alternative 4, Action 3 (initial allocation) Alternative 8b... 4-38

Figure 4-55. Action 2 (eligibility) Alternative 4, Action 3 (initial allocation) Alternative 8c ... 4-39

Figure 4-56. Action 2 (eligibility) Alternative 4, Action 3 (initial allocation) Alternative 8d... 4-39

Figure 4-57. Action 2 (eligibility) Alternative 4, Action 3 (initial allocation) Alternative 8e ... 4-40

Figure 4-58. Action 2 (eligibility) Alternative 4, Action 3 (initial allocation) Alternative 8f.... 4-40

Figure 4-59. Action 2 (eligibility) Alternative 4, Action 3 (initial allocation) Alternative 9a.. 4-41

Figure 4-60. Action 2 (eligibility) Alternative 4, Action 3 (initial allocation) Alternative 9b... 4-41

Figure 4-61. Action 2 (eligibility) Alternative 4, Action 3 (initial allocation) Alternative 9c ... 4-42

Figure 4-62. Action 2 (eligibility) Alternative 4, Action 3 (initial allocation) Alternative 9d... 4-42

- Figure 4-63. Action 2 (eligibility) Alternative 4, Action 3 (initial allocation) Alternative 9e ... 4-43
- Figure 4-64. Action 2 (eligibility) Alternative 4, Action 3 (initial allocation) Alternative 9f... 4-43
- Figure 4-65. Action 2 (eligibility) Alternative 4, Action 3 (initial allocation) Alternative 10a . 4-44
- Figure 4-66. Action 2 (eligibility) Alternative 4, Action 3 (initial allocation) Alternative 10b. 4-44
- Figure 4-67. Action 2 (eligibility) Alternative 4, Action 3 (initial allocation) Alternative 11a . 4-45
- Figure 4-68. Action 2 (eligibility) Alternative 4, Action 3 (initial allocation) Alternative 11b. 4-45
- Figure 4-69. Action 2 (eligibility) Alternative 4, Action 3 (initial allocation) Alternative 11c . 4-46



## **LIST OF APPENDICES**

Appendix A. Alternatives considered But Eliminated from Analysis

**TABLE OF CONTENTS  
FOR THE ENVIRONMENTAL IMPACT STATEMENT**

Abstract.....

Purpose and need.....

Alternatives.....

Affected environment.....

Environmental consequences.....

List of preparers.....

List of agencies, organizations, and persons  
to whom copies of the statement are sent.....

Index.....

# 1 Introduction

## 1.1 Purpose and Need

**[IPT and AP recommend changing the purpose and need to encompass the following:**

- **Proactive approach to management to prevent derby fishery from developing**
- **Protect sensitive benthic habitat is protected by ensuring fishery participants have high level of knowledge of the fishery and its operation**
- **Modify management of the fishery to allow for ease of transferability of pounds and for flexibility due to vessel breakdowns and medical issues**
- **Reduce the potential for gear conflicts in the golden crab fishery and ensure safety at sea.**
- **Provide economic incentives for the fishery to operate more efficiently and to prevent negative impacts to sensitive habitat.**
- **Promote optimal utilization of the resource and professionalize the fishery.**
- **Maintain participation of fishermen with high level knowledge and experience ]**

Amendment 6 to the Golden Crab Fishery Management Plan (Golden Crab FMP) consists of regulatory actions that focus on the development of a catch share program for the golden crab fishery. Currently, the golden crab fishery is a limited entry fishery and has had a low level of participation. The fishery operates near several deepwater coral habitats of particular concern, which were developed to protect sensitive deepwater coral ecosystems. The level of experience needed to fish near but not among the deepwater coral reefs is quite high and a catch share program is expected to limit participation in the golden crab fishery to those with a high level of experience in the fishery.

A catch share program will also allow the current fishery participants the ability to enhance their at-sea storage systems and develop new markets for the golden crab products.

Management actions proposed in this Amendment include:

- Implement a catch share program for golden crab. These management measures could include:
  - Identify eligibility requirements for initial allocation of privileges to fish a portion of the ACL;

- Allocate privileges to fish a portion of the ACL to individual entities and define criteria for transferability;
- Establish a cap on ownership of privileges;
- Designate a set-aside for new entrants and for borrowing;
- Implement a use or lose provision;
- Devise a method for recovery of the costs of administering, monitoring, and enforcing management of the golden crab fishery.

## **1.2 Management Objectives**

Management objectives of the Golden Crab FMP addressed by this amendment include the following:

1. Prevent overfishing of golden crab by preventing the fishing mortality rate from exceeding the fishing mortality rate that would produce maximum sustainable yield ( $F_{msy}$ )
2. Promote orderly utilization of the resource.
3. Provide for a flexible management system that minimizes regulatory delays while retaining substantial Council and public involvement in management decisions, and rapidly adapts to changes in resource abundance, new scientific information, and changes in fishing patterns among user groups.
4. Develop a mechanism to vest fishermen in the golden crab fishery, and create incentives for conservation and regulatory compliance whereby fishermen can realize potential long-run benefits from efforts to conserve and manage the golden crab resource.
5. Provide a management regime that promotes stability and facilitates long-range planning and investment by harvesters and dealers while avoiding, where possible, the necessity for more stringent management measures and increasing management costs over time.
6. Develop a mechanism that allows the marketplace to drive harvest strategies and product forms in order to maintain product continuity and increase total producer and consumer benefits from the fishery.
7. Promote management regimes that minimize gear and area conflicts among fishermen.
8. Minimize tendency for over-capitalization in the harvesting and processing/distribution sectors.
9. Provide a reasonable opportunity for fishermen to make adequate returns from commercial fishing by controlling entry so that returns are not regularly dissipated by open access, while also providing avenues for fishermen not initially included in the controlled access program to enter the program.

## **1.3 History of Management**

The following is a summary of management actions for the Golden Crab FMP. Other summaries of Council actions and history of management for other Fishery Management Plans are available online at [www.safmc.net](http://www.safmc.net).

## **The Fishery Management Plan for the Golden Crab Fishery of the South Atlantic Region**

The golden crab resource and fishery in the South Atlantic Region was unprotected prior to implementation of the FMP. The Council approved a control date that was published in the Federal Register on April 7, 1995. The Council completed the Golden Crab FMP (SAFMC 1995b) and submitted the plan for formal Secretarial Review on December 15, 1995. Regulations implementing the FMP were published in the Federal Register on August 27, 1996 [61 Federal Register 43952]; various regulations became effective August 27, September 26, and October 28, 1996 and September 7, 1997.

The Golden Crab FMP relies on a system of traditional fishery management plus controlled access. Traditional fisheries management includes measures to provide biological protection to the resource (escape gaps in traps and no retention of female crabs); gear regulation (define allowable gear, degradable panel, tending requirements, gear identification, and maximum trap size by zone); provide for law enforcement (depth limitations and prohibit possession of whole fish or fillets of snapper grouper species); determine the number of participants (vessel and dealer/processor permits); collect the necessary data (vessel/fishermen and dealer/processor reporting); and a framework procedure to adjust the management program (framework adjustments and adjustments to activities authorized by the Secretary of Commerce). Use of these traditional management techniques in other fishery management plans has not solved all fisheries management problems. At best, the fishery resource, in this case golden crab, is biologically protected. Ignored or even exacerbated are underlying social and economic problems resulting from gear conflicts, high regulatory costs, and low marketing incentives. To solve these social and economic problems, managers have increasingly turned to various forms of controlled access or effort limitation. The Council chose to limit the number of vessels in the golden crab fishery. Combining the more traditional fisheries management measures with controlled access best allowed the Council to solve problems in the golden crab fishery.

**Framework Seasonal Adjustment #1** (SAFMC 1997) revised the vessel size limitations applicable when a vessel permit is transferred to another vessel and extended through December 31, 2000, the authorization to use wire cable for a mainline attached to a golden crab trap. The framework document was sent to NMFS on September 26, 1997 and the proposed rule was published on June 26, 1998. The final rule was published in the Federal Register on October 28, 1998 with regulations effective upon publication.

**Amendment 1** (SAFMC 1998b) was a part of the Council's Comprehensive Amendment addressing Essential Fish Habitat in FMPs of the South Atlantic Region. Essential fish habitat for golden crab includes the U.S. Continental Shelf from Chesapeake Bay south through the Florida Straits (and into the Gulf of Mexico). In addition, the Gulf Stream, which occurs within the EEZ, is an essential fish habitat because it provides a mechanism to disperse golden crab larvae. The detailed description of seven essential fish habitat types (a flat foraminiferan ooze habitat; distinct mounds, primarily of dead coral; ripple habitat; dunes; black pebble habitat; low outcrop; and soft-bioturbated habitat) for golden crab is provided in Wenner *et al.* (1987). Refer to **Section 4.0** in this Amendment,

Volume II of the FEP (SAFMC in prep.) and the Habitat Plan (SAFMC 1998a) for a more detailed description of habitat utilized by the managed species. There is insufficient knowledge of the biology of golden crabs to identify spawning and nursery areas and to identify HAPCs. As information becomes available, the Council would evaluate such data and identify HAPCs as appropriate through the framework. In addition, Amendment 1 established a framework procedure to address habitat issues; this framework was added to the framework of all approved FMPs including the Golden Crab FMP. Amendment 1 was submitted to the NMFS on October 9, 1998. The Notice of Availability was published in the Federal Register on March 5, 1999, and the Comprehensive Habitat Amendment was approved on June 3, 1999. The proposed rule was published on July 9, 1999 and a supplement to the proposed rule was published on November 2, 1999. The final rule was published in the Federal Register on June 14, 2000 with regulations becoming effective July 14, 2000.

**Amendment 2** (SAFMC 1998c) was a part of the Council's Comprehensive Amendment addressing Sustainable Fishery Act definitions and other required provisions in FMPs of the South Atlantic Region. The amendment was partially approved on May 19, 1999. The final rule was published in the Federal Register on November 2, 1999 with regulations becoming effective December 2, 1999. The description of fisheries and communities was approved and bycatch reporting was approved. The remaining items for golden crab were disapproved because "the stock status determination criteria are incomplete and, thus, do not totally fulfill the new requirements of the Magnuson-Stevens Act and the national standard guidelines."

**Amendment 3** (SAFMC 2000) extended the authorization to use wire cable for mainlines attached to golden crab traps to December, 31, 2002; modified escape panel sizes for traps; addressed permit renewal requirements including removal of the 5,000-pound harvest requirement for renewing biannual permits and addressed the minimum harvest requirement for permit holders in the Southern Zone; allowed up to a 20% increase in vessel size from the vessel size of the original permit; created a sub-zone within the Southern Zone with specified conditions; allowed two new vessels to be permitted to fish only in the Northern Zone using an earlier list of those wanting to enter the fishery; specified status determination criteria; and modified the FMP framework to allow modifications to the sub-zone.

Lastly, the current effort at managing the golden crab fishery is distinguished by the practice of co-management, which has been defined by McGoodwin (1990) as "a shift away from autocratic and paternalistic modes of management to modes that rely on the joint efforts of traditional fisheries specialists and fishing peoples." The options for managing the fishery that are put forth in this document have been developed by the golden crab fishermen and refined in consultation with the Council. It is hoped that such efforts would increase the legitimacy of the future regulations and make the rationale for such regulations more understandable to all involved.

**Amendment 4**, included in the Comprehensive Ecosystem-Based Amendment 1 (SAFMC 2009b), establishes Allowable Golden Crab Fishing Areas that allow fishermen

to continue to harvest golden crab in two of the proposed deepwater Coral Habitat Areas of Particular Concern. One area is in the Northern Zone (north of 28 degrees N. latitude), three are in the Middle Zone (between 28 degrees N. latitude and 25 degrees N. latitude), where fishery activity is concentrated; and one area is in the Southern Zone (south of 25 degrees N. latitude).

**Amendment 5**, included in the Comprehensive ACL Amendment (SAFMC, under development) will establish an annual catch limit (ACL) for golden crab at a level of 2 million pounds. Amendment 5 will also implement accountability measures if the ACL is reached.

## 2 Actions and Alternatives

This section outlines the proposed actions and alternatives considered by the Council. A complete analysis of these alternatives can be found in **Section 4.0**.

Alternatives the Council considered during the development of this amendment and/or presented at the first round of public hearings but eliminated from further detailed study are described in **Appendix A**.

### 2.1 Action 1. Implement a catch share program for the golden crab fishery

**Alternative 1. No action.** Do not implement a catch share program for the golden crab fishery.

**Alternative 2.** Implement a catch share program for the golden crab fishery.

[AP recommends Alternative 2 as Preferred.]

[IPT recommends exploring other alternatives that would meet the purpose and need, if any.]

#### Selection of Alternatives

##### 2.1.1

##### Comparison of Alternatives

C

**Table 2-1** Summarized comparison of the impacts among alternatives for Action 1

	Alternative 1	Alternative 2
Biological		
Economic		
Social		
Administrative		

##### 2.1.2

##### Conclusion

C

### 2.2 Action 2. Establish eligibility criteria for a golden crab catch share program

**Alternative 1. No Action.** Do not establish eligibility criteria for a golden crab catch share program



**Alternative 2.** Restrict eligibility to current participants who have made landings of 1 pound or greater between 2001 and 2009.

**Alternative 3.** Restrict eligibility to current participants who have made landings of 1 pound or greater between 2005 and 2009.

**Alternative 4.** Restrict eligibility to valid commercial golden crab permit holders.

**Alternative 5.** Restrict eligibility to valid commercial golden crab permit holders and golden crab captains and crew.

**Alternative 6.** Restrict eligibility to valid commercial golden crab permit holders and federally permitted golden crab dealers.

**Alternative 7.** Restrict eligibility to valid commercial golden crab permit holders, federally permitted golden crab dealers, and golden crab captains and crew.

**[IPT and AP recommend removing Alternatives 5-7.]**

**[AP recommends Alternative 4 as Preferred.]**

Selection of Alternatives

**2.2.1  
Comparison of Alternatives**

C

**Table 2-2. Summarized comparison of the impacts among alternatives for Action 2**

	Alternative 1	Alternative 2	Alternative 3	Alternative 4	Alternative 5	Alternative 6	Alternative 7
Biological							
Economic							
Social							
Administrative							

**2.2.2  
Conclusion**

C

**2.3 Action 3. Establish vessel catch history initial allocation**

**Alternative 1. No action.** Do not establish vessel catch history initial allocation.

**Alternative 2.** Use 2002-08 aggregate catch history for each vessel to allocate initial allocation to each vessel owner.

**Alternative 3.** Use 1995-2008 aggregate catch history for each vessel to allocate initial allocation to each vessel owner.

**Alternative 4.** Use 1998-2008 aggregate catch history for each vessel to allocate initial allocation to each vessel owner. Vessels with below 5% initial allocation receive an extra 2% per vessel excluding those receiving greater than 30% initial allocation on all vessels owned combined. The extra 2% comes out of highest share holder portion. Must have 25,000 pounds aggregate catch history from 1998-2008 to receive bonus.

**Alternative 5.** Use 1998-2008 aggregate catch history for each vessel only if vessel has catch history in 1998. Vessels with below 5% initial allocation receive an extra 5% per vessel excluding those receiving greater than 30% initial allocation on vessels owned combined. The extra 5% comes out of highest share holder portion. Must have 25,000 pounds aggregate catch history from 1998-2008 to receive bonus.

**Alternative 6.** Use 2006-08 aggregate catch history for each vessel to allocate initial allocation to each vessel owner. Vessels fishing between 2007 and 2009 that get less than 10% initial allocation receive an additional 7% per vessel excluding those that receive greater than 20% initial allocation on vessels owned combined. The extra 7% comes out of highest share holder. Must have 50,000 pounds aggregate catch history from 2006-08 to receive bonus.

**Alternative 7.** Use 2006-08 aggregate catch history for each vessel to allocate initial allocation to each vessel owner. If vessels fished in the last 5 years and received less than 20% initial allocation, each vessel owner receives an additional 5% excluding those that receive greater than 20% initial allocation on vessels owned combined. The extra 5% comes out of highest share holder. Must have 50,000 pounds aggregate catch history from 2006-08 to receive bonus.

**Alternative 8.** Use the following formula to conduct initial allocation: 50% catch history + 50% equal allocation

**Sub-alternative 8a.** Vessel catch history for 1995-2008. Must have 25,000 pounds aggregate to receive equal allocation portion.

**Sub-alternative 8b.** Vessel catch history for 1995-2008. Must have 50,000 pounds aggregate to receive allocation portion.

**Sub-alternative 8c.** Vessel catch history for 2005-2008. Must have 25,000 pounds aggregate to receive allocation portion.

**Sub-alternative 8d.** Vessel catch history for 2005-2008. Must have 50,000 pounds aggregate to receive allocation portion.

**Sub-alternative 8e.** Vessel catch history for 2002-2008. Must have 25,000 pounds aggregate to receive allocation portion.

**Sub-alternative 8f.** Vessel catch history for 2002-2008. Must have 50,000 pounds aggregate to receive allocation portion.

**Alternative 9.** Use the following formula to conduct initial allocation: 75% catch history + 25% equal allocation

**Sub-alternative 9a.** Vessel catch history for 1995-2008. Must have 25,000 pounds aggregate to receive equal allocation portion.

**Sub-alternative 9b.** Vessel catch history for 1995-2008. Must have 50,000 pounds aggregate to receive allocation portion.

**Sub-alternative 9c.** Vessel catch history for 2005-2008. Must have 25,000 pounds aggregate to receive allocation portion.

**Sub-alternative 9d.** Vessel catch history for 2005-2008. Must have 50,000 pounds aggregate to receive allocation portion.

**Sub-alternative 9e.** Vessel catch history for 2002-2008. Must have 25,000 pounds aggregate to receive allocation portion.

**Sub-alternative 9f.** Vessel catch history for 2002-2008. Must have 50,000 pounds aggregate to receive allocation portion.

**Alternative 10:** Allocate through equal allocation of the total quota (ACL)

**Sub-alternative 10a.** 11 vessel owners

**Sub-alternative 10b.** 4 active vessels

**Alternative 11.** Allocate based on using the vessel's best 3 years averaged

**Sub-alternative 11a.** Vessel catch history for 1995-2008. Must have 25,000 pounds aggregate to receive equal allocation portion.

**Sub-alternative 11b.** Vessel catch history for 1995-2008. Must have 50,000 pounds aggregate to receive allocation portion.

**Sub-alternative 11c.** Vessel catch history for 2005-2008. Must have 25,000 pounds aggregate to receive allocation portion.

**Sub-alternative 11d.** Vessel catch history for 2005-2008. Must have 50,000 pounds aggregate to receive allocation portion.

**Sub-alternative 11e.** Vessel catch history for 2002-2008. Must have 25,000 pounds aggregate to receive allocation portion.

**Sub-alternative 11f.** Vessel catch history for 2002-2008. Must have 50,000 pounds aggregate to receive allocation portion.

### Selection of Alternatives

#### [IPT recommendations:

- Removing some of the alternatives and sub-alternatives for ease of analysis.
- IPT recommends using data through 2010 and beginning no sooner than 1997.]

#### [AP recommendations:

- AP recommends eliminating Alternatives 5,6, 7, and 10.
- AP recommends using 1997 as the first year of data for the qualifying periods in this action.
- AP recommends Alternative 9b in Action 3 as the Preferred.

• If the Council does not choose Alternative 9b, the AP recommends Alternative 8b as the Preferred. ]

C

**2.3.1  
omparison of Alternatives**

**Table 2-3.** Summarized comparison of the impacts among alternatives for Action 3

	Alternative 1	Alternative 2	Alternative 3	Alternative 4	Alternative 5
<b>Biological</b>					
<b>Economic</b>					
<b>Social</b>					
<b>Administrative</b>					

**Table 2-3 continued**

	Alternative 6	Alternative 7	Alternative 8(a)	Alternative 8(b)	Alternative 8(c)
<b>Biological</b>					
<b>Economic</b>					
<b>Social</b>					
<b>Administrative</b>					

**Table 2-3 continued**

	Alternative 8(d)	Alternative 8(e)	Alternative 8(f)	Alternative 9(a)	Alternative 9(b)
<b>Biological</b>					
<b>Economic</b>					
<b>Social</b>					
<b>Administrative</b>					

**Table 2-3 continued**

	Alternative 9(c)	Alternative 9(d)	Alternative 9(e)	Alternative 9(f)	Alternative 10(a)
<b>Biological</b>					
<b>Economic</b>					

<b>Social</b>					
<b>Administrative</b>					

**Table 2-3 continued**

	<b>Alternative 10(b)</b>	<b>Alternative 11(a)</b>	<b>Alternative 11(b)</b>	<b>Alternative 11(c)</b>	<b>Alternative 11(d)</b>
<b>Biological</b>					
<b>Economic</b>					
<b>Social</b>					
<b>Administrative</b>					

**Table 2-3 continued**

	<b>Alternative 11(e)</b>	<b>Alternative 11(f)</b>
<b>Biological</b>		
<b>Economic</b>		
<b>Social</b>		
<b>Administrative</b>		

**2.3.2  
Conclusion**

**C**

**2.4 Action 4. Establish eligibility for harvest [IPT recommends change language to “Establish eligibility to own shares”]**

**Alternative 1. No Action.** Do not establish eligibility for harvest.

**Alternative 2.** Any person holding a current (as in paid fees) permit in any zone is eligible to participate in the golden crab catch share program. New entrants to the fishery must purchase annual pounds and purchase or lease a permit.

**[IPT suggestion to combine Actions 4&6]**

**[AP recommends eliminating Action 4].**

Selection of Alternatives

**2.4.1  
Comparison of Alternatives**

**Table 2-4.** Summarized comparison of the impacts among alternatives for Action 4

	Alternative 1	Alternative 2
<b>Biological</b>		
<b>Economic</b>		
<b>Social</b>		
<b>Administrative</b>		

**2.4.2  
Conclusion**

**2.5 Action 5. Establish criteria and structure of an appeals process**

**Alternative 1. No Action.** Do not specify provisions for an appeals process.

**Alternative 2.** 1-2% of TAC ACL will be set aside for the appeals process. If set aside is not used, it will be returned back to the overall quota pool and will be redistributed based on the original initial allocation to all shareholders. The NMFS Regional Administrator would administer the appeals process. The process will be conducted 90 days after initial allocation and before the bonus is distributed. There will be no hardship clause and the appeals process will rely upon trip tickets to establish additional landings.

**Alternative 3.** A special board composed of state directors/designees will review, evaluate, and make individual recommendations to RA on appeals. Filing of an appeal must be completed within 90 days of the effective date of the final regulations implementing the catch share program. Hardship arguments will not be considered.

**[IPT to change TAC to ACL in document.]**

**[IPT to look into the appeals office role in appeals.]**

**[AP recommends Action 2 as Preferred, using a set-aside of 2% of ACL].**

Selection of Alternatives

**2.5.1  
Comparison of Alternatives**

C

**Table 2-5.** Summarized comparison of the impacts among alternatives for Action 5

	Alternative 1	Alternative 2	Alternative 3
Biological			
Economic			
Social			
Administrative			

**2.5.2  
Conclusion**

C

**2.6 Action 6. Establish criteria for transferability**

**Alternative 1. No Action.** Do not establish criteria for transferability.

**Alternative 2.** Program allows for all or a portion of permanent (quota share) and temporary (annual pounds) sale of quota among all permit holders and those leasing a permit.

**Alternative 3.** Shares or annual pounds can be transferred to golden crab permit holders.

**Alternative 4.** Shares or annual pounds can only be transferred to golden crab permit holders during the first five years of the catch share program and all U.S. citizens and permanent resident aliens thereafter.

**[AP recommends removing Alternative 2. AP recommends Alternative 3 as preferred. ]**

Selection of Alternatives

**2.6.1  
Comparison of Alternatives**

C

**Table 2-6.** Summarized comparison of the impacts among alternatives for Action 6

	Alternative 1	Alternative 2	Alternative 3	Alternative 4

<b>Biological</b>				
<b>Economic</b>				
<b>Social</b>				
<b>Administrative</b>				

**2.6.2  
Conclusion**

**C**

**2.7 Action 7. Define quota share ownership caps**

**Alternative 1. No Action.** Do not establish quota share ownership cap criteria.

**Alternative 2.** Cap on ownership of quota share where the maximum percentage (quota share) initially allocated would serve as the ownership cap.

**Alternative 3.** A maximum of 25% of the quota can be owned as shares by any one entity.

**Alternative 4.** A maximum of 35% of the quota can be owned as shares by any one entity.

**Alternative 5.** A maximum of 45% of the quota can be owned as shares by any one entity.

**Alternative 6.** A maximum of 55% of the quota can be owned as shares by any one entity.

**Alternative 7.** A maximum of 65% of the quota can be owned as shares by any one entity.

**Alternative 8.** A maximum of 75% of the quota can be owned as shares by any one entity.

**[AP recommends an additional alternative of 49% share cap.**

**AP recommends eliminating Alternatives 6-8.**

**AP recommends the 49% share cap as the Preferred.]**

Selection of Alternatives

**2.7.1  
Comparison of Alternatives**

**C**

**Table 2-7.** Summarized comparison of the impacts among alternatives for Action 7



	Alternative 1	Alternative 2	Alternative 3	Alternative 4	Alternative 5
Biological					
Economic					
Social					
Administrative					

**Table 2-7 continued**

	Alternative 6	Alternative 7	Alternative 8
Biological			
Economic			
Social			
Administrative			

**2.7.2  
Conclusion**

C

**2.8 Action 8. Define annual pounds ownership caps**

**Alternative 1. No Action.** Do not identify annual pound ownership caps.

**Alternative 2.** Set the annual pounds cap equal to the corresponding share cap as defined in Action 10 times the annual quota. For any single fishing year, no person shall possess annual pounds in an amount that exceeds the annual pounds cap. Anyone receiving annual pounds in excess of the annual pounds ownership cap would not be able to purchase additional annual pounds. Anyone receiving annual pounds that were less than the annual pounds ownership cap could purchase additional annual pounds up to the amount of the annual pounds ownership cap.

**Alternative 3.** Set the annual pounds cap equal to:

**Sub-alternative 3a.** The share cap specified in Action 10 plus 1% times the annual quota.

**Sub-alternative 3b.** The share cap specified in Action 10 plus 5% times the annual quota.

**Sub-alternative 3c.** The share cap specified in Action 10 plus 10% times the annual quota.

**[IPT and AP recommend removing Action 8.]**

Selection of Alternatives

**2.8.1  
Comparison of Alternatives**

C

**Table 2-8.** Summarized comparison of the impacts among alternatives for Action 8

	Alternative 1	Alternative 2	Alternative 3(a)	Alternative 3(b)	Alternative 3(c)
Biological					
Economic					
Social					
Administrative					

**2.8.2  
Conclusion**

C

**2.9 Action 9. Use it or Lose it policy**

**Alternative 1. No Action.** Do not specify a minimum landings requirement for retaining shares.

**Alternative 2.** Permit owner or person leasing a permit must have used at least 10% of an individual’s quota share for one year (fished, quota share sale, or sale of annual lbs) on a cumulative basis during a two year period using a running average.

**Alternative 3.** Shares that remain inactive for 3 years will be revoked and redistributed proportionately among the remaining shareholders. “Inactive” is defined as using less than 30% of an individual’s allotted shares over a 3-year moving average period.

**Alternative 4.** Shares that remain inactive for 3 years will be revoked and redistributed proportionately among the remaining shareholders. “Inactive” is defined as less than 50% of the allotted shares over a 3-year moving average period.

**[AP recommends rewording of alternatives and recommends revised Alternative 2b as preferred:**

**Alternative 1. Do not specify a minimum landings requirement for retaining shares.**

**Alternative 2: Shares that remain inactive for 3 years will be revoked and redistributed proportionally among the remaining shareholders. “Inactive” is defined as less than 10%**

of the aggregate annual average utilization of the catch share quota over a 3 year moving average period”

Sub-alternative 2a. Landed fish only.

Sub-alternative 2b Landed fish and/or transfer of annual pounds

**Alternative 3.** Shares that remain inactive for 3 years will be revoked and redistributed proportionally among the remaining shareholders. “Inactive” is defined as less than 30% of the aggregate annual average utilization of the catch share quota over a 3 year moving average period”

Sub-alternative 3a. Landed fish only.

Sub-alternative 3b. Landed fish and/or transfer of annual pounds.

**Alternative 4.** Shares that remain inactive for 3 years will be revoked and redistributed proportionally among the remaining shareholders. “Inactive” is defined as less than 50% of the aggregate annual average utilization of the catch share quota over a 3 year moving average period”

Sub-alternative 4a. Landed fish only.

Sub-alternative 4b. Landed fish and/or transfer of annual pounds.]

Selection of Alternatives

**Comparison of Alternatives**

**Table 2-9.** Summarized comparison of the impacts among alternatives for Action 9

	Alternative 1	Alternative 2	Alternative 3	Alternative 4
<b>Biological</b>				
<b>Economic</b>				
<b>Social</b>				
<b>Administrative</b>				

**2.9.1 Conclusion**

**2.10 Action 10. Cost recovery plan**

**Alternative 1. No Action.** Do not implement a cost recovery plan.

**Alternative 2.** Implement a cost recovery plan. All cost recovery fees shall be the responsibility of the recognized shareholder. The cost recovery plan will have the following conditions:

**Sub-alternative 2a.** Cost recovery fees will be calculated at the time of sale of crabs to the registered dealer based on (i) the actual ex-vessel value of the landings or (ii) the standard ex-vessel price of the landings as calculated by NMFS.

**Sub-alternative 2b.** the fee collection and submission shall be the responsibility of (i) the shareholder or (ii) the dealer.

**Sub-alternative 2c.** The collected fees would be submitted to NMFS (i) quarterly or (ii) monthly.

**IPT recommends structure of alternatives to read:**

Alternative 2. Cost recovery fees would be calculated at time of sale at a registered dealer.

Sub 2a: Cost recovery fees would be based on actual ex-vessel value of landings,

Sub 2b: Cost recovery fees would be based on standard ex-vessel value of landings,as calculated by NMFS.

Alternative 3: Fee collection and submission

Sub 3a: shareholder

Sub 3B: Dealer

Alternative 4: Fees submitted to NMFS

Sub 4a: quarterly

Sub 4b: monthly

**AP recommends preferred alternatives that would require cost recovery fees based on standard ex-vessel value calculated by NMFS; collected and submitted by the dealer on a quarterly basis.**

**(Under revised Alternatives, preferreds would be: Sub-Alt 2b, Sub-alt 3b, Sub-alt 4a)]**

Selection of Alternatives

**2.10.1 Comparison of Alternatives**

**Table 2-10.** Summarized comparison of the impacts among alternatives for Action 10

	<b>Alternative 1</b>	<b>Alternative 2(a)</b>	<b>Alternative 2(b)</b>	<b>Alternative 2(c)</b>
<b>Biological</b>				
<b>Economic</b>				
<b>Social</b>				
<b>Administrative</b>				

**2.10.2  
Conclusion**

C

**2.11 Action 11. Establish boat length limit rule**

**Alternative 1. No Action.** Do not establish boat length limit rule.

**Alternative 2.** Eliminate boat length limit rule in the middle and southern Zones.

**[AP recommends eliminating the boat length rule.]**

Selection of Alternatives

**2.11.1  
Comparison of Alternatives**

C

**Table 2-11.** Summarized comparison of the impacts among alternatives for Action 11

	Alternative 1	Alternative 2
Biological		
Economic		
Social		
Administrative		

**2.11.2 Conclusion**

**2.12 Action 12. Address quota share allocation among golden crab fishing zones**

**Alternative 1. No Action.** Participants can use quota in any of the three golden crab fishing zones.

**Alternative 2 .** Participants can use quota in any zone for which they possess a permit.

**Alternative 3.** Eliminate box in southern zone originally established to protect against very large vessels.

**[AP recommends eliminating Action 12 and add language in the amendment that eliminates the southern box upon implementation of the catch share program.]**

Note: The above alternatives are not mutually exclusive.

Selection of Alternatives

**2.12.1 Comparison of Alternatives**

C

**Table 2-12.** Summarized comparison of the impacts among alternatives for Action 12

	Alternative 1	Alternative 2	Alternative 3
Biological			
Economic			
Social			
Administrative			

**2.12.2 Conclusion**

**2.13 Action 13. Establish criteria for permit stacking**

**Alternative 1. No Action.** Do not allow stacking of permits.

**Alternative 2.** Allow for stacking of up to three permits on one vessel so that any zones for which the vessel has a permit can be fished in one trip.

**[AP recommends Alternative 2 as the Preferred.]**

Selection of Alternatives

**2.13.1 Comparison of Alternatives**

**Table 2-13.** Summarized comparison of the impacts among alternatives for Action 13

	Alternative 1	Alternative 2
Biological		

<b>Economic</b>		
<b>Social</b>		
<b>Administrative</b>		

### 2.13.2 Conclusion

## 2.14 Action 14. Monitoring and enforcement

**Alternative 1. No Action.** Do not require additional monitoring and enforcement.

**Alternative 2.** Phase in additional monitoring as necessary based on the economic capacity of the fishery. Explore real-time reporting via electronic monitoring (recording trip ticket and logbook data on a website upon landing).

Note: There may be a discrepancy between logbook landings and trip ticket if, during shipping, there is shrinkage (5-10%) and any such comparison between logbooks and trip tickets would need to account for this. This could happen given that there could be a time difference of 5-7 days between when a crab is caught and when it is sold due to the length of the trip.

**Alternative 3.** Require all fishing vessels engaged in the golden crab catch share program to be equipped with VMS. The purchase, installation, and maintenance of VMS equipment must conform to the protocol established by NMFS in the Federal Register.

**Sub-alternative 3a.** The purchase, installation, and maintenance of the VMS equipment and communications costs will be paid for or arranged by the shareholder.

**Sub-alternative 3b.** The purchase, installation, and maintenance of the VMS equipment and communications costs will be paid for or arranged by NMFS.

**Sub-alternative 3c.** The purchase, installation, and maintenance of the VMS equipment and communications costs will be paid for jointly by the shareholder and NMFS.

**Sub-alternative 3d.** The purchase, installation, and maintenance of the VMS equipment will be paid for by NMFS. Communications costs will be paid for or arranged by the shareholder.

**Alternative 4.** Implement hail-in requirement (at least 3 hrs ahead of time whereby a message could be left or texted in excess of 3 hours) when landing with location and time or other information deemed necessary by enforcement.

**AP recommends eliminating Alternative 2 and 4, and adding language in the amendment that established electronic monitoring and hail-in requirements upon implementation of a catch share program.**

**AP recommends that VMS be used for detecting landing sites and not for monitoring fishing areas because of previous conversations with enforcement and the declaration that**

**VMS is not appropriate for the golden crab fishery for monitoring the allowable golden crab fishing areas in the HAPC.**



Selection of Alternatives

**2.14.1 Comparison of Alternatives**

**Table 2-14.** Summarized comparison of the impacts among alternatives for Action 14

	Alternative 1	Alternative 2	Alternative 3(a)	Alternative 3(b)	Alternative 3(c)
<b>Biological</b>					
<b>Economic</b>					
<b>Social</b>					
<b>Administrative</b>					

**Table 2-14 continued**

	Alternative 3(d)	Alternative 4
<b>Biological</b>		
<b>Economic</b>		
<b>Social</b>		
<b>Administrative</b>		

**2.14.2 Conclusion**

**2.15 Action 15. Establish criteria for new entrants program**

**Alternative 1. No Action.** Do not create provisions that assist new entrants in entering the fishery.

**Alternative 2.** Set aside some amount of annual pounds for new entrants when quota is: (i) released as a part of a violation, (ii) lost quota (use it or lose it provision); and (iii) when the TAC exceeds 3 million pounds (Golden Crab AP).

**Alternative 3.** Set aside 2% of the golden crab TAC each year to be auctioned off to permit holders that do not possess shares.

**Alternative 4.** Set aside 5% of the golden crab TAC each year to be auctioned off to permit holders that do not possess shares.

**Alternative 5.** Set aside 10% of the golden crab TAC each year to be auctioned off to permit holders that do not possess shares.

**[IPT recommends restricting alternatives with sub-alterantives.]**

**[AP recommends eliminating the current alternatives and have the IPT revise the alternatives to develop a new entrant program for discussion in a future AP meeting/call.]**

Selection of Alternatives

**2.15.1 Comparison of Alternatives**

**Table 2-15.** Summarized comparison of the impacts among alternatives for Action 15

	<b>Alternative 1</b>	<b>Alternative 2</b>	<b>Alternative 3</b>	<b>Alternative 4</b>	<b>Alternative 5</b>
<b>Biological</b>					
<b>Economic</b>					
<b>Social</b>					
<b>Administrative</b>					

**2.15.2 Conclusion**

**2.16 Action 16. Establish provisions for banking and borrowing**

**Alternative 1. No Action.** Do not create provisions for banking and borrowing as part of the golden crab catch share program.

**Alternative 2.** Establish a 20,000 lbs borrowing allowance each year.

**AP and IPT recommends eliminating Action 16.**

Selection of Alternatives

### 2.16.1 Comparison of Alternatives

**Table 2-16.** Summarized comparison of the impacts among alternatives for Action 16

	Alternative 1	Alternative 2
<b>Biological</b>		
<b>Economic</b>		
<b>Social</b>		
<b>Administrative</b>		

### 2.16.2 Conclusion

#### 2.17 Action 17. Collection of royalties from resource use

**Alternative 1. No Action.** Do not collect royalties from shareholders for use of the golden crab fishery

**Alternative 2.** Hold an annual auction of portions of the TAC to fishermen with a golden crab permit. Place funds collected through the auction into an account where the funds help pay for golden crab fishery management.

**Alternative 3.** Redefine golden crab shares so that they expire every 5 years with a start date upon implementation of this amendment. The Council will determine if the share owner is re-issued the shares for another 5 years after the time has expired. An auction will be used to determine the next owner. Auction participants must own a golden crab permit. Place funds collected through the auction into an account where the funds help pay for golden crab fishery management.

**Alternative 4.** Redefine golden crab shares so that they expire every 10 years with a start date upon implementation of this amendment. The Council will determine if the share owner is re-issued the shares for another 10 years after the time has expired. An auction will be used to determine the next owner. Auction participants must own a golden crab permit. Place funds collected through the auction into an account where the funds help pay for golden crab fishery management.

**Alternative 5.** Assess a tax on shareholders equal to an estimation of “super profits” (profits that exceed “normal profit”) made in the fishery.

**AP and IPT recommends eliminating Action 17.**

Selection of Alternatives

**2.17.1 Comparison of Alternatives**

**Table 2-17.** Summarized comparison of the impacts among alternatives for Action 17

	Alternative 1	Alternative 2	Alternative 3	Alternative 4	Alternative 5
<b>Biological</b>					
<b>Economic</b>					
<b>Social</b>					
<b>Administrative</b>					

**2.17.2 Conclusion**

**2.18 Action 18. Annual pounds overage**

**Alternative 1. No Action.** Do not allow fishermen to exceed their annual pounds.

**Alternative 2.** A person on board a vessel with the shareholder’s only remaining golden crab allocation may exceed, by up to 5%, the shareholder’s annual pounds remaining on the last fishing trip of the year.

**Alternative 3.** A person on board a vessel with the shareholder’s only remaining golden crab allocation may exceed, by up to 10%, the shareholder’s annual pounds remaining on the last fishing trip of the year.

**AP recommends modifying Alternative 2 to allow a shareholder to exceed by 10% on the last fishing trip of the year, and Alternative 3 to allow 20%; and add language to the alternatives that there will be a payback required in the subsequent year of the shareholder’s allocation.**

**AP recommends the modified Alternative 3 as the Preferred.**

Selection of Alternatives

**2.18.1  
omparison of Alternatives**

**C**

**Table 2-18.** Summarized comparison of the impacts among alternatives for Action 18

	Alternative 1	Alternative 2	Alternative 3	Alternative 4	Alternative 5
<b>Biological</b>					
<b>Economic</b>					
<b>Social</b>					
<b>Administrative</b>					

**2.18.2  
Conclusion**

C

**2.19 Action 19. Approved landing sites**

**Alternative 1. No Action.** Do not establish approved landing sites for the golden crab catch share program.

**Alternative 2.** Establish approved landing sites for the golden crab catch share program. All participants must land at one of these sites to participate in the program.

**Sub-alternative 2a.** Approved landing sites will be selected by fishermen but must be approved by NMFS Office of Law Enforcement (OLE) prior to use.

**Sub-alternative 2b.** Approved landings sites will be selected by the Council and NMFS, based on industry recommendations and resource availability.

**AP recommends Alternative 2a as the Preferred**

Selection of Alternatives

**2.19.1 Comparison of Alternatives**

**Table 2-19.** Summarized comparison of the impacts among alternatives for Action 19

	Alternative 1	Alternative 2(a)	Alternative 2(b)
<b>Biological</b>			
<b>Economic</b>			
<b>Social</b>			
<b>Administrative</b>			

## 2.19.2 Conclusion

## 2.20 Action 20. Adjustments in Annual Allocations of Commercial TAC

**Alternative 1. No Action.** Do not allow for adjustments in annual allocation of commercial TAC.

**Alternative 2.** Annually allocate adjustments in the commercial quota proportionately among eligible shareholders (e.g., those eligible at the time of the adjustment) based on the percentage of the commercial quota each holds at the time of the adjustment.

**Alternative 3.** Allocate adjustments in the commercial quota through an auction system. All golden crab shareholders are allowed to place bids.

**AP recommends eliminating Action 20 and adding language in the amendment that specifies that annual adjustments in the commercial ACL will be allocated proportionately among eligible shareholders based on the percentage of the quota each holds at the time of the adjustment.**

### Selection of Alternatives

#### 2.20.1 Comparison of Alternatives

**Table 2-20.** Summarized comparison of the impacts among alternatives for Action 20

	Alternative 1	Alternative 2	Alternative 3
Biological			
Economic			
Social			
Administrative			

#### 2.20.2 Conclusion

### 3 Affected Environment

#### 3.1 Habitat

##### 3.1.1 Description and distribution

Wenner *et al.* (1987) note: “Other studies have described an association of *Geryon quinquedens* (deep-sea red crab) with soft substrates. Wigley *et al.* (1975) noted that bottom sediments throughout the area surveyed for red crab from offshore Maryland to Corsair Canyon (Georges Bank) consisted of a soft, olive-green, silt-clay mixture. If golden crabs preferentially inhabit soft substrates, then their zone of maximum abundance may be limited within the South Atlantic Bight. Surveys by Bullis and Rathjen (1959) indicated that green mud occurred consistently at 270-450 meters between St. Augustine and Cape Canaveral, FL (30°N and 28°N). This same depth range from Savannah, GA, to St. Augustine was generally characterized by Bullis and Rathjen (1959) as extremely irregular bottom with some smooth limestone or “slab” rock present. Our study indicates, however, that the bottom due east between Savannah and St. Catherine’s Island, GA, at 270-540 meters consists of mud and biogenic ooze. Further north from Cape Fear, NC, to Savannah, bottom topography between 270 and 450 m is highly variable with rocky outcrops, sand and mud ooze present (Low and Ulrich 1983).”

In a subsequent study using a submersible, Wenner and Barans (1990) found the greatest abundance in rock outcrops:

“Observations on density and a characterization of essential habitat for golden crab, *Chaceon fenneri*, were made from a submersible along 85 transects in depths of 389-567 meters approximately 122 kilometers southeast of Charleston, South Carolina. Additional observations on habitat were made on 16 transects that crossed isobaths between 293-517 meters.

Seven essential habitat types can be identified for golden crab from observations:

- A flat foraminiferan ooze habitat (405-567 meters) was the most frequently encountered habitat. This habitat type is characterized by pteropod-foraminiferan debris mixed with larger shell fragments, a sediment surface mostly covered with a black phosphorite precipitate.
- Distinct mounds, primarily of dead coral at depths of 503 to 555 meters, constituted 20% of the bottom surveyed on dives to count crabs. Coral mounds rose approximately 15 to 23 meters in height above the surrounding sea floor and included several that were thinly veneered with a fine sediment and dead coral fragments, as well as a number that were thickly encrusted with live branching ahermatypic corals (*Lophelia prolifera* and *Enallopsammia profunda*). Fan-shaped sponges, pennatulids and crinoids were oriented into the northerly 1.4-1.9 kilometer per hour current. The decapod crustaceans *Bathynectes longispina*, *Eugonatonotus crassus* and *Eumunida*

*picta*, the black-bellied rosefish, *Helicolenus dactylopterus*, and the wreckfish, *Polyprion americanus*, were frequently sighted along transects in the coral mound habitat.

- Ripple habitat (320-539 meters); dunes (389-472 meters); black pebble habitat (446-564 meters); low outcrop (466-512 meters); and soft-bioturbated habitat (293-475 meters). A total of 109 *C. fenneri* were sighted within the 583,480 m<sup>2</sup> of bottom surveyed. Density (mean no. per 1,000 m<sup>2</sup>) was significantly different among habitats, with highest values (0.7 per 1,000 m<sup>2</sup>) noted among low rock outcrops. Lowest densities were observed in the dune habitat (<0.1 per 1,000 m<sup>2</sup>), while densities for other habitats were similar (0.15-0.22 per 1,000 m<sup>2</sup>)."

A similar submersible study in the eastern Gulf of Mexico (Lindberg and Lockhart 1993) found similar results with higher abundance of golden crab on hardbottom: "Within the bathymetric range of golden crabs, crab abundance may be related more to habitat type than to depth. The greatest density (36.5 crabs/hectare) occurred on or near hard-bottom canyon features."

Golden crabs occupy offshore oceanic waters along the Atlantic and Gulf of Mexico coasts as adults. Offshore areas used by adults are probably the least affected by habitat alterations and water quality degradation. Currently, the primary threat comes from oil and gas development and production, offshore dumping of dredged material, disposal of chemical and other wastes, and the discharge of contaminants by river systems.

### **3.1.2 Essential Fish Habitat**

Essential fish habitat for golden crab includes the U.S. Continental Shelf from Chesapeake Bay south through the Florida Straits (and into the Gulf of Mexico). In addition, the Gulf Stream is an essential fish habitat because it provides a mechanism to disperse golden crab larvae. The detailed description of seven essential fish habitat types (a flat foraminiferan ooze habitat; distinct mounds, primarily of dead coral; ripple habitat; dunes; black pebble habitat; low outcrop; and soft-bioturbated habitat) for golden crab is provided above and in Wenner et al. (1987).

Refer to Section 3.0 in the Habitat Plan (SAFMC 1998) for a more detailed description of habitat utilized by the managed species. Also, it should be noted that the Gulf Stream occurs within the EEZ.

### **Essential Fish Habitat-Habitat Areas of Particular Concern**

There is insufficient knowledge of the biology of golden crabs to identify spawning and nursery areas and to identify HAPCs at this time. As information becomes available, the Council will evaluate such data and identify HAPCs as appropriate.




## 3.2 Biological/Ecological Environment

### 3.2.1 Species Most Impacted by this Amendment

#### 3.2.1.1 Golden Crab

The golden crab, *Chaceon fenneri* (**Figure 3-1**), is a large gold or buff colored species whose diagnostic characters include a hexagonal carapace; five anterolateral teeth on each side of carapace; well-developed, large frontal teeth; shallow, rounded orbits; chelipeds unequal; and the dactyli of the walking legs laterally compressed (Manning and Holthuis 1984, 1986). Golden crabs inhabit the continental slope of Bermuda (Luckhurst 1986, Manning and Holthuis 1986) and the southeastern U.S. from off Chesapeake Bay (Schroeder 1959), south through the Straits of Florida and into the eastern Gulf of Mexico (Manning and Holthuis 1984, 1986; Otwell *et al.* 1984; Wenner *et al.* 1987; Erdman 1990).



**Figure 3-1.** Golden Crab, *Chaceon fenneri*

Reported depth distributions of *C. fenneri* range from 205 meters (672 feet) off the Dry Tortugas (Manning and Holthuis 1984) to 1,007 meters (3,304 feet) (off Bermuda (Manning and Holthuis 1986). Size of males examined ranged from 34 to 139 millimeters (1.3-5.5 inches) carapace length (CL) and females ranged from 39 to 118 millimeters (1.5-4.6 inches) CL. Ovigerous females have been reported during September, October, and November, and ranged in size from 91 to 118 millimeters (3.6-4.6 inches) CL (Manning and Holthuis 1984, 1986).

#### **Reproduction**

Reproduction and anatomy of the reproductive tracts of males and females of the golden crab were studied by Hinsch (1988) in specimens collected from deep water of the eastern Gulf of Mexico:

“The male crab is larger than the female. Their reproductive tracts are typical of brachyurans. Light and electron microscopic studies of the testes and vasa deferentia at various times during the year indicate that *C. fenneri* has a single reproductive season. Spermatogenesis begins in the fall. Mating occurs during March and April. The reproductive organs of males are reduced in size from May through September.

The fully developed ovary of golden crabs is purple in color. Females oviposit in September and October. Females undergo vitellogenesis at the same time that they carry eggs

undergoing embryonic development. Females with broods have ovaries which vary in color and size. They release their larvae during February and March. Females may be reproductive for several seasons and appear to be capable of mating while in the hardened condition”

### **Development, growth and movement patterns**

Wenner *et al.* (1987) found in the South Atlantic Bight that: “Size-related distribution of *C. fenneri* with depth, similar to that reported for red crab, may occur in the South Atlantic Bight. We found the largest crabs in the shallowest (274-366 m) and deepest (733-823 m) strata. A clear trend of size-related up-slope migrations such as Wigley *et al.* (1975) reported for *C. quinque-dens* (deep-sea red crab) is not apparent, however, because of trap bias for capture of larger crabs of both sexes. Otwell *et al.* (1984) also noted no pattern in size of golden crab by depth for either sex. Tagging studies of red crab off southern New England provided no evidence for migration patterns and indicated instead that tagged crabs seldom moved more than 20 km from their site of release (Lux *et al.* 1982).”

Lindberg and Lockhart (1993) found in the Gulf of Mexico:

“The golden crab *Chaceon fenneri* in the eastern Gulf of Mexico exhibits a typical bathymetric pattern of partial sex zonation and an inverse size-depth relationship, as first reported for red crabs (*C. quinque-dens*: Wigley *et al.*, 1975; *C. maritae*: Beyers and Wilke, 1980). Sex segregation, with females shallower than most males, was more evident in our results than in those of Wenner *et al.* (1987) from the South Atlantic Bight, primarily because our trap catch had a higher proportion of females (25.9% compared to 5.2%).”

### **Ecological relationships**

Feeding habits are very poorly known. Golden crabs are often categorized as scavengers that feed opportunistically on dead carcasses deposited on the bottom from overlying waters (Hines 1990).

### **Abundance and status of stocks**

Golden crab abundance studies are limited. Data from the South Atlantic Bight (Wenner *et al.* 1987) estimated abundance from visual assessment was 1.9 crabs per hectare while traps caught between 2 and 10 kilograms (4-22 pounds) per trap. Wenner and Barans (1990) estimated the golden crab population in small areas of 26-29 square kilometers (10-11 square miles) between 300-500 meters (984-1,640 feet) off Charleston to be 5,000-6,000 adult crabs. In the eastern Gulf of Mexico adult standing stock was estimated to be 7.8 million golden crabs and the biomass was estimated to be 6.16 million kilograms (13.6 million pounds) (Lindberg *et al.* 1989). Experimental trapping off Georgia yielded an average catch of 7 kilograms (15 pounds) per trap (Kendall 1990).

Based on exploratory trapping, golden crab maximum abundance occurs between 367 and 549 meters (1,204-1,801 feet) in the South Atlantic Bight. Information on sediment composition suggests that golden crab abundance is influenced by sediment type with highest catches on substrates containing a mixture of silt-clay and foraminiferan shell (Wenner *et al.* 1987).

### 3.2.2 Other Affected Species

#### 3.2.3

#### Endangered Species Act (ESA)-Listed Species

Species listed as endangered or threatened under the ESA, along with any designated critical habitat(s) in the action area, are listed below. A review of the species' biology, population status, distribution, and on-going threats is provided in order to evaluate potential effects of the fishery and proposed action(s) on the listed species, as required by Section 7 of the ESA.

Section 7(a)(2) requires federal agencies ensure any activity they authorize, fund, or carry out is not likely to jeopardize the continued existence of listed species or result in destruction or adverse modification of designated critical habitat.

#### List of Species and Designated Critical Habitat in the Action Area

##### Endangered

Blue whale	<i>Balaenoptera musculus</i>
Humpback whale	<i>Megaptera novaeangliae</i>
Fin whale	<i>Balaenoptera physalus</i>
North Atlantic right whale	<i>Eubalaena glacialis</i>
Sei whale	<i>Balaenoptera borealis</i>
Sperm whale	<i>Physeter macrocephalus</i>
Leatherback sea turtle	<i>Dermochelys coriacea</i>
Hawksbill sea turtle	<i>Eretmochelys imbricata</i>
Kemp's Ridley turtle	<i>Lepidochelys kempii</i>
Green turtle*	<i>Chelonia mydas</i>
Smalltooth sawfish**	<i>Pristis pectinata</i>

\*Green turtles in U.S. waters are listed as threatened except the Florida breeding population, which is listed as endangered.

\*\*U.S. distinct population segment

##### Threatened

Loggerhead turtle	<i>Caretta caretta</i>
Elkhorn coral	<i>Acropora palmata</i>
Staghorn coral	<i>A. cervicornis</i>

##### Proposed Species

None

##### Right Whale Critical Habitat

North Atlantic right whale critical habitat has been designated in the U.S. Southeast Atlantic from the mouth of the Altamaha River, Georgia, to Jacksonville, Florida, out 27 kilometers (15 nautical miles) and from Jacksonville, Florida, to Sebastian Inlet, Florida, out 9 kilometers (5 nautical miles). A portion of this area lies within the EEZ.

### Acropora spp. Critical Habitat

The physical feature essential to the conservation of elkhorn and staghorn corals is: substrate of suitable quality and availability to support larval settlement and recruitment, and re-attachment and recruitment of asexual fragments. “Substrate of suitable quality and availability” is defined as natural consolidated hard substrate or dead coral skeleton that is free from fleshy or turf macroalgae cover and sediment cover.

Critical habitat includes one specific area of the Atlantic Ocean offshore of Palm Beach, Broward, Miami-Dade, and Monroe counties, Florida, and three specific areas of the Atlantic Ocean and Caribbean Sea offshore of the U.S. Territories of Puerto Rico and the U.S. Virgin Islands. The boundaries of each specific critical habitat area are described below. Except as specified below, the seaward boundary is the 30-meter (98-foot) depth contour and the shoreward boundary is the line of mean low water (MLW; 33 CFR 2.20). Within these boundaries, discrete areas of water deeper than 30 meters (98 feet) are not included.

(1) Florida Area: The Florida area contains three sub-areas.

(i) The shoreward boundary for Florida sub-area A begins at the 1.8-meter (6-foot) contour at the south side of Boynton Inlet, Palm Beach County at 26° 32' 42.5" N; then runs due east to the point of intersection with the 30-meter (98-foot) contour; then follows the 30-meter (98-foot) contour to the point of intersection with latitude 25° 45' 55" N, Government Cut, Miami-Dade County; then runs due west to the point of intersection with the 6-foot (1.8-meter) contour, then follows the 1.8-meter (6-foot) contour to the beginning point.

(ii) The shoreward boundary of Florida sub-area B begins at the MLW line at 25° 45' 55" N, Government Cut, Miami-Dade County; then runs due east to the point of intersection with the 30-meter (98-foot) contour; then follows the 30-meter (98-foot) contour to the point of intersection with longitude 82° W; then runs due north to the point of intersection with the South Atlantic Fishery Management Council boundary at 24° 31' 35.75" N; then follows this boundary to a point of intersection with the MLW line at Key West, Monroe County; then follows the MLW line, the Council boundary (see 50 CFR 600.105(c)), and the COLREGS line (see 33 CFR 80.727, 730, 735, and 740) to the beginning point.

(iii) The seaward boundary of Florida sub-area C (the Dry Tortugas) begins at the northern intersection of the 30-meter (98-foot) contour and longitude 82° 45' W; then follows the 30-meter (98-foot) contour west around the Dry Tortugas, to the southern point of intersection with longitude 82° 45' W; then runs due north to the beginning point.

(2) Puerto Rico Area: All areas surrounding the islands of the Commonwealth of Puerto Rico, 30-meter (98-foot) in depth and shallower, seaward of the COLREGS line (see 33 CFR 80.738).

(3) St. Thomas/St. John Area: All areas surrounding the islands of St. Thomas and St. John, U.S. Virgin Islands, and smaller surrounding islands, 30-meter (98-foot) in depth and shallower.

(4) St. Croix Area: All areas surrounding the island of St. Croix, U.S. Virgin Islands, 30-meter (98-foot) in depth and shallower.

Species under U.S. Fish and Wildlife Service (USFWS) Jurisdiction:

Endangered

Bermuda Petrel	<i>Pterodroma cahow</i>
Roseate Tern***	<i>Sterna dougallii</i>

\*\*\* North American populations federally listed under the ESA: endangered on Atlantic coast south to NC, threatened elsewhere.

**ESA-Listed Sea Turtles**

Green, hawksbill, Kemp's ridley, leatherback, and loggerhead sea turtles are all highly migratory and travel widely throughout the South Atlantic. The following sections are a brief overview of the general life history characteristics of the sea turtles found in the South Atlantic region. Several volumes exist that cover more thoroughly the biology and ecology of these species (i.e., Lutz and Musick (eds.) 1997, Lutz *et al.* (eds.) 2002).

**Green** sea turtle hatchlings are thought to occupy pelagic areas of the open ocean and are often associated with *Sargassum* rafts (Carr 1987, Walker 1994). Pelagic stage green sea turtles are thought to be carnivorous. Stomach samples of these animals found ctenophores and pelagic snails (Frick 1976, Hughes 1974). At approximately 20 to 25 centimeters (8-10 inches) carapace length, juveniles migrate from pelagic habitats to benthic foraging areas (Bjorndal 1997). As juveniles move into benthic foraging areas a diet shift towards herbivory occurs. They consume primarily seagrasses and algae, but are also known to consume jellyfish, salps, and sponges (Bjorndal 1980, 1997; Paredes 1969; Mortimer 1981, 1982). The diving abilities of all sea turtles species vary by their life stages. The maximum diving range of green sea turtles is estimated at 110 meters (360 feet) (Frick 1976), but they are most frequently making dives of less than 20 meters (65 feet) (Walker 1994). The time of these dives also varies by life stage. The maximum dive length is estimated at 66 minutes with most dives lasting from 9 to 23 minutes (Walker 1994).

The **hawksbill's** pelagic stage lasts from the time they leave the nesting beach as hatchlings until they are approximately 22-25 centimeters (8-10 inches) in straight carapace length (Meylan 1988, Meylan and Donnelly 1999). The pelagic stage is followed by residency in developmental habitats (foraging areas where juveniles reside and grow) in coastal waters. Little is known about the diet of pelagic stage hawksbills. Adult foraging typically occurs over coral reefs, although other hard-bottom communities and mangrove-fringed areas are occupied occasionally. Hawksbills show fidelity to their foraging areas over several years (van Dam and Diéz 1998). The hawksbill's diet is highly specialized and consists primarily of sponges (Meylan 1988). Gravid females have been noted ingesting coralline substrate (Meylan 1984) and calcareous algae (Anderes Alvarez and Uchida 1994), which are believed to be possible sources of calcium to aid in eggshell production. The maximum diving depths of these animals are not known, but the maximum length of dives is estimated at 73.5 minutes. More routinely, dives last about 56 minutes (Hughes 1974).

**Kemp's ridley** hatchlings are also pelagic during the early stages of life and feed in surface waters (Carr 1987, Ogren 1989). Once the juveniles reach approximately 20 centimeters (8 inches) carapace length they move to relatively shallow (less than 50 meters; 164 feet.) benthic foraging habitat over unconsolidated substrates (Márquez-M. 1994). They have also been observed transiting long distances between foraging habitats (Ogren 1989). Kemp's ridleys feeding in these nearshore areas primarily prey on crabs, though they are also known to ingest mollusks, fish, marine vegetation, and shrimp (Shaver 1991). The fish and shrimp Kemp's ridleys ingest are not thought to be a primary prey item but instead may be scavenged opportunistically from bycatch discards or from discarded bait (Shaver 1991). Given their predilection for shallower water, Kemp's ridleys most routinely make dives of 50 m or less (Soma 1985, Byles 1988). Their maximum diving range is unknown. Depending on the life stage Kemp's ridleys may be able to stay submerged anywhere from 167 minutes to 300 minutes, though dives of 12.7 minutes to 16.7 minutes are much more common (Soma 1985, Mendonca and Pritchard 1986, Byles 1988). Kemp's ridleys may also spend as much as 96% of their time underwater (Soma 1985, Byles 1988).

**Leatherbacks** are the most pelagic of all ESA-listed sea turtles and spend most of their time in the open ocean although they will enter coastal waters and are seen over the continental shelf on a seasonal basis to feed in areas where jellyfish are concentrated. Leatherbacks feed primarily on cnidarians (medusae, siphonophores) and tunicates. Unlike other sea turtles, leatherbacks' diets do not shift during their life cycles. Because leatherbacks' ability to capture and eat jellyfish is not constrained by size or age, they continue to feed on these species regardless of life stage (Bjorndal 1997). Leatherbacks are the deepest diving of all sea turtles. It is estimated that these species can dive in excess of 1000 meters (Eckert *et al.* 1989) but more frequently dive to depths of 50 to 84 meters (Eckert *et al.* 1986). Dive times range from a maximum of 37 minutes to more routine dives of 4 to 14.5 minutes (Standora *et al.* 1984, Eckert *et al.* 1986, Eckert *et al.* 1989, Keinath and Musick 1993). Leatherbacks may spend 74% to 91% of their time submerged (Standora *et al.* 1984).

**Loggerhead** hatchlings forage in the open ocean and are often associated with *Sargassum* rafts (Hughes 1974, Carr 1987, Walker 1994, Bolten and Balazs 1995). The pelagic stage of these sea turtles are known to eat a wide range of things including salps, jellyfish, amphipods, crabs, syngnathid fish, squid, and pelagic snails (Brongersma 1972). Stranding records indicate that when pelagic immature loggerheads reach 40-60 centimeters (16-23 inches) straight-line carapace length they begin to live in coastal inshore and nearshore waters of the continental shelf throughout the U.S. Atlantic (Witzell 2002). Here they forage over hard- and soft-bottom habitats (Carr 1986). Benthic foraging loggerheads eat a variety of invertebrates with crabs and mollusks being an important prey source (Burke *et al.* 1993). Estimates of the maximum diving depths of loggerheads range from 211 to 233 meters (692-764 feet.) (Thayer *et al.* 1984, Limpus and Nichols 1988). The lengths of loggerhead dives are frequently between 17 and 30 minutes (Thayer *et al.* 1984, Limpus and Nichols 1988, Limpus and Nichols 1994, Lanyan *et al.* 1989) and they may spend anywhere from 80 to 94% of their time submerged (Limpus and Nichols 1994, Lanyan *et al.* 1989).

### **ESA-Listed Marine Fish**

The historical range of the **smalltooth sawfish** in the U.S. ranged from New York to the Mexico border. Their current range is poorly understood but believed to have contracted from these historical areas. In the South Atlantic region, they are most commonly found in Florida, primarily off the Florida Keys (Simpfendorfer and Wiley 2004). Only two smalltooth sawfish have been recorded north of Florida since 1963 (the first was captured off North Carolina in 1999 (Schwartz 2003) and the other off Georgia 2002 [Burgess unpublished data]). Historical accounts and recent encounter data suggest that immature individuals are most common in shallow coastal waters less than 25 meters (Bigelow and Schroeder 1953, Adams and Wilson 1995), while mature animals occur in waters in excess of 100 meters (Simpfendorfer pers. comm. 2006). Smalltooth sawfish feed primarily on fish. Mullet, jacks, and ladyfish are believed to be their primary food resources (Simpfendorfer 2001). Smalltooth sawfish also prey on crustaceans (mostly shrimp and crabs) by disturbing bottom sediment with their saw (Norman and Fraser 1938, Bigelow and Schroeder 1953).

NMFS convened the Smalltooth Sawfish Recovery Team, comprising sawfish scientists, managers, and environmental managers, to develop a plan to recover the U.S. distinct population segment (DPS) of smalltooth sawfish. The plan recommends specific steps to recover the DPS, focusing on reducing fishing impacts, protecting important habitats, and educating the public. The draft recovery plan was made available for public comment in August 2006 and can be found at [www.nmfs.noaa.gov](http://www.nmfs.noaa.gov). On May 1, 2009, the Southeast Regional Office, Sustainable Fisheries Division, requested reinitiation of the Endangered Species Act section 7 consultation on the South Atlantic shrimp fishery and its effects on smalltooth sawfish because the amount of authorized incidental take for smalltooth sawfish had been exceeded. The most recent biological opinion on shrimp fishing under the Shrimp Fishery Management Plan for the South Atlantic, completed on February 25, 2005, concluded the continued authorization of the South Atlantic shrimp fishery is not likely to jeopardize the continued existence of smalltooth sawfish. An incidental take statement was issued authorizing the annual incidental lethal take of up to one smalltooth sawfish. A smalltooth sawfish take was observed in a shrimp trawl in the South Atlantic exclusive economic zone (EEZ) on July 26, 2008. It was in poor condition and believed not to have survived the interaction. Three additional smalltooth sawfish were observed taken in a shrimp trawls in the South Atlantic EEZ during a fishing trip from March 5-9, 2009. One of the smalltooth sawfish is thought to have died from the interaction; the other two were released alive and assumed to have survived.

Under the Endangered Species Act (ESA), it is illegal to catch or harm an endangered sawfish. However, some fishermen catch sawfish incidentally while fishing for other species. NMFS and the Smalltooth Sawfish Recovery Team have developed guidelines to fishermen telling them how to safely handle and release any sawfish they catch.

### **ESA-Listed Marine Invertebrates**

Elkhorn (*Acropora palmata*) and staghorn (*A. cervicornis*) coral were listed as threatened under the ESA on May 9, 2006. The Atlantic *Acropora* Status Review (*Acropora* Biological Review Team 2005) presents a summary of published literature and other currently available scientific information regarding the biology and status of both these species.

**Elkhorn** and **staghorn** corals are two of the major reef-building corals in the wider Caribbean. In the South Atlantic region, they are found most commonly in the Florida Keys; staghorn coral occurs the furthest north with colonies documented off Palm Beach, Florida (26°3'N). The depth range for these species ranges from <1 meter (3 feet) to 60 meters (197 feet). The optimal depth range for elkhorn is considered to be 1 to 5 meters (3-16 feet) depth (Goreau and Wells 1967), while staghorn corals are found slightly deeper, 5 to 15 meters (16-49 feet) (Goreau and Goreau 1973).

All Atlantic *Acropora* species (including elkhorn and staghorn coral) are considered to be environmentally sensitive, requiring relatively clear, well-circulated water (Jaap *et al.* 1989). Optimal water temperatures for elkhorn and staghorn coral range from 25° to 29°C (77-84°F) (Ghiold and Smith 1990, Williams and Bunkley-Williams 1990). Both species are almost entirely dependent upon sunlight for nourishment, contrasting the massive, boulder-shaped species in the region (Porter 1976, Lewis 1977) that are more dependent on zooplankton. Thus, Atlantic *Acropora* species are much more susceptible to increases in water turbidity than some other coral species.

Fertilization and development of elkhorn and staghorn corals is exclusively external. Embryonic development culminates with the development of planktonic larvae called planulae (Bak *et al.* 1977, Sammarco 1980, Rylaarsdam 1983). Unlike most other coral larvae, elkhorn and staghorn planulae appear to prefer to settle on upper, exposed surfaces, rather than in dark or cryptic ones (Szmant and Miller 2006), at least in a laboratory setting. Studies of elkhorn and staghorn corals indicated that larger colonies of both species<sup>1</sup> had higher fertility rates than smaller colonies (Soong and Lang 1992).

### **Species of Concern**

NOAA Fisheries Service has created a list of Species of Concern as a publicly available list identifying other species of concern. These are species about which NOAA Fisheries Service has some concerns regarding status and threats, but for which insufficient information is available to indicate a need to list the species under the ESA. NOAA Fisheries Service uses the list to draw proactive attention and conservation action to these species. No federal mandate protects species of concern under the ESA although voluntary protection of these species is urged. To date, no incidental capture of any of these species has been reported in the golden crab fishery in the South Atlantic region.

#### List of Marine Species of Concern in the Southeastern U. S.

Dusky shark	<i>Carcharhinus obscurus</i>
Sand tiger shark	<i>Odontaspis taurus</i>
Night shark	<i>Carcharhinus signatus</i>
Atlantic sturgeon	<i>Acipenser oxyrinchus oxyrinchus</i>
Mangrove rivulus	<i>Rivulus marmoratus</i>
Oposum pipefish	<i>Micropphis barchyurus lineatus</i>
Key silverside	<i>Menidia conchorum</i>
Goliath grouper	<i>Epinephelus itajara</i>

<sup>1</sup> As measured by surface area of the live colony



Speckled hind	<i>Epinephelus drummondhayi</i>
Warsaw grouper	<i>Epinephelus nigritus</i>
Nassau grouper	<i>Epinephelus striatus</i>
Atlantic white marlin	<i>Tetrapturus albidus</i>
Ivory Tree Coral	<i>Oculina varicosa</i>

### 3.3 Administrative Environment

#### 3.3.1 The Fishery Management Process and Applicable Laws

##### 3.3.1.1 Federal Fishery Management

Federal fishery management is conducted under the authority of the Magnuson-Stevens Fishery Conservation and Management Act (Magnuson-Stevens Act) (16 U.S.C. 1801 et seq.), originally enacted in 1976 as the Fishery Conservation and Management Act. The Magnuson-Stevens Act claims sovereign rights and exclusive fishery management authority over most fishery resources within the U.S. EEZ, an area extending 200 nautical miles from the seaward boundary of each of the coastal states, and authority over U.S. anadromous species and continental shelf resources that occur beyond the U.S. EEZ.

Responsibility for Federal fishery management decision-making is divided between the U.S. Secretary of Commerce (Secretary) and eight regional fishery management councils that represent the expertise and interests of constituent states. Regional councils are responsible for preparing, monitoring, and revising management plans for fisheries needing management within their jurisdiction. The Secretary is responsible for collecting and providing the data necessary for the councils to prepare fishery management plans and for promulgating regulations to implement proposed plans and amendments after ensuring that management measures are consistent with the Magnuson-Stevens Act and with other applicable laws summarized in **Section 8.0**. In most cases, the Secretary has delegated this authority to NOAA Fisheries Service.

The South Atlantic Fishery Management Council is responsible for conservation and management of fishery resources in Federal waters of the U.S. South Atlantic. These waters extend from 3 to 200 miles offshore from the seaward boundary of the States of North Carolina, South Carolina, Georgia, and east Florida to Key West. The Council has thirteen voting members: one from NOAA Fisheries Service; one each from the state fishery agencies of North Carolina, South Carolina, Georgia, and Florida; and eight public members appointed by the Secretary. On the South Atlantic Council there are two public members from each of the four South Atlantic States. Non-voting members include representatives of the U.S. Fish and Wildlife Service, U.S. Coast Guard, State Department, and Atlantic States Marine Fisheries Commission (ASMFC). The South Atlantic Council has adopted procedures whereby the non-voting members serving on the Council Committees have full voting rights at the Committee level but not at the full Council level. Council members serve three-year terms and are recommended by State Governors and appointed by the Secretary of Commerce from lists of nominees submitted by State governors. Appointed members may serve a maximum of three consecutive terms.

Public interests also are involved in the fishery management process through participation on Advisory Panels and through council meetings, which, with few exceptions for discussing personnel matters, are open to the public. The Council uses a Scientific and Statistical Committee to review the data and science being used in assessments and fishery management plans/amendments. In addition, the regulatory process is in accordance with the Administrative Procedures Act, in the form of “notice and comment” rulemaking.

### **3.3.1.2 State Fishery Management**

The state governments of North Carolina, South Carolina, Georgia, and Florida have authority to manage fisheries that occur in waters extending three nautical miles from their respective shorelines. North Carolina’s marine fisheries are managed by the Marine Fisheries Division of the North Carolina Department of Environment and Natural Resources. The Marine Resources Division of the South Carolina Department of Natural Resources regulates South Carolina’s marine fisheries. Georgia’s marine fisheries are managed by the Coastal Resources Division of the Department of Natural Resources. The Marine Fisheries Division of the Florida Fish and Wildlife Conservation Commission is responsible for managing Florida’s marine fisheries. Each state fishery management agency has a designated seat on the South Atlantic Council. The purpose of state representation at the council level is to ensure state participation in Federal fishery management decision-making and to promote the development of compatible regulations in state and Federal waters.

The South Atlantic states are also involved through the ASMFC in management of marine fisheries. This commission was created to coordinate state regulations and develop management plans for interstate fisheries. It has significant authority, through the Atlantic Striped Bass Conservation Act and the Atlantic Coastal Fisheries Cooperative Management Act, to compel adoption of consistent state regulations to conserve coastal species. The ASFMC also is represented at the Council level, but does not have voting authority at the Council level.

NOAA Fisheries Service State-Federal Fisheries Division is responsible for building cooperative partnerships to strengthen marine fisheries management and conservation at the state, inter-regional, and national levels. This division implements and oversees the distribution of grants for two national (Inter-jurisdictional Fisheries Act and Anadromous Fish Conservation Act) and two regional (Atlantic Coastal Fisheries Cooperative Management Act and Atlantic Striped Bass Conservation Act) programs. Additionally, it works with the ASMFC to develop and implement cooperative State-Federal fisheries regulations.

### **3.3.2 Enforcement**

Both the NOAA Fisheries Service Office for Enforcement (NOAA/OLE) and the United States Coast Guard (USCG) have the authority and the responsibility to enforce NOAA Fisheries regulations. NOAA/OLE agents, who specialize in living marine resource violations, provide fisheries expertise and investigative support for the overall fisheries mission. The USCG is a multi-mission agency, which provides at-sea patrol services for the enforcement of fisheries regulations.

Neither NOAA/OLE nor the USCG can provide a continuous law enforcement presence in all areas due to the limited resources of NOAA/OLE and the priority tasking of the USCG. To supplement at-sea and dockside inspections of fishing vessels, NOAA entered into Cooperative Enforcement Agreements with Florida, Georgia, and South Carolina which granted authority to state officers to enforce the laws for which NOAA/OLE has jurisdiction. In recent years, the level of involvement by the states has increased through Joint Enforcement Agreements, whereby states conduct patrols that focus on Federal priorities and, in some circumstances, prosecute resultant violators through the state when a state violation has occurred.

NOAA General Counsel issued a revised Southeast Region Magnuson-Stevens Act Penalty Schedule in June 2003, which addresses all Magnuson-Stevens Act violations in the Southeast Region. In general, this Penalty Schedule increases the amount of civil administrative penalties that a violator may be subject to up to the current statutory maximum of \$120,000 per violation.

### **3.4 Human Environment**

#### **3.4.1 Golden Crab Fishery**

##### **3.4.1.1 Description of Harvest Methods and Gear**

The description below was summarized from observations recorded by Council staff (Gregg Waugh, pers. communication) on a commercial golden crab fishing trip aboard the *Lady Mary*, the fishing vessel belonging to the Nielsen family. Additional information was obtained during the course of presentations by fishermen at the April 1995 Council meeting, the 2008 Golden Crab Advisory Panel meeting and a meeting that took place in October 2008 among golden crab fishermen, Council and NOAA Fisheries Service staffs, and NOAA Office of Law Enforcement.

The golden crab fishery employs baited traps attached with gangions to a 5/8" polypropylene line up to 8 kilometers (5 miles) long. There are 20 to 50 traps per line, or "trawl," set 152 meters (500 feet) apart. Fishermen may fish 4 trawls in a two-week period pulling 100 traps one week and 100 the next (Howard Rau, pers. communication). In 2008, vessels in the golden crab fishery averaged 17 meters (57 feet) in length (Golden Crab AP, 2008)

A typical trip to fish for golden crabs begins with the vessel leaving the dock at 3:00 a.m. Bait wells to be placed in the traps are prepared on the way out. The bait consists of available fish heads and racks (cod, snapper, grouper, dolphin, mackerel or any other available fish), chicken parts, pigs' feet, etc. Four and a half hours after leaving dock, the vessel is on site and the crew ready to begin the process of picking up traps and deploying new ones. When the traps are retrieved, the empty bait container is removed and a full one is put in place. It was estimated that at least 65 tons of bait were being used in this fishery at the time this description was compiled.

Trawls are set south to north with the current in areas of soft mud adjacent to deepwater coral habitat. However, due to the strong currents the string of traps may settle on the seabed up to one and a half miles away, east or west, from the vessel. The location of deployment is noted

using GPS; buoys are not used to mark the location of traps due to strong currents. Retrieval begins at the south end of the trawl. To begin retrieval, the main line, which may be sitting 305 meters (1,000 feet) below, must be grappled. The success of this operation depends on currents and sea conditions. Also, fishermen must note the conditions during trap deployment in order to predict how far the traps may have moved and where the traps will be located relative to their GPS coordinates. Some vessels rely on their depth finders to locate the gear on the bottom. At different times of the year, when the current is not as swift and is moving in a favorable direction, it is easier to place the grapple on the bottom. The grapple consists of links of large chain and is used to hook the main line towards one end of the string. On the observed trip, the grapple did not appear to have disturbed the bottom. Sometimes, however, the grapple or the trap itself may have mud adhered to it when it is pulled out of the water.

Once the grapple successfully hooks the main line, the line is pulled up and looped over the pulley allowing crew members to pull over to the first trap on the line. Traps are stacked on deck as the string is worked toward the short end of the line. Upon reaching one end of the line, the vessel turns around to work the string toward the other end. It takes approximately two hours to work a string of traps. The determining factor for how long a day of fishing will last is how quickly each trap string can be grappled. Sometimes it is necessary to move traps up or down the slope, keeping the same latitude and moving in a range of 8 to 24 kilometers (5-15 miles) east or west in order to avoid hardbottom or to follow the crabs. After a soak period, traps may be moved as described depending on the success of the catch. Nine to 13 kilograms (20-30 pounds) of crabs per trap is a desirable catch. On a good season, fishermen may catch 32 to 45 kilograms (70-100 pounds) per trap.

Golden crab traps have two entrances, one on the top and one on the bottom. As each trap is brought on deck, the empty bait wells are replaced with full ones. A spike coming up from the bottom of the frame holds the bait well in place. The trap string is deployed off the stern. The end of the string is weighted and its position recorded using GPS.

Towards the stern of the vessel is a spacious ice hold. As the traps are retrieved and brought on deck, golden crabs are removed by hand. The crabs are immediately placed into plastic boxes or coolers and layered with ice. As each crab is removed from the trap, a crew member checks its size (weight) and sex. All females and individuals weighing less than 1 ¼ pounds are released back into the water. Only male crabs are harvested because, since the beginning of this fishery, fishermen felt that an integral factor in the sustainable harvest of this resource was not to harvest the females. Besides, females are smaller than males and therefore less marketable.

On the observed trip, three trawls were retrieved (about 100 traps) out of which only 20-25 crabs were discarded. Such a low number of crabs are released upon trap retrieval because the majority of the culling is being accomplished through the escape panels while the traps are still submerged. Thus, escape gaps are very effective in culling out undersized individuals.

### Detailed trap description

The modern golden crab traps are constructed of 3/8" smooth rebar. The latter makes it easier to place the stainless steel hog rings on it to hold the wire in place. The trap is 1.2 meters (4 feet) long, 76 centimeters (30 inches) wide and 46 centimeters (18 inches) high. The body of the trap consists of 1" x 2" mesh and 14 gauge galvanized wire with plastic coating. The corners of the trap are reinforced with zinc to prevent the wire from falling off. The zinc reinforcements are replaced every four or five months as they wear out. At the time this description was compiled (1995), golden crab traps cost about \$100 to construct. A golden crab trap weighs approximately 30 pounds.

The trap has two funnels through which the crabs enter the trap. Initially one entrance funnel was placed in the center of the trap. However, fishermen soon realized that traps sometimes landed on the bottom upside down thus preventing the crabs' from entering the trap. The only crabs that would then have access to the bait would be the smaller ones that could enter through the escape gaps. Fishermen then designed the traps with two funnels on opposite sides of the trap that were offset to either side. That way, if the trap landed in such a way as to cover up one of the funnels, it would still be able to fish through the other.

Degradable wire is used to lock the traps. To open the trap, the wire is simply cut. Since the main trap door is shut using degradable wire, ghost fishing is not a concern if the trap becomes lost. In addition, traps are required to have two escape gaps on either side of the trap to allow females and small individuals to escape.

### Allowable gear

Traps are the only allowable gear in the golden crab fishery. Rope is the only allowable material for mainlines and buoy line. Maximum trap size is 1.8 cubic meters (64 cubic feet) in volume in the Northern zone and 1.4 cubic meters (48 cubic feet) in volume in the Middle and Southern zones. Traps must have at least 2 escape gaps or rings and an escape panel. Traps must be identified with a permit number.

#### **3.4.1.2 Bycatch**

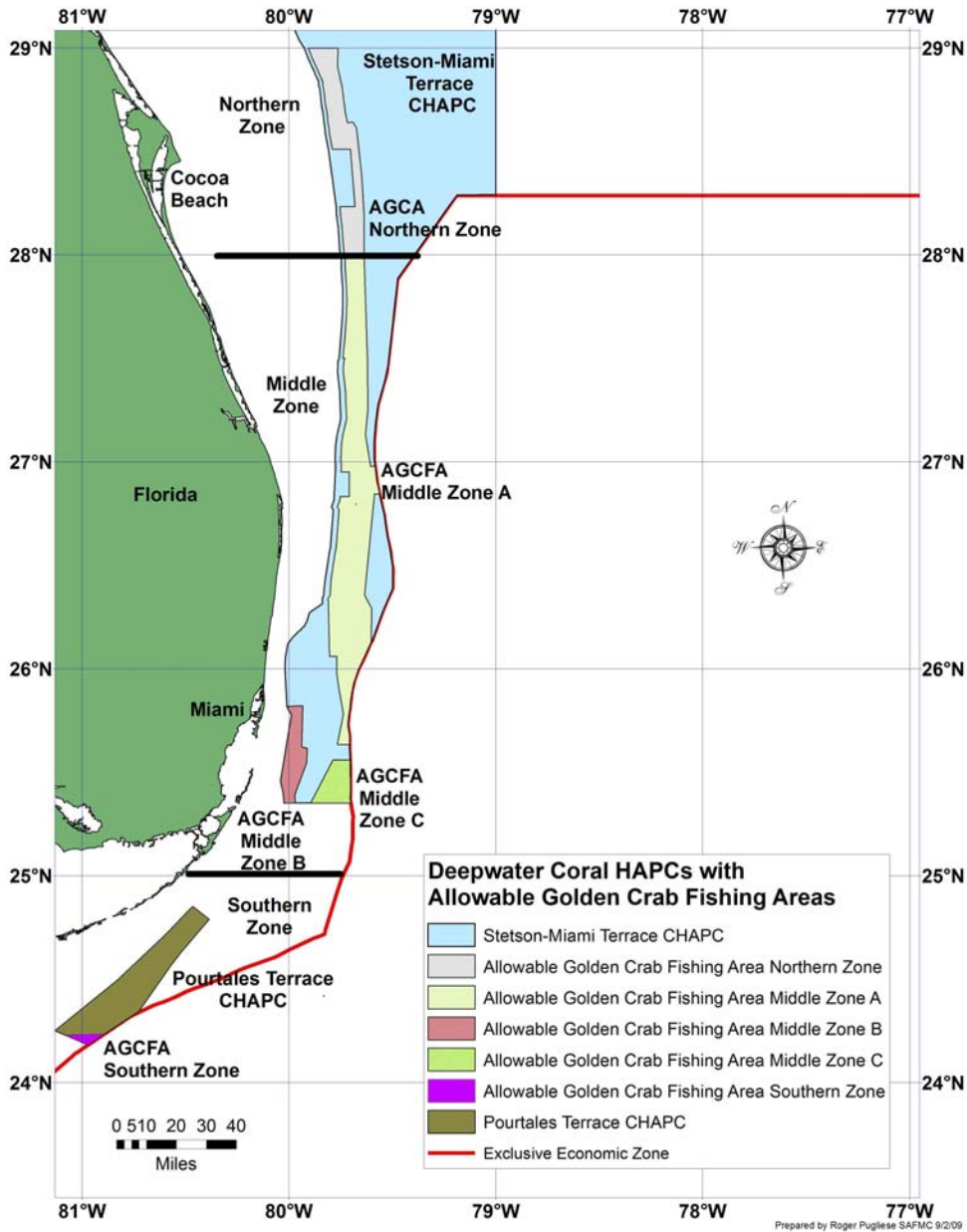
[inset bycatch info for golden crab fishery]

#### **3.4.1.3 Economic Description**

The Golden Crab Fishery Management Plan was approved and implemented on August 27, 1996, and established three golden crab fishing zones (**Figure 3-2**). The Northern Zone is defined as the EEZ north of 28 degrees N. latitude. The Middle Zone is contained within the EEZ between 25 degrees North and 28 degrees North latitude. The Southern Zone extends south from 25 degrees North latitude within the South Atlantic Council's EEZ Federal permits are issued for a specific zone and fishing is allowed only in that zone for which the permit is issued.

Initially 35 vessels were granted permits to operate in this fishery: 27 permits were issued for the southern zone; 6 permits were issued for the middle zone; and 2 permits were granted to vessels for the northern zone. Other management regulations imposed by the golden crab FMP included: dealer and vessel permitting and reporting; limitations on the size of vessels;

prescribing allowable gear (including escape gaps and escape panels); and prohibiting possession of female crabs (see the FMP for a complete list of measures).



**Figure 3-2.** Golden crab fishing zones

Number of Participants

The number of permit holders that land golden crab has fluctuated from year to year (**Table 3-1**). The greatest number of vessels making landings since 1995 was 14 (**Table 3-2**). In recent years, only 5 to 6 vessels have landed any golden crab. The majority of vessels

currently fishing for golden crab have Middle Zone permits. In 1997, 1998, and 2000, there were more vessels fishing for golden crab with Southern Zone permits than Middle Zone permits. Only in 2006 and 2007 have vessels with Northern Zone permits participated in the fishery.

**Table 3-1.** Numbers of active permit holders and vessels landing golden crab, 1996-2007

Source: SEFSC, 2008.

Year	Permit Holders	Vessels Making Landings
1996	34	4
1997	35	14
1998	29	14
1999	11	8
2000	10	10
2001	8	6
2002	12	7
2003	14	6
2004	12	5
2005	11	5
2006	12	6
2007	11	6

**Table 3-2.** Number of vessels making landings by Zone, 1995-2007

Source: SEFSC, 2008.

Year	Northern	Middle	Southern
1995	0	confidential	0
1996	0	4	0
1997	0	5	9
1998	0	7	7
1999	0	6	confidential
2000	0	4	6
2001	0	4	confidential
2002	0	5	confidential
2003	0	5	confidential
2004	0	confidential	confidential
2005	0	5	0
2006	confidential	4	confidential
2007	confidential	5	0

Information on the golden crab fishery participation was taken from logbook data (SEFSC 2008), and Accumulative Landings System (ALS) data. If there are three or less participants in the fishery, landings and effort information is confidential.

#### Annual and Monthly Landings

Total landings and landings by zone of golden crab are shown in **Table 3-3**. **Figure 3-2** shows these data in chart form. Golden crab landings reached a peak of over 1 million

pounds in 1997. Since then, landings have averaged about 550,000 pounds annually. However, the trend shows an average of 665,000 pounds from 1998-2002 and 355,000 pounds from 2003-2006.

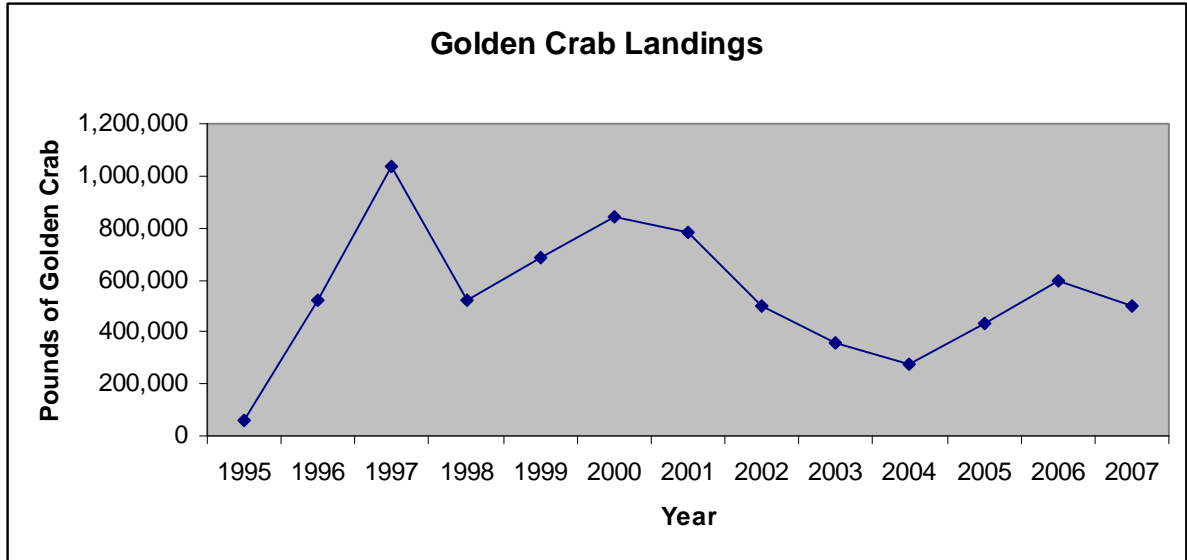
The overwhelming majority of landings in recent years have come from the Middle Zone (90-100%) (**Table 3-3**). However, historically, a significant portion of landings came from the Southern Zone (up to 36%). Beginning in 2006, landings there were some landings from the Northern Zone, however that data is confidential. Landings from the Middle Zone have averaged around 470,000 pounds since 1996 with a high of about 662,000 pounds in 1997. Landings from the Southern Zone were significant 1997 through 2001. Landings peaked at about 373,000 pounds in 1997.

**Table 3-3.** Landings of golden crab by Zone, 1995-2007

Source: SEFSC, 2008.

<b>Year</b>	<b>Northern Zone</b>	<b>Middle Zone</b>	<b>Southern Zone</b>	<b>Total</b>
1995	0	confidential	confidential	61,660
1996	0	523,160	0	523,160
1997	0	661,896	372,551	1,034,447
1998	0	361,480	156,836	518,316
1999	0	confidential	confidential	682,224
2000	0	584,130	257,617	841,747
2001	0	confidential	confidential	781,138
2002	0	confidential	confidential	500,774
2003	0	confidential	confidential	359,087
2004	0	confidential	confidential	278,336
2005	0	432,846	0	432,846
2006	confidential	566,780	confidential	599,374
2007	confidential	confidential	0	502,292

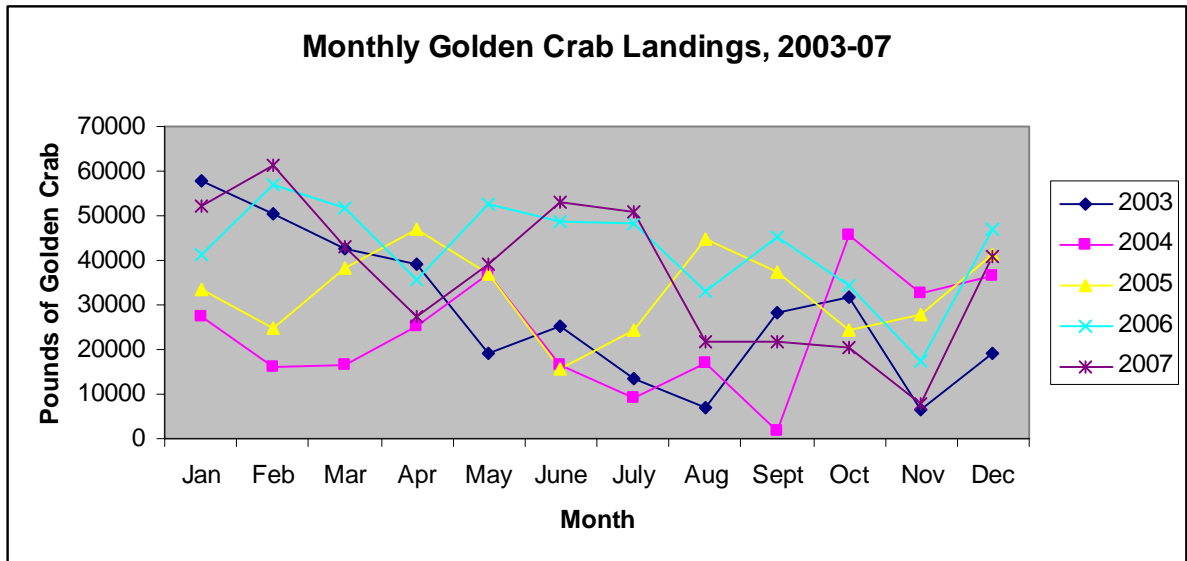




**Figure 3-3.** Landings of Golden Crab, 1995-2007

Source: SEFSC, 2008.

**Figure 3-3** shows monthly golden crab landings from 2003 to 2007. Golden crab landings have varied widely from month to month over the past 5 years. In general, more golden crab are landed from May to December than in the first half of the year due to Keys fishermen entering the fishery in the second half of the year after the spiny lobster season winds down. On average, from 1996 to 2007, 45% of total golden crab landings were made between January and May while 55% of landings were made between May and December.



**Figure 3-4.** Monthly golden crab landings, 2003-2007

Source: ALS data.

Golden crab is viewed in the marketplace as a substitute for snow crab clusters. Most of the product is processed into clusters, which is not as favored as other large crab species such as snow crabs. The golden crab market is strongly influenced by the wholesale market for snow crabs (Antozzi 1998). A large proportion of the Alaskan catch of snow crab goes to Japan and the drop in the value of the yen can reduce export demand for this product. The excess supply entered the domestic market and lowered snow crab prices, which may be partly responsible for depressed golden crab prices. The increase in production from Russia and Canada also magnified this problem.

Antozzi (1997) concluded that the market for golden crab is inhibited from expanding due to a supply constraint. He attributes this lack of production to the difficulty and cost of operating in this fishery, which requires a sizable investment in specialized gear including on-board holding facilities that keep crabs alive. This fishery takes place in deep water and this can result in lengthy trips under adverse sea conditions. Some industry members have stated that vessels larger than 15 meters (50 feet) are needed to cope with rough sea conditions offshore and to provide the stability needed for trap deployment and retrieval.

The future outlook for this market will be strongly influenced by the market supply of other large crabs, and the health of export markets. The outlook on this market would improve if this product could be viewed as more than just a substitute for snow crabs, and more recently the addition of new gear to maintain quality of the live product is opening new international markets for the golden crab fishery. In the first decade of the 2000s, ex-vessel price value ranged from \$1.25 to \$1.55 per pound (Howard Rau, personal communication, 2008). More recently (2005-2009) ex-vessel price per pound has ranged from \$1.45 to \$3.00.

#### **3.4.1.4 Social and Cultural Environment**

The fishing communities of North Carolina, South Carolina and Georgia are included in the FEP (SAFMC, 2009); however, the actions proposed in this amendment are limited to the golden crab fishery that currently operates off the east coast of Florida. Thus, presented below is information to provide the reader a general view of the potential fishing communities existing off the east coast of Florida.

##### **Florida Fishing Infrastructure and Community Characterization**

The following tables provide a general view of the presence or absence of fishing infrastructure located within the coastal communities of Florida with substantial fishing activity. There are many other attributes that might have been included in this table; however, because of inconsistency in rapid appraisal for all communities, these items were selected as the most consistently reported or had secondary data available to determine presence or absence. In some cases certain infrastructure may exist within a community but was not readily apparent or could not be ascertained through secondary data. **Table 3-4** offers an overview of the presence of the selected infrastructure items and provides an overall total score that is merely the total of infrastructure present.

**Table 3-4.** Fishing infrastructure table for Florida potential fishing communities

Community	Federal Commercial Permits (5+)	State Commercial Licenses (10+)	Federal Charter Permits (5+)	Seafood Landings	Seafood retail markets	Fish processors, Wholesale fish house	Recreational docks / marinas	Recreational Fishing Tournaments	Total
Atlantic Beach	-	+	-	+	+	+	+	-	5
Big Pine Key	+	+	+	+	+	+	+	-	7
Boca Raton	+	+	-	-	+	-	+	-	4
Cape Canaveral	+	+	-	+	+	+	+	+	7
Fernandina Beach	+	+	+	+	+	+	+	+	8
Fort Pierce	+	+	+	+	+	+	+	+	8
Islamorada	+	+	+	+	+	+	+	+	8
Jupiter	+	+	+	+	+	+	+	+	8
Key Largo	+	+	+	+	+	+	+	+	8
Key West	+	+	+	+	+	+	+	+	8
Marathon	+	+	+	+	+	+	+	+	8
Merritt Island	+	+	-	+	+	+	+	-	6
Palm Beach	+	+	-	+	+	-	+	+	6
Ponce Inlet	+	+	+	+	+	+	+	+	8
Sebastian	+	+	+	+	+	+	+	+	8
St. Augustine	+	+	+	+	+	+	+	+	8

In attempting a preliminary characterization of potential fishing communities in **Table 3-5**, we have provided a grouping of communities that appear to have more involvement in various fishing enterprises and therefore are classified as primarily involved. These communities have considerable fishing infrastructure, but also have a history and culture surrounding both commercial and recreational fishing that contributes to an appearance and perception of being a fishing community in the mind of residents and others. The communities are not ranked in any particular order, this is merely a categorization.

**Table 3-5.** Preliminary Characterization of Potential Fishing Communities in Florida

Primarily Involved	Secondarily Involved
Fernandina Beach	Atlantic Beach
Fort Pierce	Boca Raton
Islamorada	Palm Beach
Jupiter	
Key Largo	
Key West	
Marathon	

Many of these communities are in transition due to various social and demographic changes from coastal development, growing populations, increasing tourism, changing regulations, etc. This preliminary characterization is just that and should not be considered a definite

designation as fishing community, but a general guide for locating communities that may warrant consideration as a potential fishing community.

## 4 Environmental Consequences

### 4.1 Action 1. Implement a catch share program for the golden crab fishery

**Alternative 1. No action.** Do not implement a catch share program for the golden crab fishery.

**Alternative 2.** Implement a catch share program for the golden crab fishery.

#### 4.1.1 Biological Effects

**Alternative 1** would maintain the same level of biological impacts currently in the fishery unless a derby style fishery developed due to an increase in the number of active participants. As ACLs are implemented nationwide, crab vessels from other regions may purchase a latent permit in the South Atlantic and increase harvest and also create increased risk to sensitive habitat due to inexperience with the benthic habitat. In addition, participants in other South Atlantic fisheries may purchase latent crab permits and enter the fishery, increasing landings and increasing risk to corals.

The catch share program in **Alternative 2** would promote greater efficiency by providing fishermen more flexibility to choose when, where, and how they want to fish, and the incentive to prosecute the fishery in a way that maximizes their profits. Reduced fishing effort would benefit target and non-target species, as well as the habitat within which they occur.

Biological and ecological benefits could be realized if shareholders have incentives to ensure the fishery is productive (and shares valuable) over the long term (NRC, 1999) and are encouraged to prosecute the fishery in a more conservative manner. The privileges represented by catch shares and allocation could promote greater industry cooperation with management, enforcement, and researchers to identify, develop, and implement needed conservation and management measures. This privilege may also increase “self-policing,” which has shown to reduce illegal activities and improve overall fishery compliance in other fisheries.

This alternative could have an additional beneficial biological effect if not all allocation is used within a year and TAC is not reached. If participation is not restricted, shares or allocation can be purchased by individuals who do not intend to fish. Also, some fishermen may not fish their allocation in a particular year for social, economic, or legal reasons. In the first year of the red snapper IFQ (2007), over 122,000 pounds of allocation were not landed. Unused allocation would reduce the directed catch, fishing effort, the amount of bycatch, and the number of regulatory discards.

The catch share program could promote high grading which could negatively impact the target species. High grading is when fishermen keep only the largest fish and discard smaller ones. Generally, IFQ programs are expected to increase fishermen's incentive to high grade (NRC, 1999), which typically occurs when the price is significantly different between fish of different sizes. However, in the golden crab fishery there is little incentive to high grade.

#### **4.1.2 Economic Effects**

In general, a catch share program can increase profitability of the aggregate fishery through increased flexibility for fishermen with regard to when harvest takes place as well as decreased costs. This is particularly significant in a fishery where there is a "race to fish" occurring and/or where trip limits are resulting in multiple short trips which increase fuel and crew costs. While the golden crab fishery does not have a "race to fish" currently, there are some signs that this could occur. There is renewed interest in purchase of latent golden crab permits and increased marketing opportunities. In addition, implementation of Annual Catch Limits (ACL) in fisheries nationwide could result in crab vessels searching for other fisheries to participate in. This could result in increased fishing effort being applied in the golden crab fishing grounds which are located within Coral Habitat Areas of Particular Concern (C-HAPC). Those unfamiliar with the benthic habitat in these areas could harm sensitive deepwater corals. Catch shares would create a further barrier to entry for new entrants and further vest historical participants in care of the golden crab fishery. While self-policing already occurs to some extent, it would likely increase under a catch share program.

With greater flexibility about when harvest takes place, and for how long, comes the ability to increase marketing opportunities through increased quality of crabs that are caught. In the case of the golden crab fishery, there are 4-6 active golden crab fishermen and 11 permit holders in recent years (2008-10) among the three fishing zones (although only the Middle Zone is currently fished). Some of the active fishermen have implemented refrigerated recirculating seawater systems (RRSS) on their vessels in order to bring in more live and higher quality crabs. All crabs must be harvested live under current regulations. The RRSS increases the number and quality of live crabs harvested. The RRSS technology has increased marketing opportunities and prices offered to fishermen for crabs, in some cases, over 100%. However, the RRSS is expensive (approximately \$50,000). Implementation of a catch share program for the golden crab fishery can provide opportunities for increasing the aggregate profitability of the fishery and increase fishermen's ability to make purchase of new technologies, like the RRSS, that can help develop the market for golden crab and further increase aggregate profitability.

Increases in aggregate profitability could also increase safety at sea since there would be more funds available by individual fishing businesses for boat maintenance which is particularly important for fisheries like the golden crab fishery that travel 30-50 miles to fishing grounds.

There could also be the possibility of increasing monitoring capability since individual fishing businesses may be more profitability and more able to participate in research and

purchase of monitoring equipment appropriate for the golden crab fishery. This would increase long-term management of the stock.

In addition, with implementation of RRSS, fishermen can make longer trips due to decreased crab mortality, decreasing the overall number of trips made and decreasing fuel costs. Under traditional fishery prosecution, crabs are harvested and placed on ice. However, the distance that fishermen travel to golden crab fishing grounds and the requirement to bring the crabs in live results in 5-6 day trips and a 70% mortality of crabs (Bill Whipple, personal communication). Use of RRSS, decreases mortality by over 90% and fishermen can then make longer and less trips to land the same amount of live crabs. Implementation of a catch share management system increases profitability and the ability to purchase new technologies like RRSS for the golden crab fishery.

Other long-term economic benefits include possible increases in the health of the golden crab stock due to decreased mortality rates with implementation of the RRSS as well as increased incentives for fishermen to care for the long-term sustainability of the resource under a catch share program.

The non-use value of coral preservation is significant and is documented in the Comprehensive Ecosystem-Based Amendment 1 (SAFMC, 2009). Due to expected increases in the long-term biological health of the resource, non-use value is also expected to increase.

### **4.1.3 Social Effects**

#### **4.1.4 Administrative Effects**

Maintaining the status quo, **Alternative 1**, would be the least burdensome of the alternatives because it would require no new administrative programs. The administrative requirements of the catch share program proposed in **Alternative 2** are expected to be the most burdensome. Some of the new requirements of a catch share program would include issuing shares and allocation, reviewing and resolving appeals, tracking share and allocation transfers, tracking landing notifications and transactions, enforcing share ownership and allocation caps, monitoring and accounting for cost recovery fees, and developing an on-line software program to track many of these activities. These administrative functions would be performed by NMFS staff and NOAA's Office of Law Enforcement. Several provisions could be implemented that would alleviate staffing and resource burdens associated with a catch share program, including a prohibition on share transactions at the end of the year and a cost recovery fee. Some of the issues with developing a catch share program may be alleviated by using existing infrastructure and staff affiliated with the Gulf of Mexico catch share programs.

#### 4.1.5 Conclusion

#### 4.2 Action 2. Establish eligibility criteria for a golden crab catch share program

**Alternative 1. No Action.** Do not establish eligibility criteria for a golden crab catch share program.

**Alternative 2.** Restrict eligibility to current participants who have made landings of 1 pound or greater between 2001 and 2009.

**Alternative 3.** Restrict eligibility to current participants who have made landings of 1 pound or greater between 2005 and 2009.

**Alternative 4.** Restrict eligibility to valid commercial golden crab permit holders.

**Alternative 5.** Restrict eligibility to valid commercial golden crab permit holders and golden crab captains and crew.

**Alternative 6.** Restrict eligibility to valid commercial golden crab permit holders and federally permitted golden crab dealers.

**Alternative 7.** Restrict eligibility to valid commercial golden crab permit holders, federally permitted golden crab dealers, and golden crab captains and crew.

##### 4.2.1 Biological Effects

This action would not directly affect the biological environments. However, alternatives for this action could have indirect effects by influencing the total number of shareholders and how the fishery is prosecuted.

**Alternative 1** would not restrict participation in the IFQ program. Most of the impacts associated with this alternative would be the same as those described for Action 1, Alternative 1 to not create a limited access program.

The other alternatives restrict initial participation in the program to individuals who already have some experience in the fishery. Generally, the amount of effort applied to the fishery would decrease as participation is limited to fewer, more efficient individuals. This would result in less gear and time used in pursuing golden crab and, consequently, less adverse impacts in the form of habitat interactions, regulatory discards, and bycatch of non-target species as described in Action 1.

##### 4.2.2 Economic Effects

**Alternative 1**, which would not specify initial eligibility requirements, would be incompatible with the effective implementation of a catch share program. **Alternative 1** is



too broad and does not provide sufficient guidance for purposes of initially allocating shares. Under the no action alternative, anybody could potentially apply for eligibility to receiving shares during the initial distribution, regardless of their past participation or current involvement in the golden crab fishery. Remaining alternatives specify the universe of individuals or entities that would be eligible for initial shares. Initial recipients of shares would benefit from any windfall profits associated with the program. Windfall profits are those profits that are realized when a person sells quota shares they did not purchase (NRC, 1999). Revenues generated from the sale of initially allocated shares constitute windfall profits. These profits are not available to subsequent owners of quota shares because they must purchase their shares. However, windfall profits are minimized when eligibility and initial allocation methodologies are specified to current fishery participants.

**Alternative 2** and **Alternative 3** would allocate initial shares only to golden crab permit holders who have landed at least one pound of golden crab between specified years. **Alternative 3** would focus on the most recent years of 2005-2009 while **Alternative 2** would include the period from 2001-2009. Under **Alternative 2**, eight permits would qualify. Under **Alternative 3**, seven permits would qualify. **Alternative 4** would qualify all permit holders to receive initial allocation. Under **Alternative 4**, eleven permits would qualify. **Alternatives 5-7** broaden the universe of potential recipients of initial shares by adding golden crab captains and crew and federally permitted golden crab dealers. The broader the universe of individuals eligible for initial shares, the smaller the average potential windfall and long-term profits per participant. **Alternatives 2 and 3** would allow for the continued participation by fishermen who have been active in the golden crab fishery. The number of eligible participants under **Alternatives 5-7** cannot be estimated at this time because the number of crew and captains are unknown. Net economic effects associated with eligibility alternatives under consideration cannot be quantified at this time, as the economic benefits will depend on initial allocation (Action 3). However, the likelihood of maintaining viable fishing operations is expected to be greatest under **Alternatives 2 and 3**, which limit the distribution of initial IFQ shares to active golden crab fishermen only. **Alternative 4** would broaden the number of potential participants by including all 11 permit holders and would still likely result in a profitable fishery. Action 3 (initial allocation) will determine the number of shares they receive.

**Table 4-1.** Number of permits eligible under each alternative for Action 2

Alternative	Number of Permits Eligible to Receive Initial Allocation
1	NA
2	8
3	7
4	11
5	Greater than 11
6	Greater than 11
7	Greater than 11

### 4.2.3 Social Effects

### 4.2.4 Administrative Effects

Allowing more individuals eligibility for initial allocation in the catch share program increases the amount of administrative burden involved in implementing the program. Depending on which alternative is chosen, the number of potential participants in the catch share program varies. **Alternative 1** would potentially include the most participants and have the greatest amount of work to implement. **Alternative 3** would include at most 7 participants and potentially have the lowest administrative burden, followed by 8 eligible permits in **Alternative 3**. **Alternative 4** would include at most 11 permits. **Alternatives 5-7** would allow golden crab captains and crew to participate in the program, which would increase the number of eligible participants and the administrative burden.

The administrative burden would increase if NMFS must develop or review criteria to determine who to consider golden crab captains and crew members (**Alternatives 5-7**). However, the administrative burden would be less for **Alternatives 2-4** than **Alternatives 5-7** because these individuals are already defined by a permitting system. **Alternative 1** would not restrict eligibility so NMFS would not need to determine status for any participants.

### 4.2.5 Conclusion

## 4.3 Action 3. Establish vessel and permit catch history initial allocation

*Note: This action uses catch history associated with a vessel and permit catch history. In this way, it incorporates people who have leased permits in the past as well as permit holders.*

*Note: For each alternative, the individual's permit catch history is divided by all of the permit catch history added together to estimate a percentage share of the quota. For example, under Alternative 2, the catch history associated with a particular permit from 2002-08 aggregated is divided by all permits' aggregated 2002-08 catch history to calculate quota share for that individual permit owner. However, several golden crab fishermen hold more than one permit. Although, no one owns more than one permit within the same zone.*

**Alternative 1. No action.** Do not establish vessel/permit catch history initial allocation.

**Alternative 2.** Use 2002-08 aggregate catch history for each vessel to allocate initial allocation to each vessel owner.

**Alternative 3.** Use 1999-2008 aggregate catch history for each vessel/permit to allocate initial allocation to each vessel/permit owner.

**Alternative 4.** Use 1999-2008 aggregate catch history for each vessel/permit to allocate initial allocation to each vessel/permit owner. Vessels/permits with below 5% initial allocation receive an extra 2% per vessel/permit excluding those receiving greater than 30% initial allocation on all vessels/permits owned combined. The extra 2% comes out of highest share holder portion. Must have 25,000 pounds aggregate catch history from 1998-2008 to receive bonus.

**Alternative 5.** Use 1999-2008 aggregate catch history for each vessel/permit only if vessel/permit has catch history in 1999. Vessels/permits with below 5% initial allocation receive an extra 5% per vessel excluding those receiving greater than 30% initial allocation on vessels/permits owned combined. The extra 5% comes out of highest share holder portion. Must have 25,000 pounds aggregate catch history from 1998-2008 to receive bonus.

**Alternative 6.** Use 2006-08 aggregate catch history for each vessel/permit to allocate initial allocation to each vessel/permit owner. Vessels/permits fished between 2007 and 2009 that get less than 10% initial allocation receive an additional 7% per vessel/permit excluding those that receive greater than 20% initial allocation on vessels/permits owned combined. The extra 7% comes out of highest share holder. Must have 50,000 pounds aggregate catch history from 2006-08 to receive bonus.

**Alternative 7.** Use 2006-08 aggregate catch history for each vessel/permit to allocate initial allocation to each vessel/permit owner. If vessels/permits fished in the last 5 years and received less than 20% initial allocation, each vessel/permit owner receives an additional 5% excluding those that receive greater than 20% initial allocation on vessels/permit owned combined. The extra 5% comes out of highest share holder. Must have 50,000 pounds aggregate catch history from 2006-08 to receive bonus.

**Alternative 8.** Use the following formula to conduct initial allocation: 50% catch history + 50% equal allocation:

**Sub-alternative 8a.** Vessel/permit catch history for 1999-2008. Must have 25,000 pounds aggregate to receive equal allocation portion.

**Sub-alternative 8b.** Vessel/permit catch history for 1999-2008. Must have 50,000 pounds aggregate to receive equal allocation portion.

**Sub-alternative 8c.** Vessel/permit catch history for 2005-2008. Must have 25,000 pounds aggregate to receive equal allocation portion.

**Sub-alternative 8d.** Vessel/permit catch history for 2005-2008. Must have 50,000 pounds aggregate to receive equal allocation portion.

**Sub-alternative 8e.** Vessel/permit catch history for 2002-2008. Must have 25,000 pounds aggregate to receive equal allocation portion.

**Sub-alternative 8f.** Vessel/permit catch history for 2002-2008. Must have 50,000 pounds aggregate to receive equal allocation portion.

**Alternative 9.** Use the following formula to conduct initial allocation: 75% catch history + 25% equal allocation:

**Sub-alternative 9a.** Vessel/permit catch history for 1999-2008. Must have 25,000 pounds aggregate to receive equal allocation portion.

**Sub-alternative 9b.** Vessel/permit catch history for 1999-2008. Must have 50,000 pounds aggregate to receive equal allocation portion.

**Sub-alternative 9c.** Vessel/permit catch history for 2005-2008. Must have 25,000 pounds aggregate to receive equal allocation portion.

**Sub-alternative 9d.** Vessel/permit catch history for 2005-2008. Must have 50,000 pounds aggregate to receive equal allocation portion.

**Sub-alternative 9e.** Vessel/permit catch history for 2002-2008. Must have 25,000 pounds aggregate to receive equal allocation portion.

**Sub-alternative 9f.** Vessel/permit catch history for 2002-2008. Must have 50,000 pounds aggregate to receive equal allocation portion.

**Alternative 10:** Allocate through equal allocation of the total quota (ACL).

**Sub-alternative 10a.** 11 vessel/permit owners

**Sub-alternative 10b.** 5 active vessels/permits (using 2010 data)

**Alternative 11.** Allocate based on using the vessel's/permit's best 3 years averaged.

**Sub-alternative 11a.** Vessel/permit catch history for 1995-2008.

**Sub-alternative 11b.** Vessel/permit catch history for 2005-2008.

**Sub-alternative 11c.** Vessel/permit catch history for 2002-2008.

#### **4.3.1 Biological Effects**

This action would not directly affect the biological environments. However, alternatives for this action could have indirect effects by influencing the total number of shareholders and how the fishery is prosecuted.

**Alternative 1** would not establish catch history allocation and would essentially not establish a catch share program. Most of the impacts associated with this alternative would be the same as those described for Action 1, Alternative 1 to not create a catch share program.

The other alternatives would base initial allocation on vessel catch history based on certain landing years and landing requirements. It would be expected that vessels with the most recent landing history and those that meet the highest requirements for pounds landed would have the most experience in the fishery. This may result in less gear and time used in pursuing golden crab and, consequently, less adverse impacts in the form of habitat interactions, regulatory discards, and bycatch of non-target species as described in Action 1.

### 4.3.2 Economic Effects

In general, initial allocation further limits the number of people who are able to participate in the catch share program. Use of older years in the qualifying period will benefit individuals who have been in the fishery for a longer period of time or who have purchased permits with older catch history. Use of more recent years benefits newer entrants and people who have purchased permits with newer catch history. It is also expected to result in the least amount of instability that occurs when people attempt to buy and sell shares to maintain their current fishing operations. Use of older years could result in the greatest amount of instability.

**Alternative 1** would not be consistent with a catch share program. **Alternatives 2 and 3** use aggregate logbook landings history from 2002-08 and 1999-2008, respectively. These alternatives favor those that have participating in the golden crab fishery over a consistent number of years. **Alternatives 4-7** use an older and longer time period (**Alternatives 4 and 5**) and a more recent and shorter time period (**Alternatives 6 and 7**) and then adjust the allocations based on allocation of a bonus percentage that is subtracted from the highest allocation made to a permit. These alternatives disadvantage the fisherman with the highest landings and benefit those with a minimal amount of landings. **Alternatives 8 and 9** use a calculation that incorporates catch history and equal allocation in differing amounts. This is the approach taken in the Wreckfish ITQ program. There is also a minimum landings history to receive the equal allocation portion in **Alternatives 8 and 9**. **Alternative 10** has two options for equal allocation. This favors people with low historical landings. **Alternative 11** has three options for averaging the three best years across different time periods for allocating shares. This favors people with at least three high years of landings within the time periods considered.

**Table 4-2** shows the number of permits that receive shares under each of the alternatives. This is limited by several factors including current regulations that prohibit the use of a vessel with more than one permit on a trip. This restricts use of the northern zone permits. This issue is discussed in Action 12 below.

The circle graphs below show the share allocation distribution across all permit holders that qualify under the three quantifiable alternatives in **Action 2** (Eligibility for Initial Allocation of Shares). Each graph represents a combination of one of the eligibility alternatives and one of the initial allocation alternatives. There are 3 eligibility alternatives (under **Action 2**) and 23 initial allocation alternatives (under **Action 3**) for a total of 69 eligibility-initial allocation alternatives. These graphs do not indicate what the fishery would look like in the future since other people can buy shares after initial allocation. However, the shares do serve as an additional barrier to entry for new entrants to the golden crab fishery and for fishermen who do not receive an initial allocation.

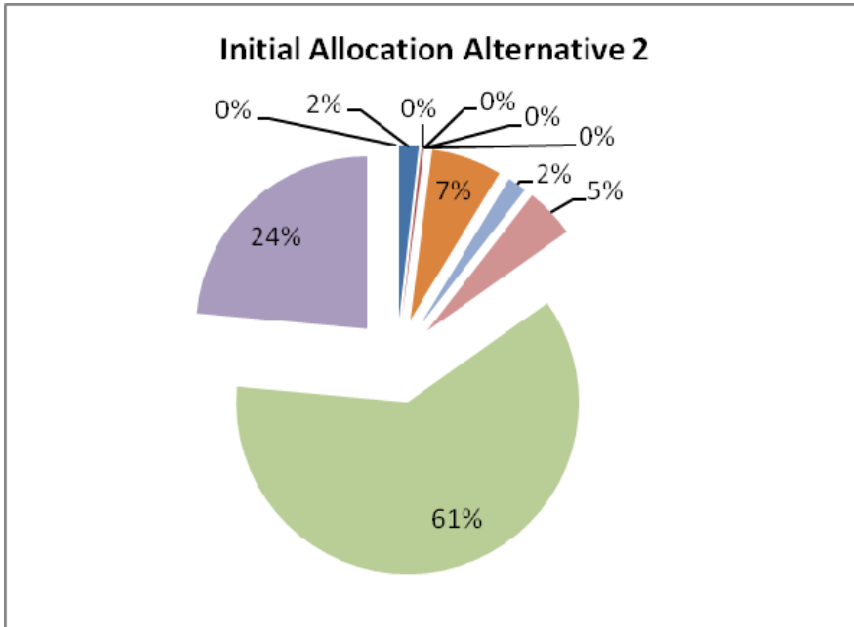
**Table 4-2.** Number of permits that receive share allocations for each eligibility and initial allocation alternative combinations

Eligibility Alternatives	Initial Allocation Alternatives	Number of Permits Receiving Shares
2 - Restrict eligibility to current participants who have made landings of 1 pound or greater between 2001 and 2009	2	7
	3	8
	4	8
	5	8
	6	5
	7	5
	8a	8
	8b	8
	8c	8
	8d	8
	8e	8
	8f	8
	9a	8
	9b	8
	9c	8
	9d	8
	9e	8
	9f	8
	10a	8
	10b	5
	11a	8
	11b	6
	11c	7
3 - Restrict eligibility to current participants who have made landings of 1 pound or greater between 2005 and 2009	2	6
	3	7
	4	7
	5	7
	6	5
	7	5
	8a	7
	8b	7
	8c	7
	8d	7

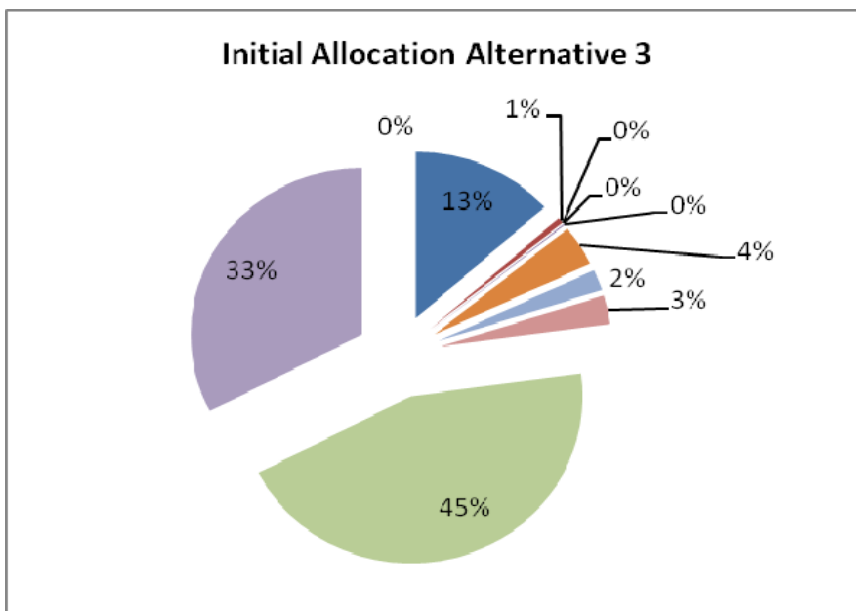
	8e	7
	8f	7
	9a	7
	9b	7
	9c	7
	9d	7
	9e	7
	9f	7
	10a	7
	10b	5
	11a	7
	11b	6
	11c	6
4 - Restrict eligibility to valid commercial golden crab permit holders	2	6
	3	7
	4	7
	5	7
	6	5
	7	5
	8a	7
	8b	7
	8c	7
	8d	7
	8e	7
	8f	7
	9a	7
	9b	7
	9c	7
	9d	7
	9e	7
	9f	7
	10a	7
	10b	5
	11a	7
	11b	6
	11c	6

Each figure below shows the percentage of the ACL privileges allocated to each permit that qualifies under the eligibility alternatives.

**Figure 4-1.** Action 2 (eligibility) Alternative 2, Action 3 (initial allocation) Alternative 2

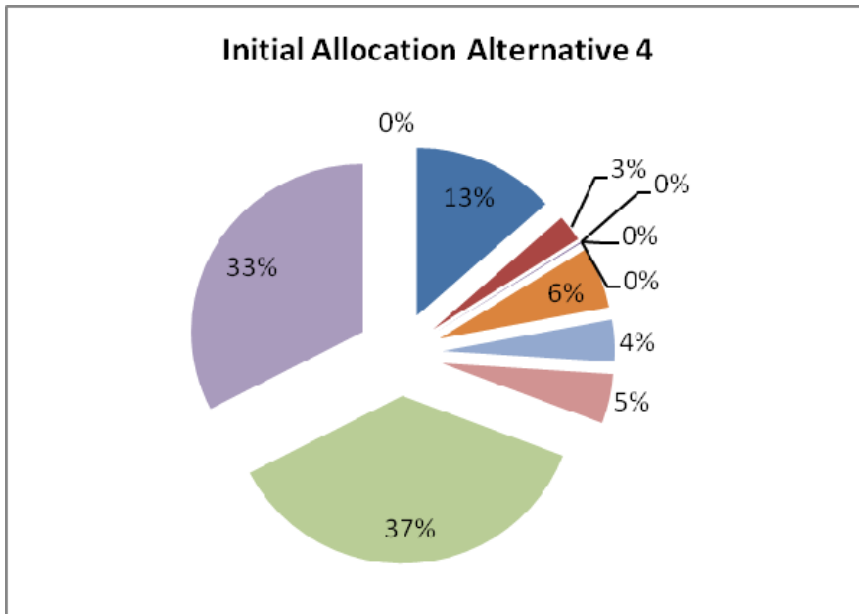


**Figure 4-2.** Action 2 (eligibility) Alternative 2, Action 3 (initial allocation) Alternative 3

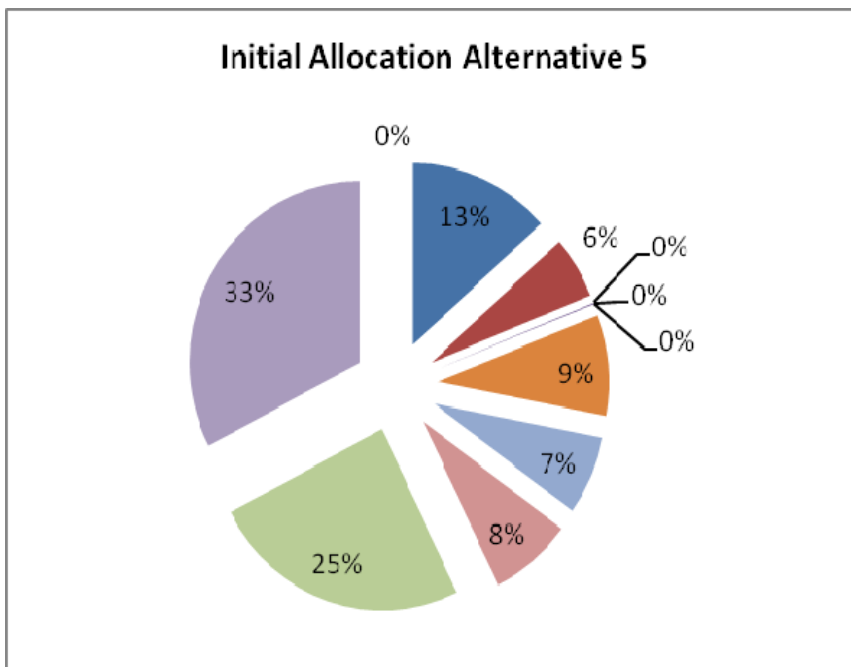




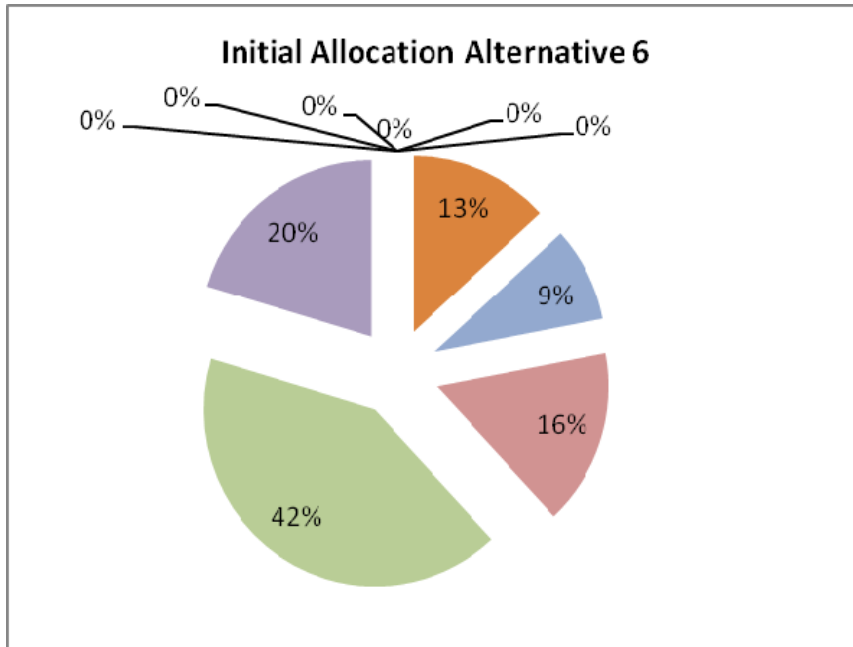
**Figure 4-3.** Action 2 (eligibility) Alternative 2, Action 3 (initial allocation) Alternative 4



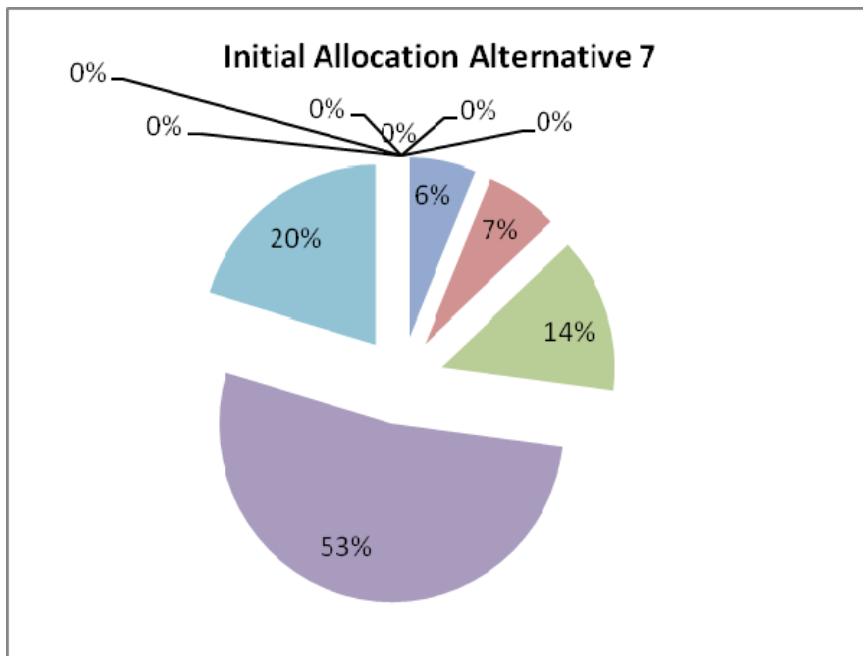
**Figure 4-4.** Action 2 (eligibility) Alternative 2, Action 3 (initial allocation) Alternative 5



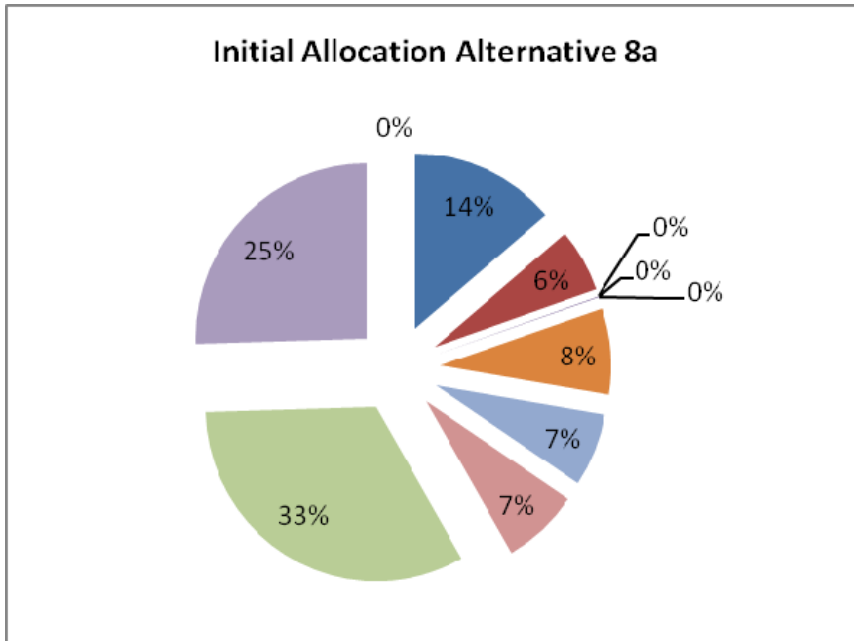
**Figure 4-5.** Action 2 (eligibility) Alternative 2, Action 3 (initial allocation) Alternative 6



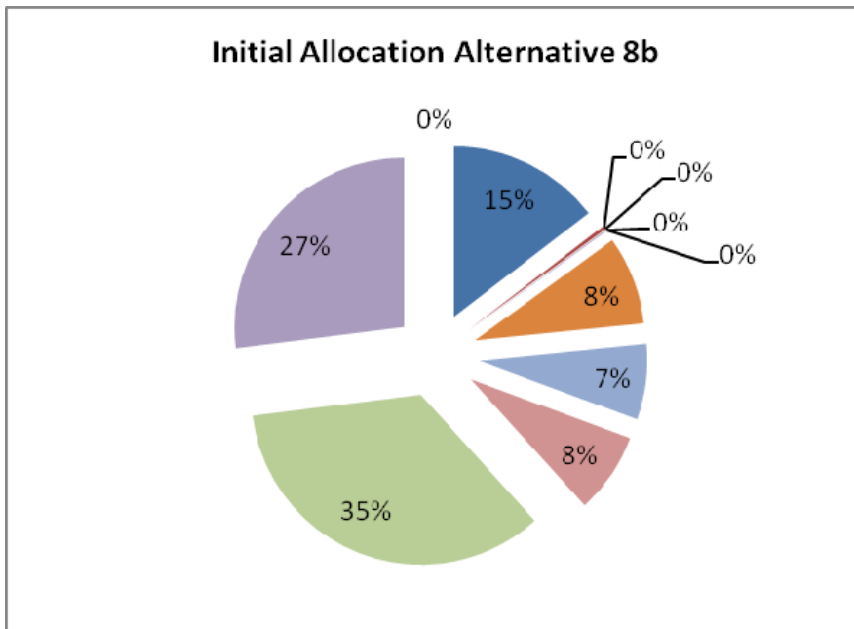
**Figure 4-6.** Action 2 (eligibility) Alternative 2, Action 3 (initial allocation) Alternative 7



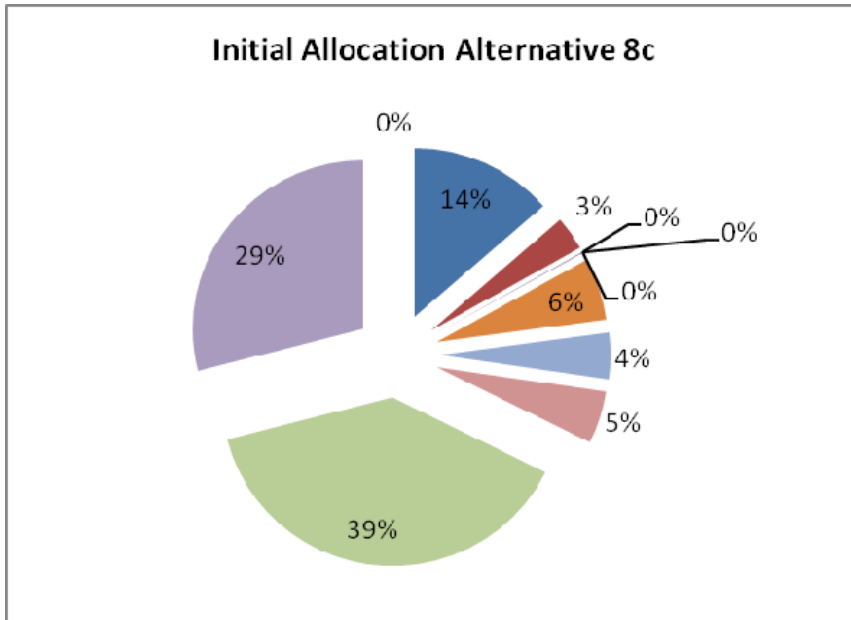
**Figure 4-7.** Action 2 (eligibility) Alternative 2, Action 3 (initial allocation) Alternative 8a



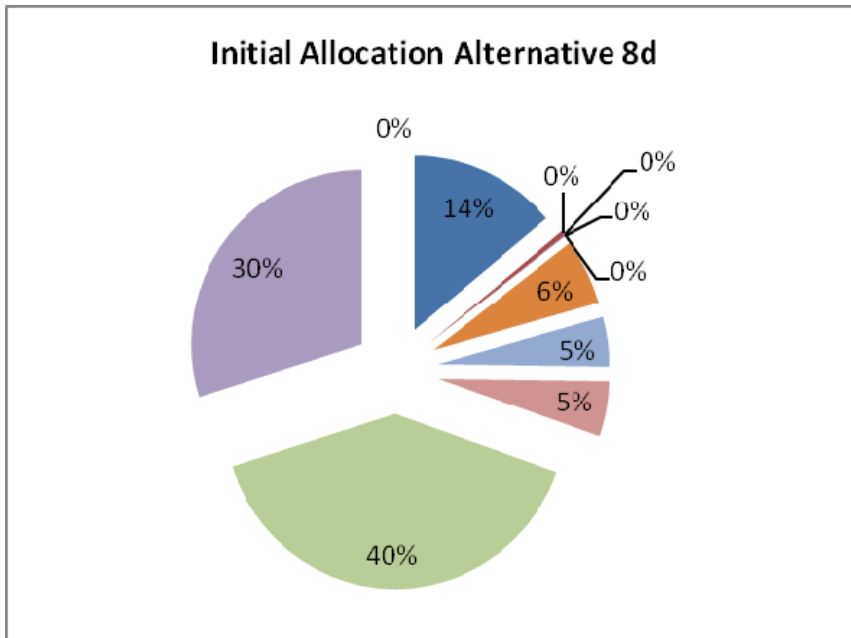
**Figure 4-8.** Action 2 (eligibility) Alternative 2, Action 3 (initial allocation) Alternative 8b



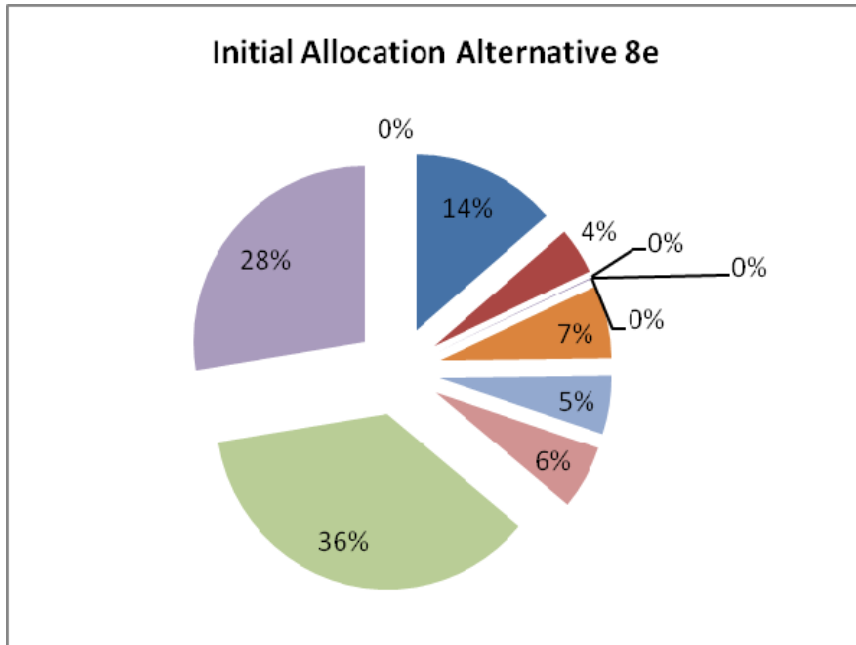
**Figure 4-9.** Action 2 (eligibility) Alternative 2, Action 3 (initial allocation) Alternative 8c



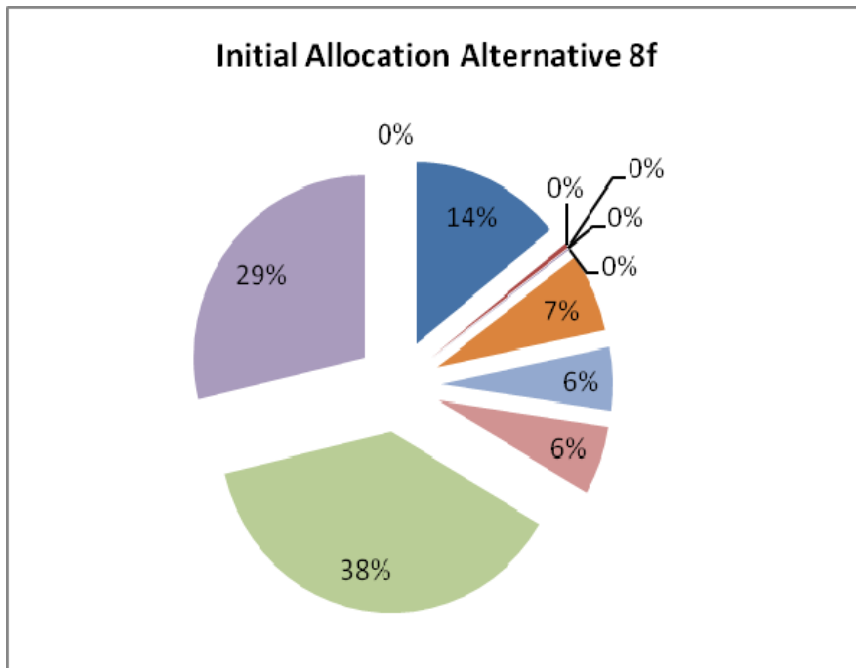
**Figure 4-10.** Action 2 (eligibility) Alternative 2, Action 3 (initial allocation) Alternative 8d



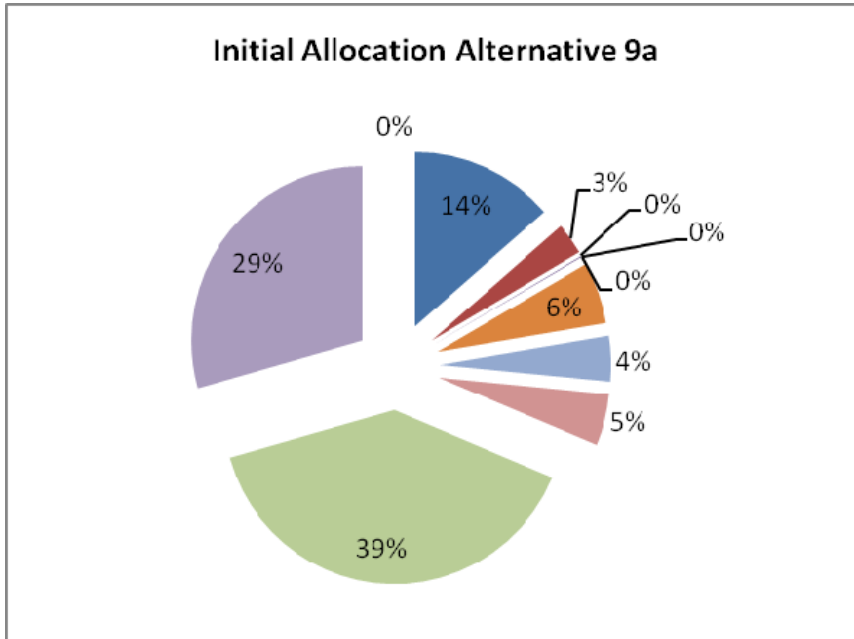
**Figure 4-11.** Action 2 (eligibility) Alternative 2, Action 3 (initial allocation) Alternative 8e



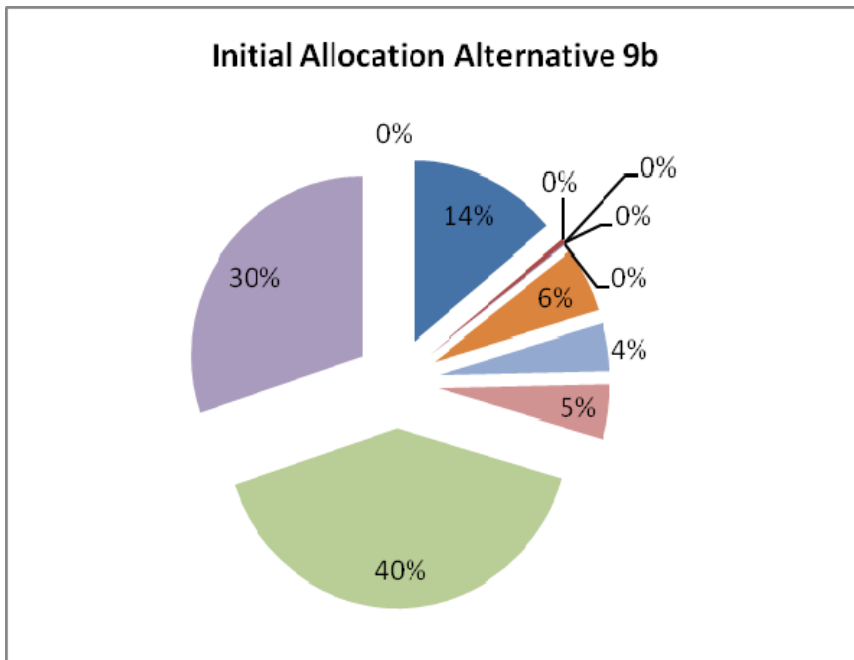
**Figure 4-12.** Action 2 (eligibility) Alternative 2, Action 3 (initial allocation) Alternative 8f



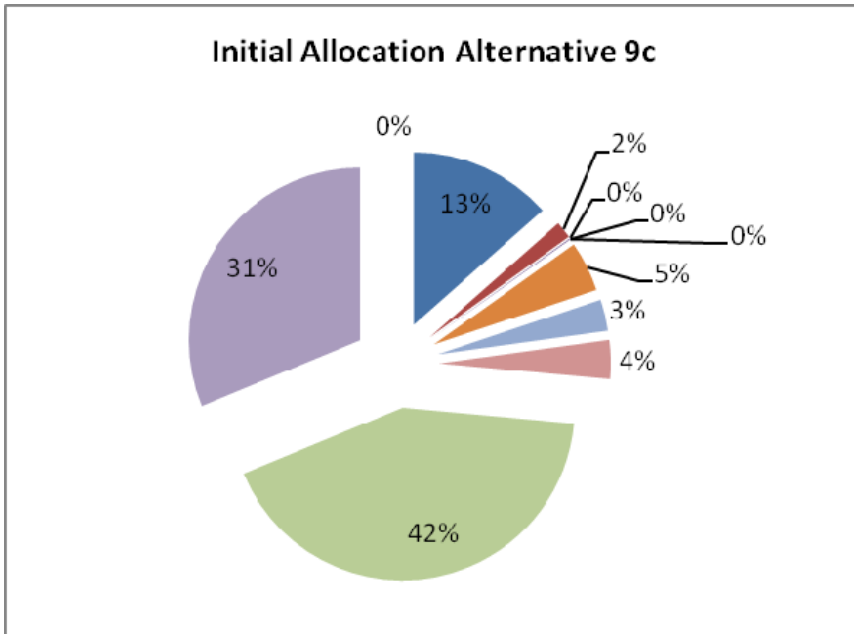
**Figure 4-13.** Action 2 (eligibility) Alternative 2, Action 3 (initial allocation) Alternative 9a



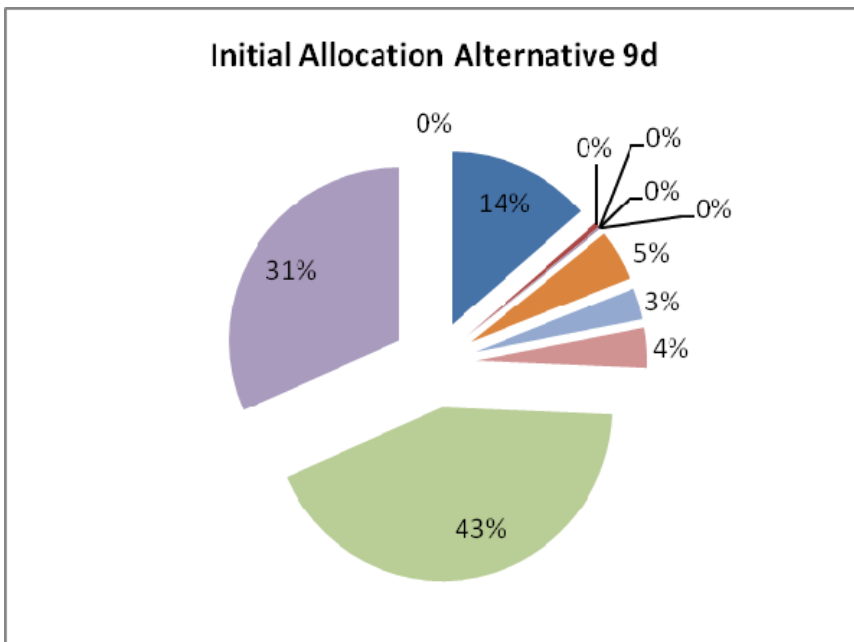
**Figure 4-14.** Action 2 (eligibility) Alternative 2, Action 3 (initial allocation) Alternative 9b



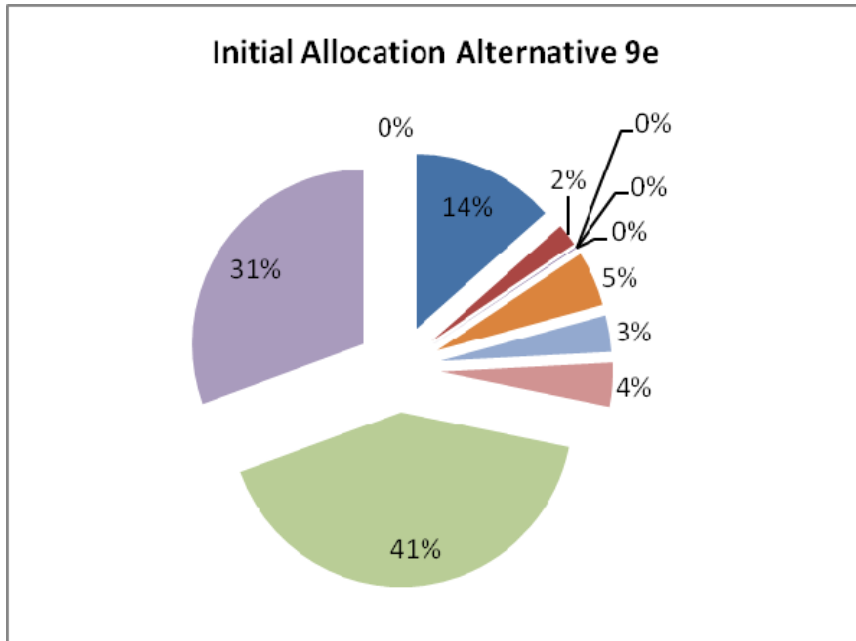
**Figure 4-15.** Action 2 (eligibility) Alternative 2, Action 3 (initial allocation) Alternative 9c



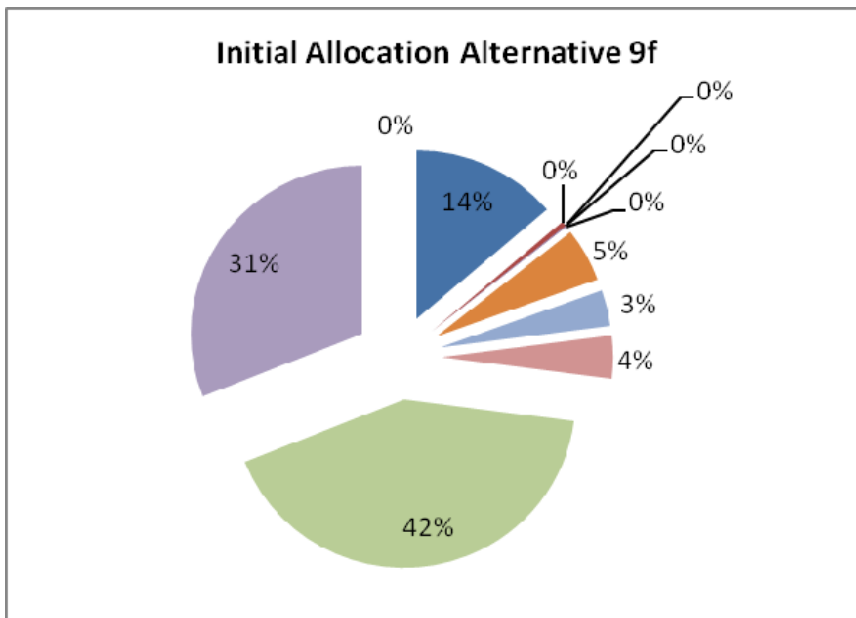
**Figure 4-16.** Action 2 (eligibility) Alternative 2, Action 3 (initial allocation) Alternative 9d



**Figure 4-17.** Action 2 (eligibility) Alternative 2, Action 3 (initial allocation) Alternative 9e

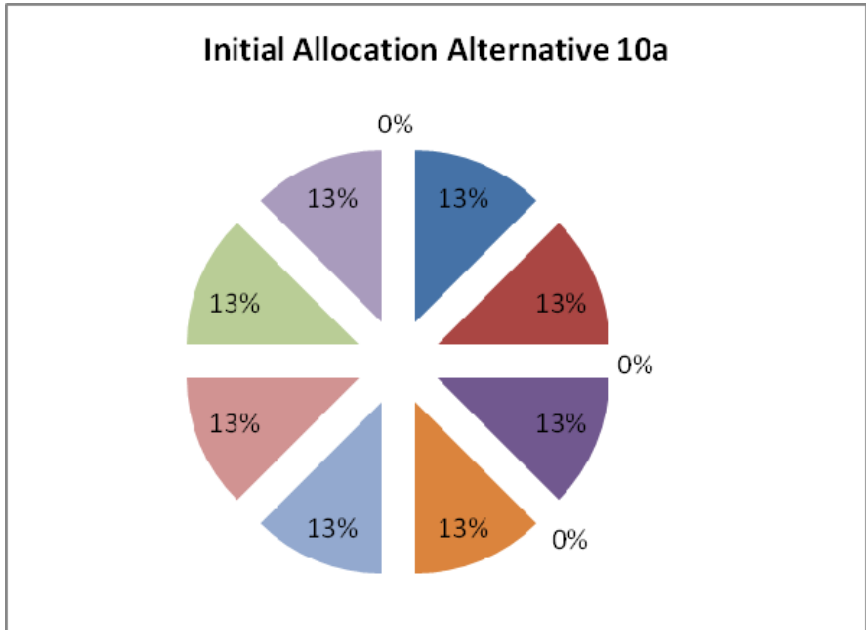


**Figure 4-18.** Action 2 (eligibility) Alternative 2, Action 3 (initial allocation) Alternative 9f

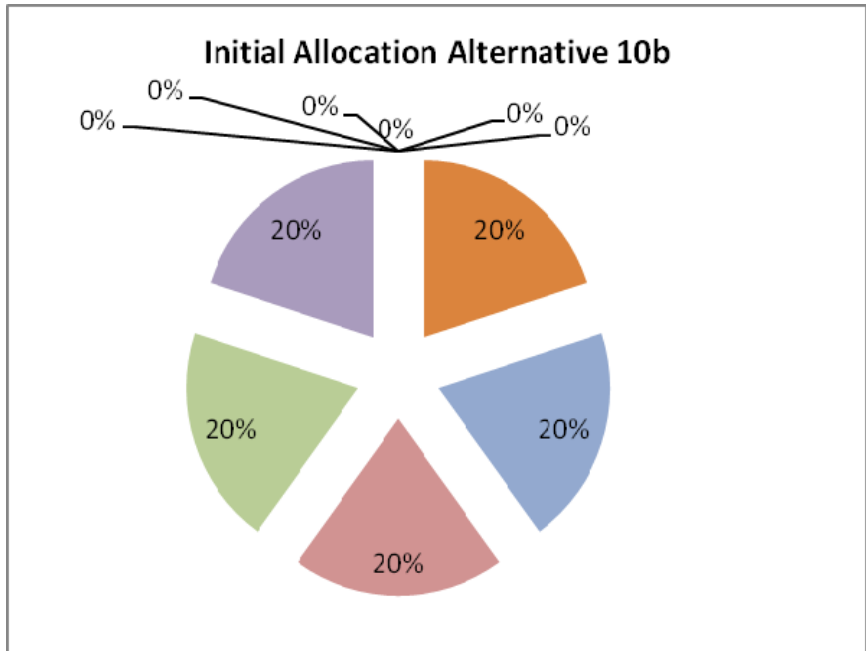




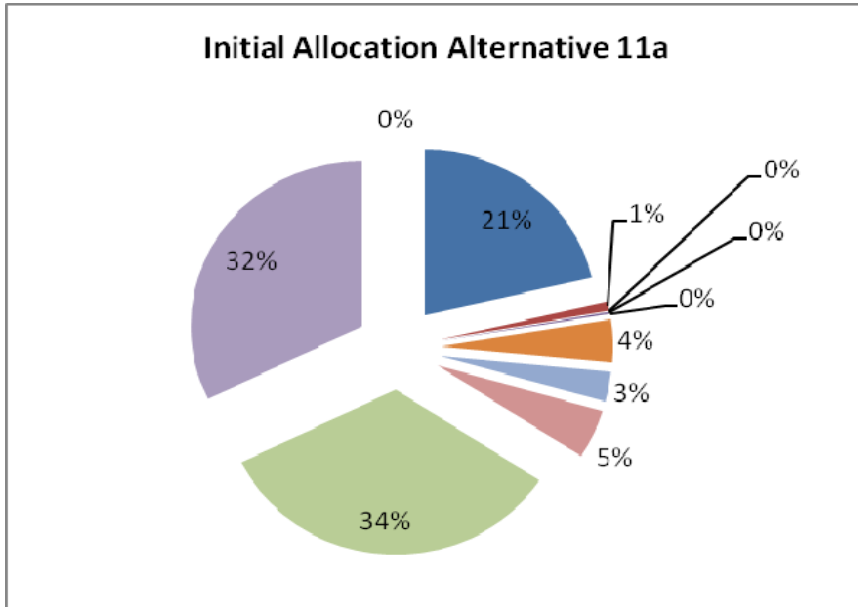
**Figure 4-19.** Action 2 (eligibility) Alternative 2, Action 3 (initial allocation) Alternative 10a



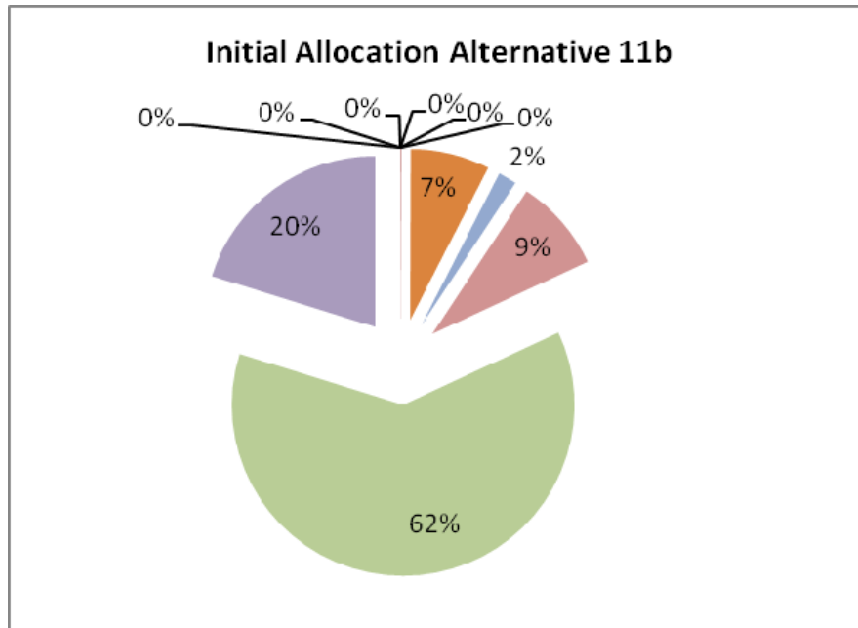
**Figure 4-20.** Action 2 (eligibility) Alternative 2, Action 3 (initial allocation) Alternative 10b



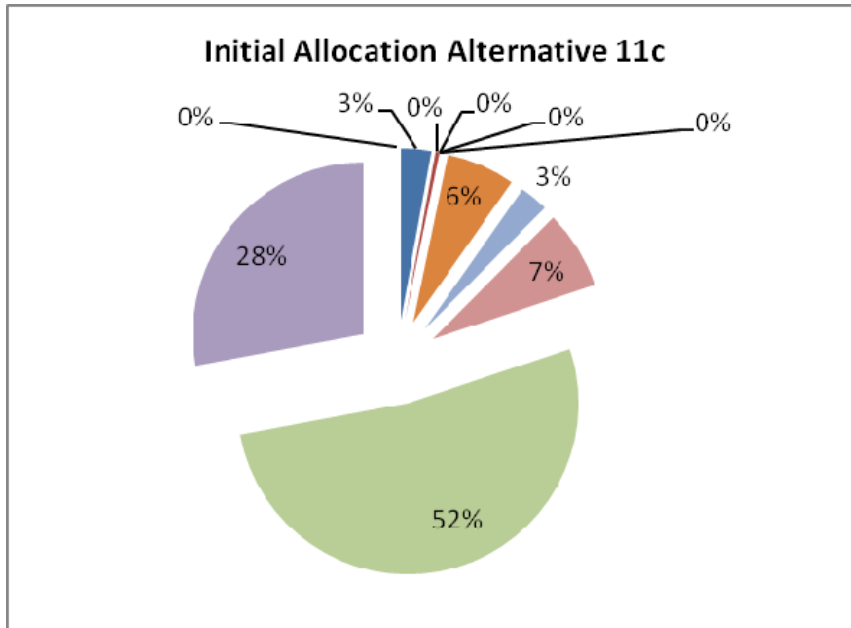
**Figure 4-21.** Action 2 (eligibility) Alternative 2, Action 3 (initial allocation) Alternative 11a



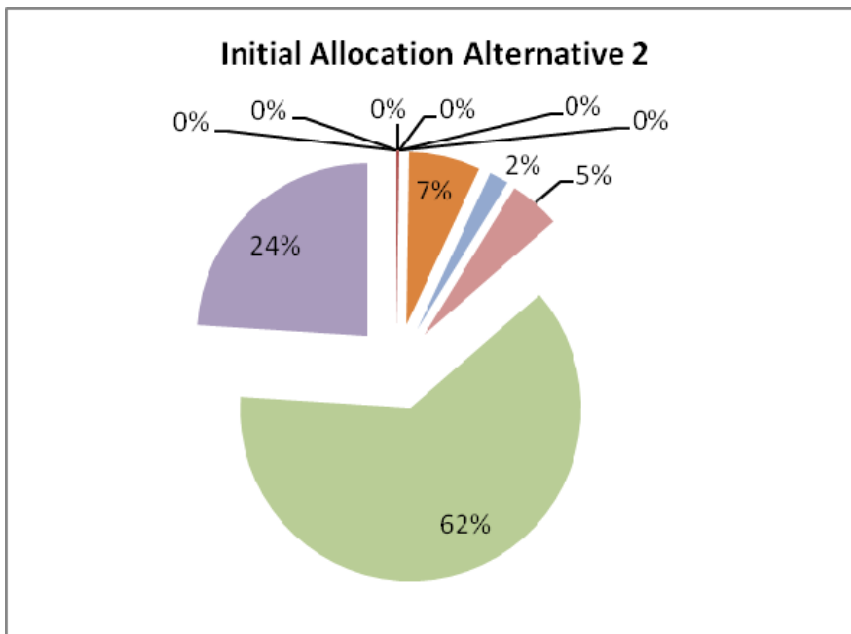
**Figure 4-22.** Action 2 (eligibility) Alternative 2, Action 3 (initial allocation) Alternative 11b



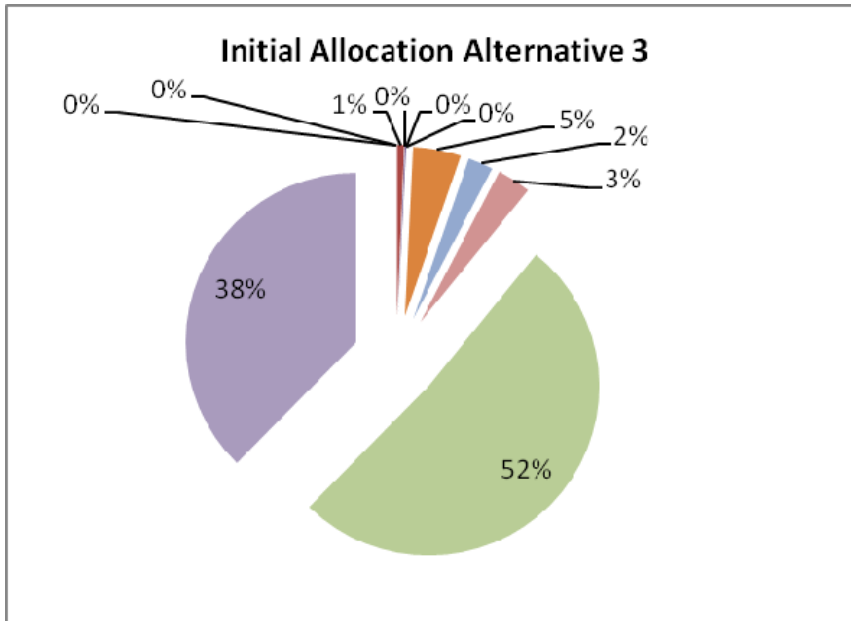
**Figure 4-23.** Action 2 (eligibility) Alternative 2, Action 3 (initial allocation) Alternative 11c



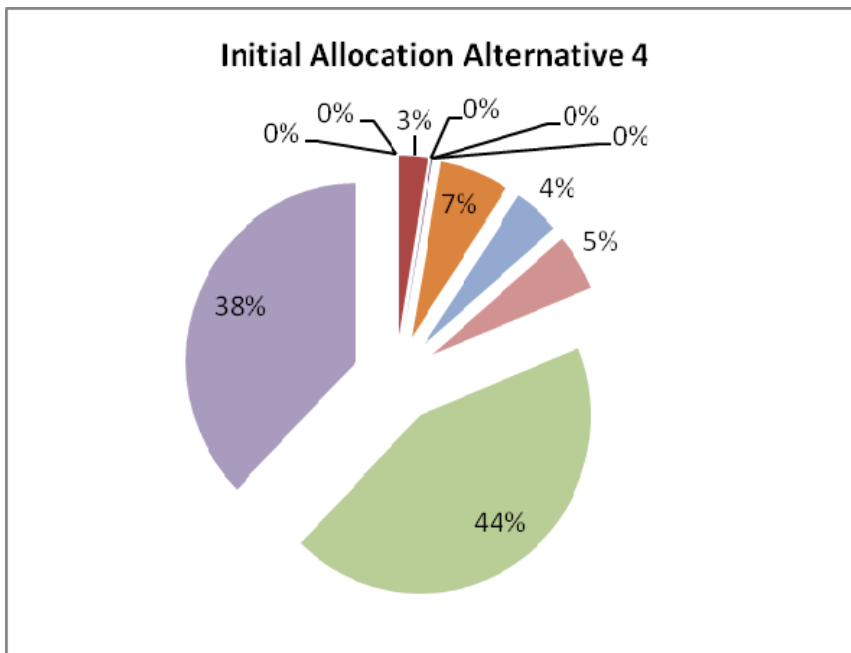
**Figure 4-24.** Action 2 (eligibility) Alternative 3, Action 3 (initial allocation) Alternative 2



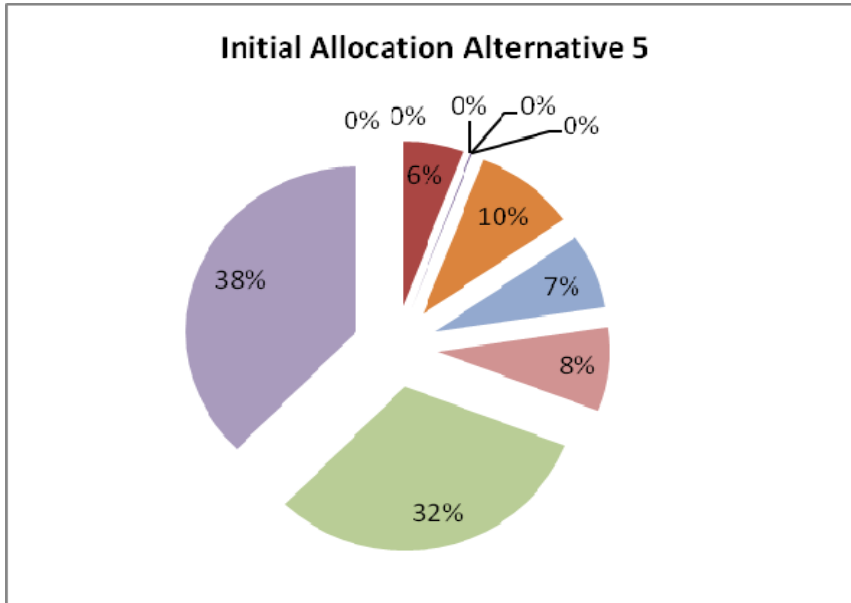
**Figure 4-25.** Action 2 (eligibility) Alternative 3, Action 3 (initial allocation) Alternative 3



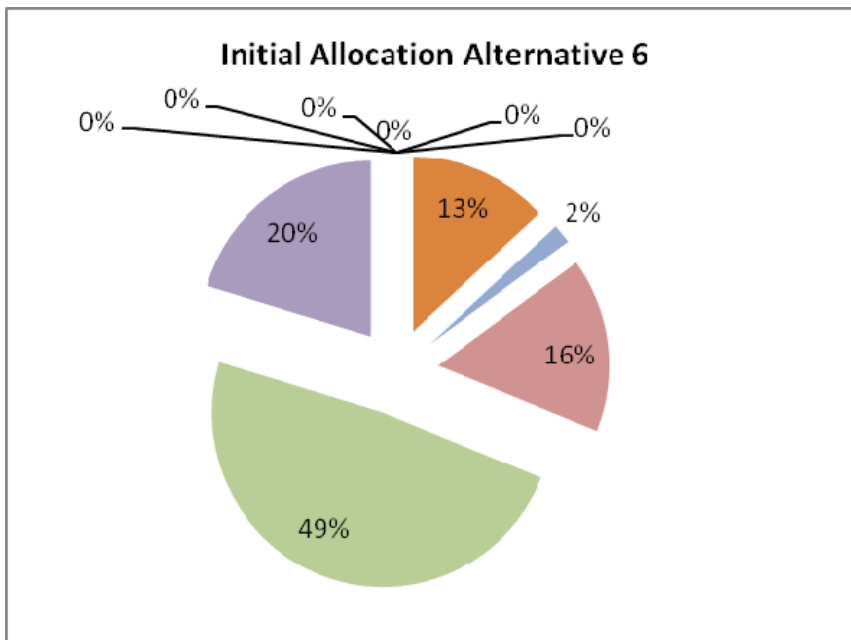
**Figure 4-26.** Action 2 (eligibility) Alternative 3, Action 3 (initial allocation) Alternative 4



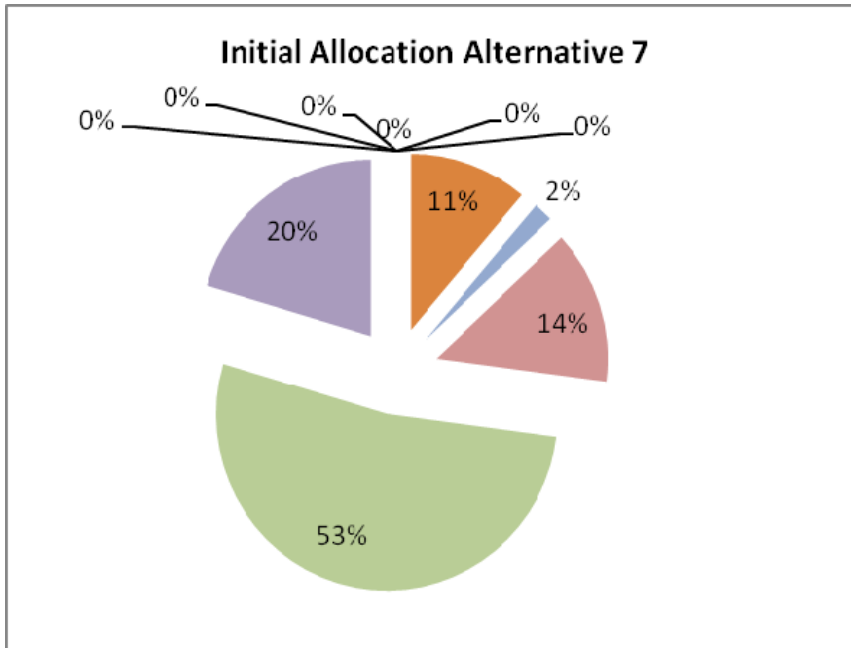
**Figure 4-27.** Action 2 (eligibility) Alternative 3, Action 3 (initial allocation) Alternative 5



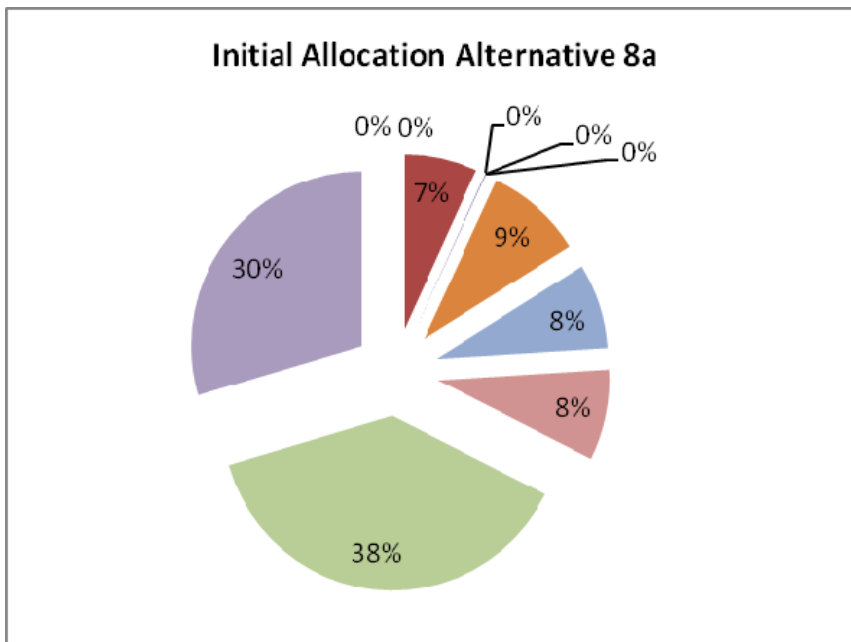
**Figure 4-28.** Action 2 (eligibility) Alternative 3, Action 3 (initial allocation) Alternative 6



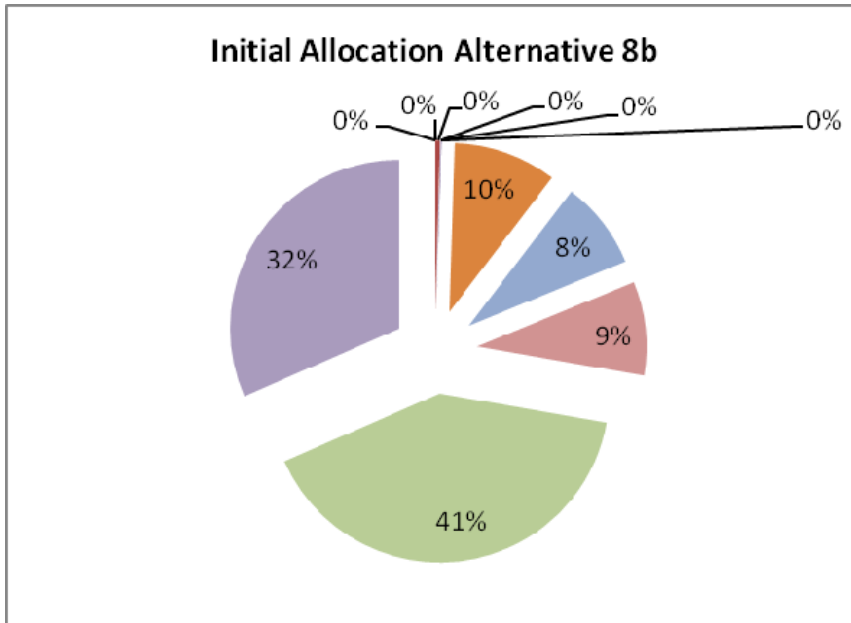
**Figure 4-29.** Action 2 (eligibility) Alternative 3, Action 3 (initial allocation) Alternative 7



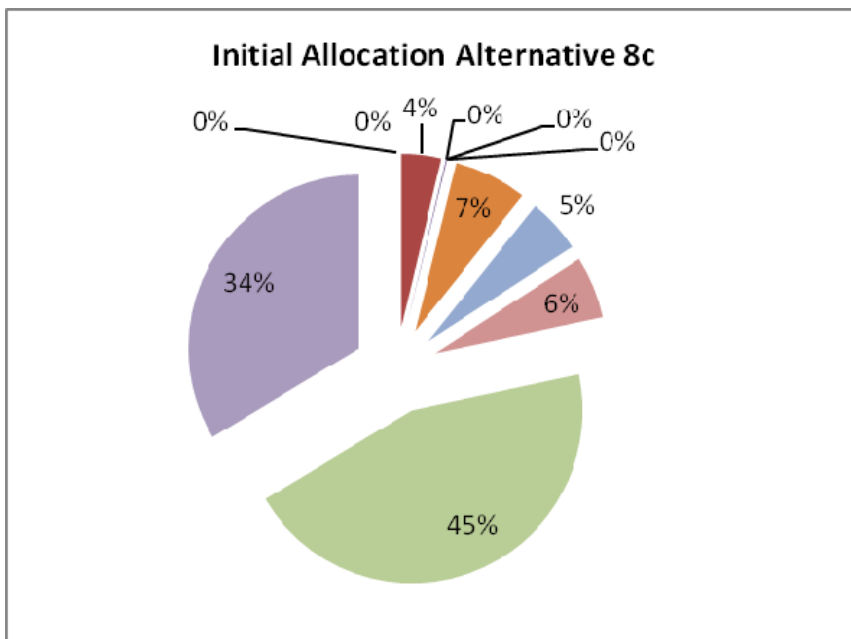
**Figure 4-30.** Action 2 (eligibility) Alternative 3, Action 3 (initial allocation) Alternative 8a



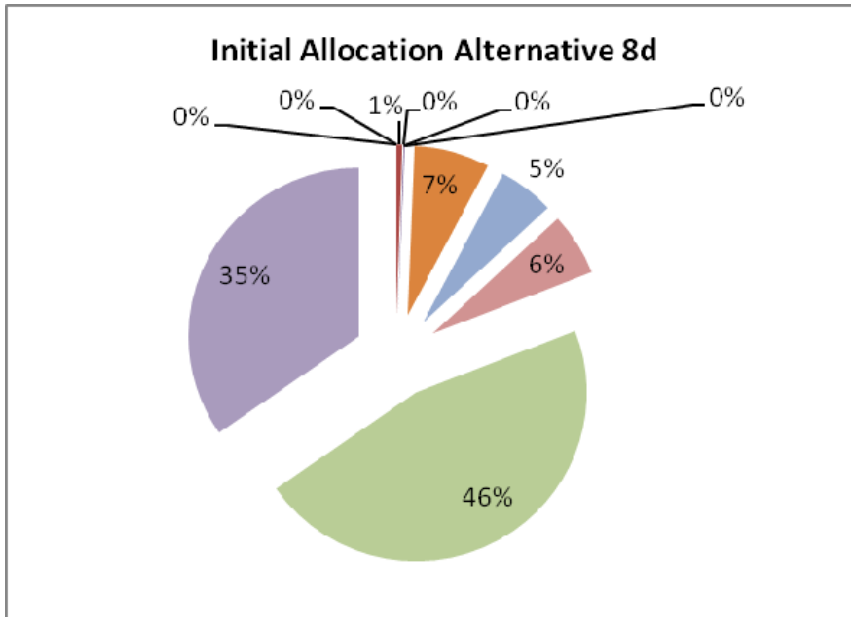
**Figure 4-31.** Action 2 (eligibility) Alternative 3, Action 3 (initial allocation) Alternative 8b



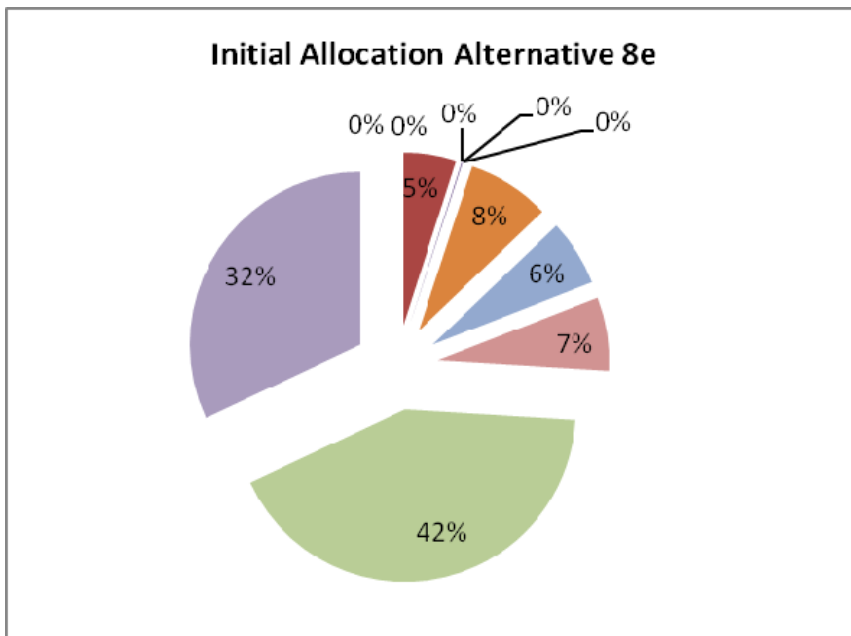
**Figure 4-32.** Action 2 (eligibility) Alternative 3, Action 3 (initial allocation) Alternative 8c



**Figure 4-33.** Action 2 (eligibility) Alternative 3, Action 3 (initial allocation) Alternative 8d

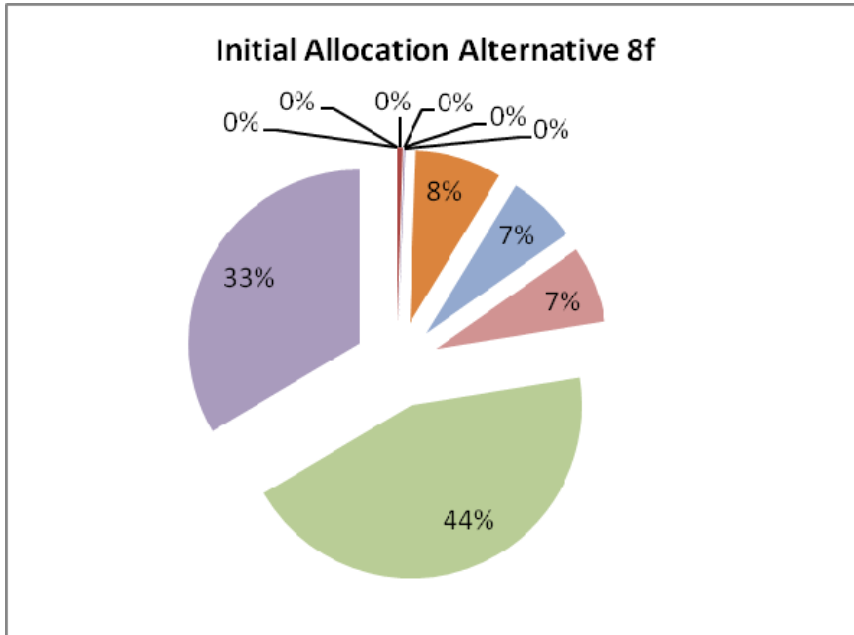


**Figure 4-34.** Action 2 (eligibility) Alternative 3, Action 3 (initial allocation) Alternative 8e

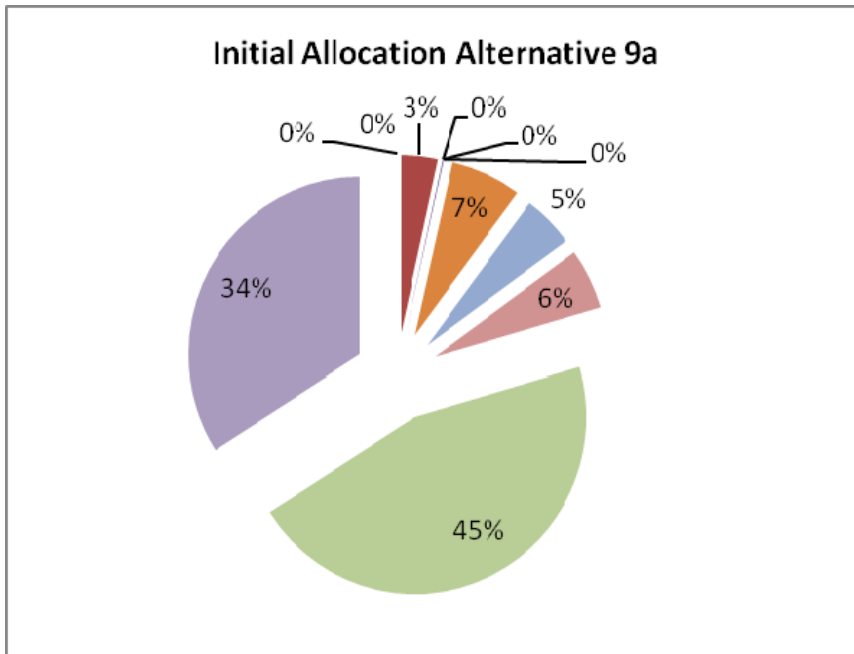




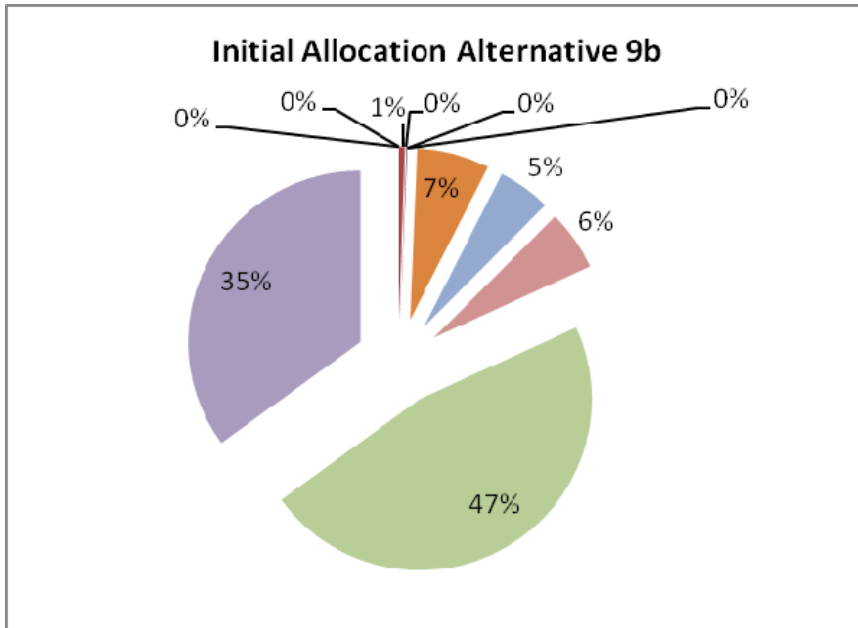
**Figure 4-35.** Action 2 (eligibility) Alternative 3, Action 3 (initial allocation) Alternative 8f



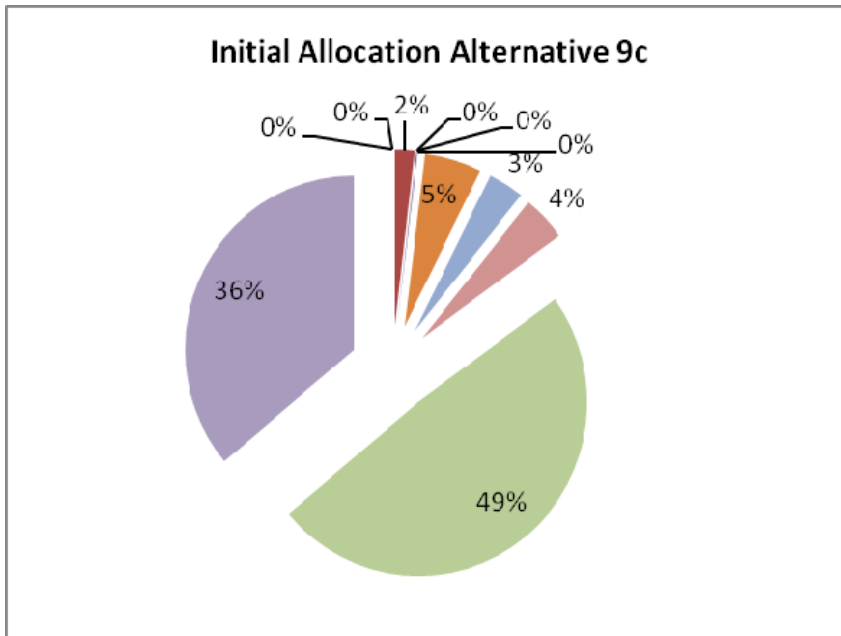
**Figure 4-36.** Action 2 (eligibility) Alternative 3, Action 3 (initial allocation) Alternative 9a



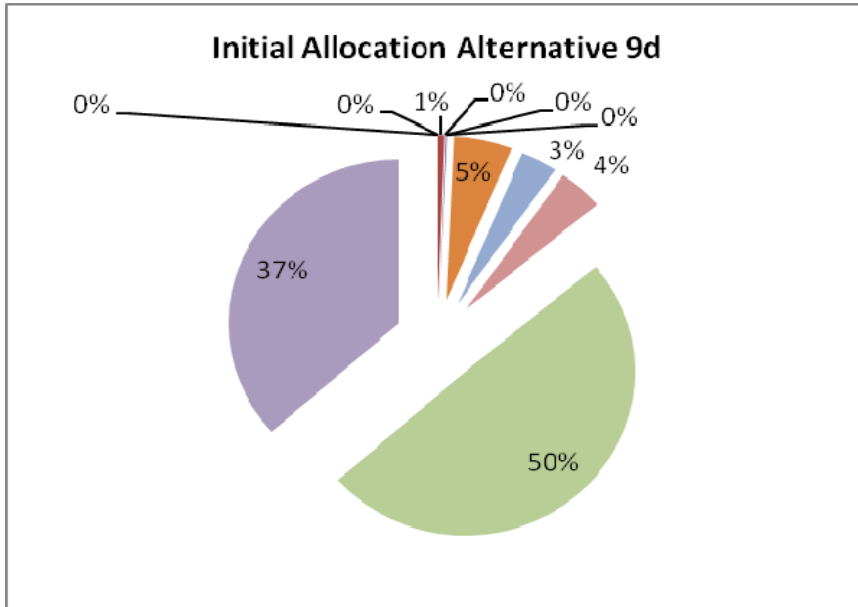
**Figure 4-37.** Action 2 (eligibility) Alternative 3, Action 3 (initial allocation) Alternative 9b



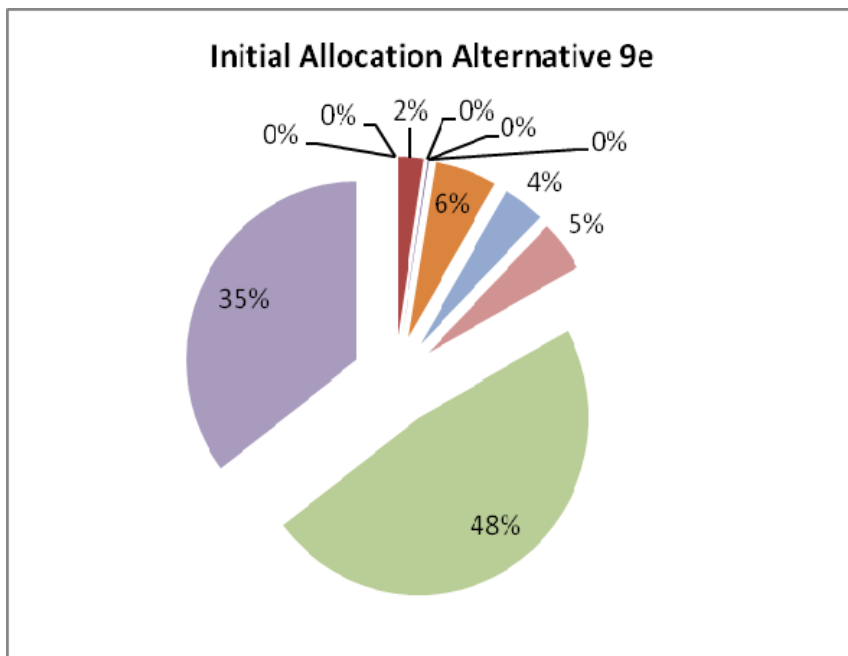
**Figure 4-38.** Action 2 (eligibility) Alternative 3, Action 3 (initial allocation) Alternative 9c



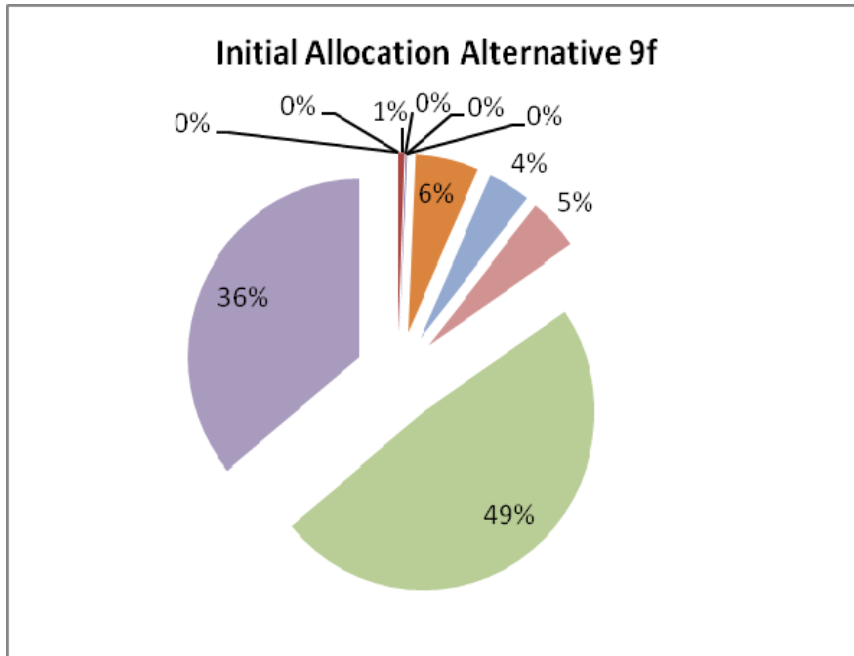
**Figure 4-39.** Action 2 (eligibility) Alternative 3, Action 3 (initial allocation) Alternative 9d



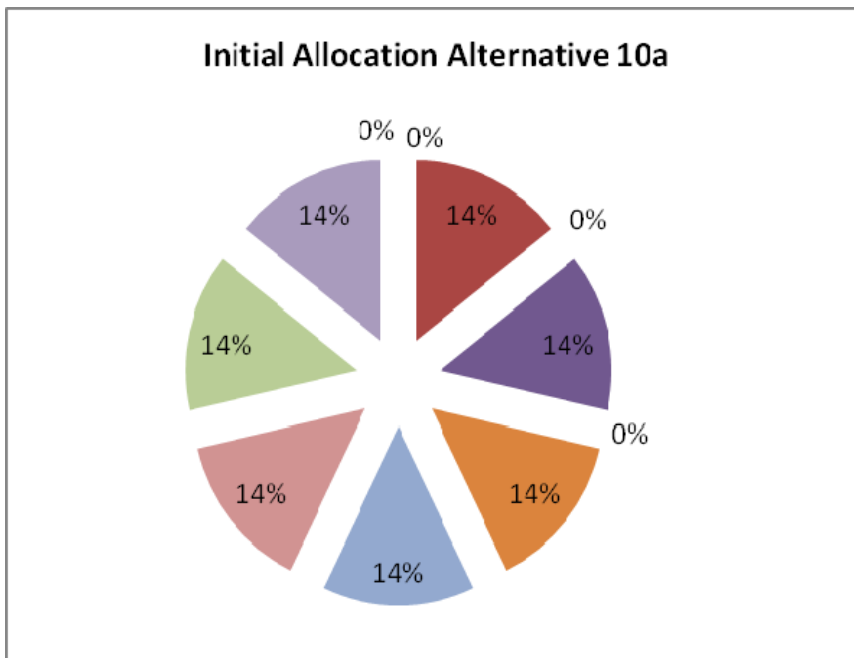
**Figure 4-40.** Action 2 (eligibility) Alternative 3, Action 3 (initial allocation) Alternative 9e



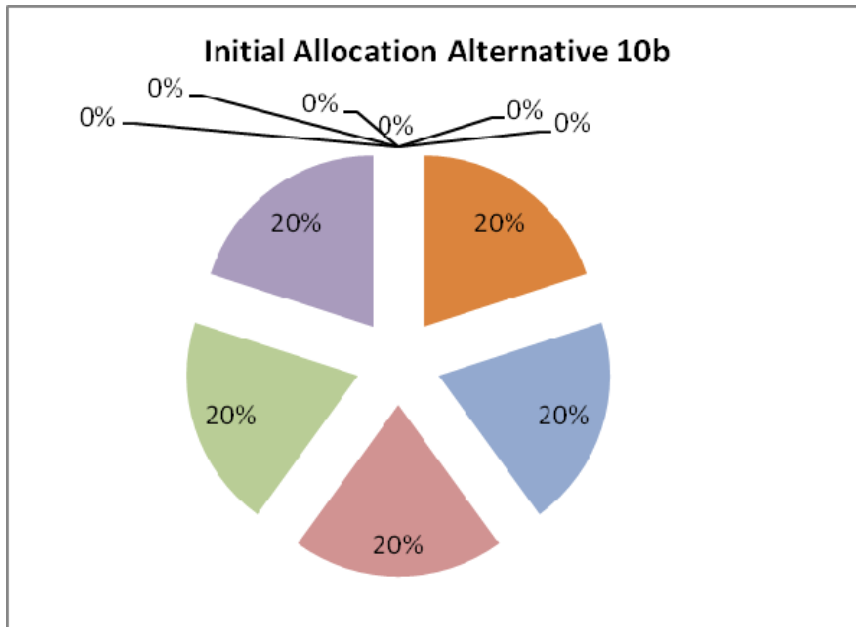
**Figure 4-41.** Action 2 (eligibility) Alternative 3, Action 3 (initial allocation) Alternative 9f



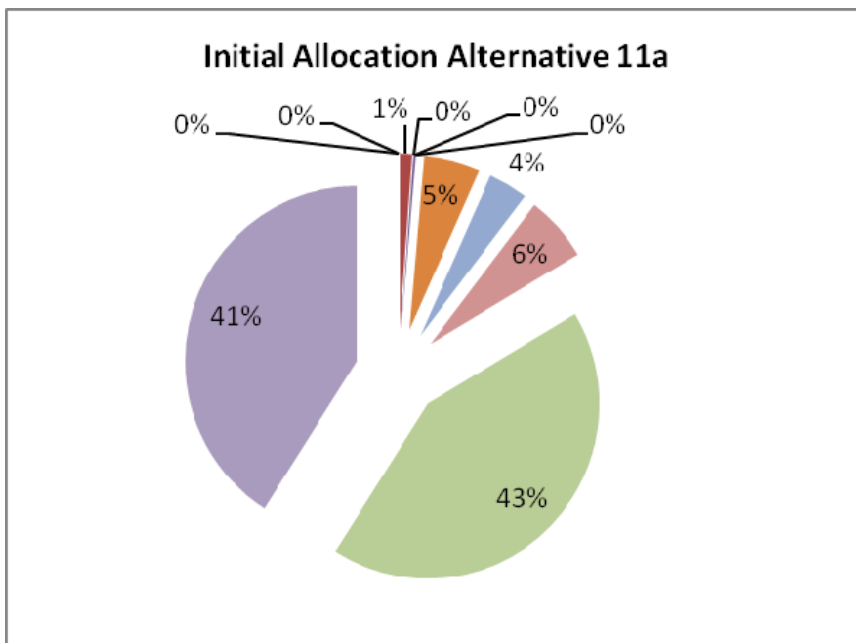
**Figure 4-42.** Action 2 (eligibility) Alternative 3, Action 3 (initial allocation) Alternative 10a



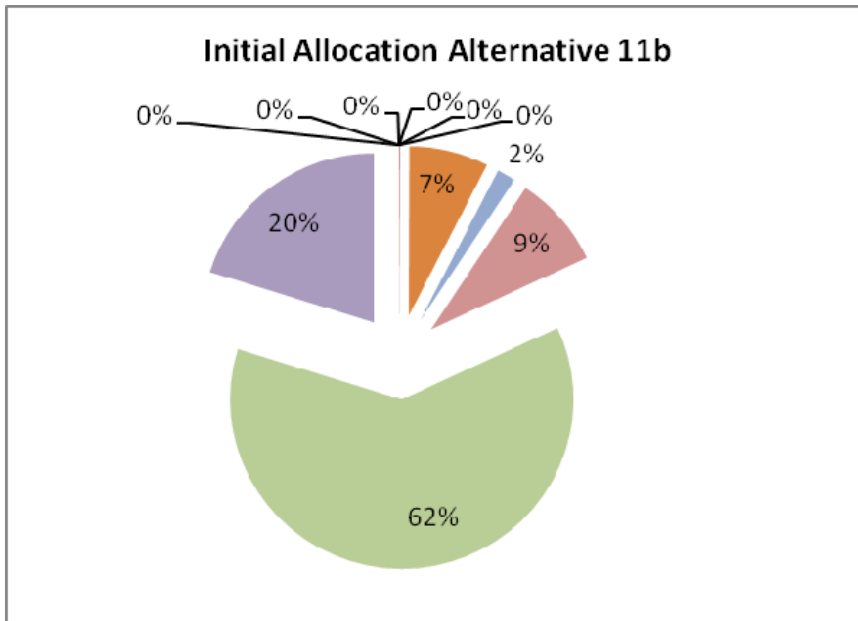
**Figure 4-43.** Action 2 (eligibility) Alternative 3, Action 3 (initial allocation) Alternative 10b



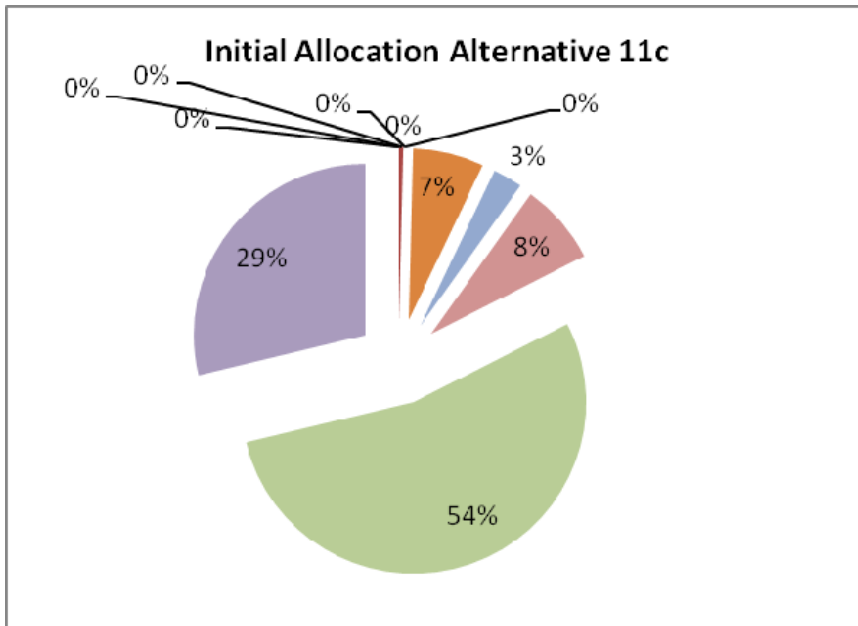
**Figure 4-44.** Action 2 (eligibility) Alternative 3, Action 3 (initial allocation) Alternative 11a



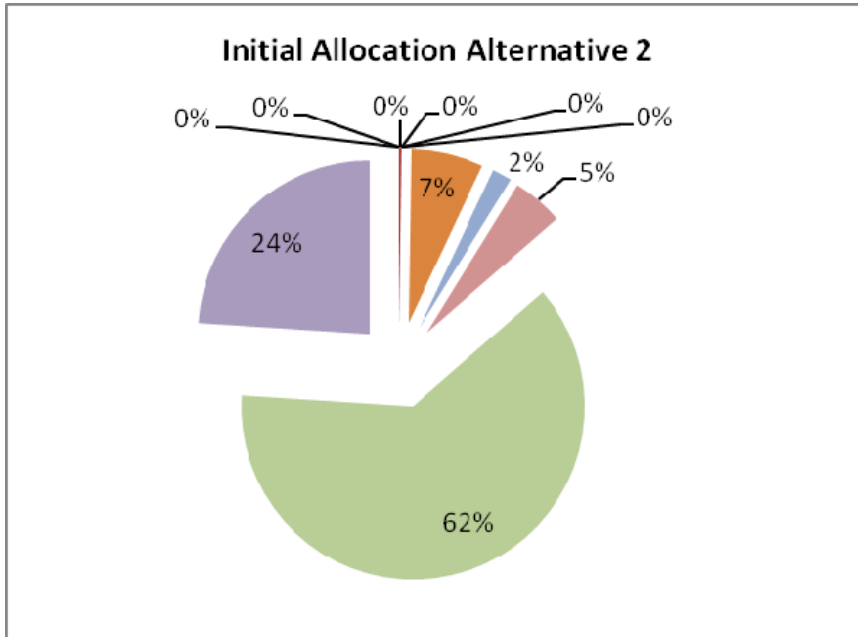
**Figure 4-45.** Action 2 (eligibility) Alternative 3, Action 3 (initial allocation) Alternative 11b



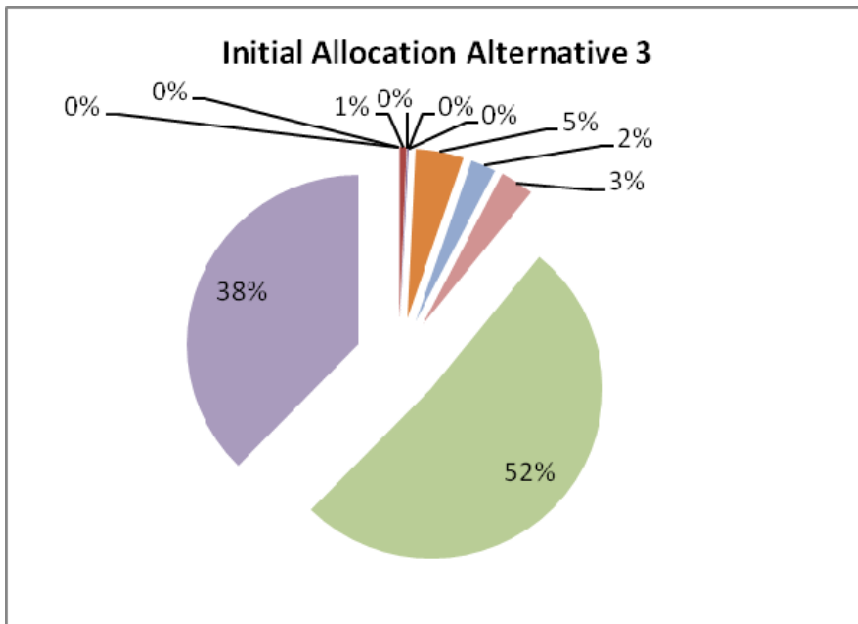
**Figure 4-46.** Action 2 (eligibility) Alternative 3, Action 3 (initial allocation) Alternative 11c



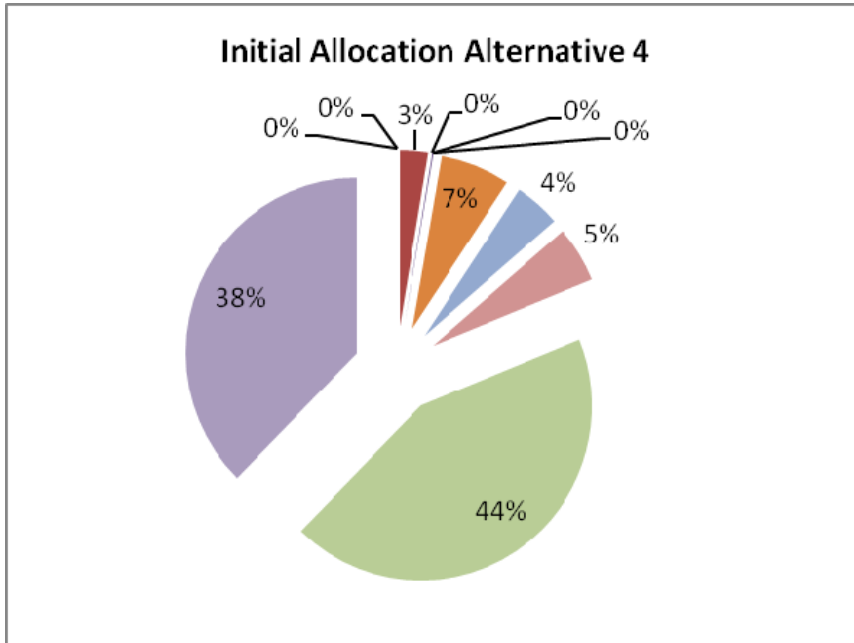
**Figure 4-47.** Action 2 (eligibility) Alternative 4, Action 3 (initial allocation) Alternative 2



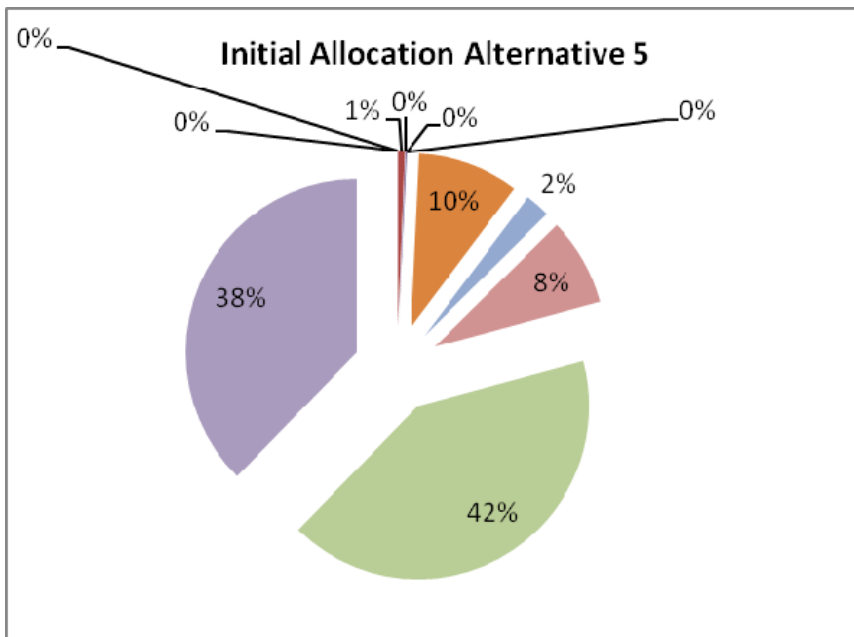
**Figure 4-48.** Action 2 (eligibility) Alternative 4, Action 3 (initial allocation) Alternative 3



**Figure 4-49.** Action 2 (eligibility) Alternative 4, Action 3 (initial allocation) Alternative 4

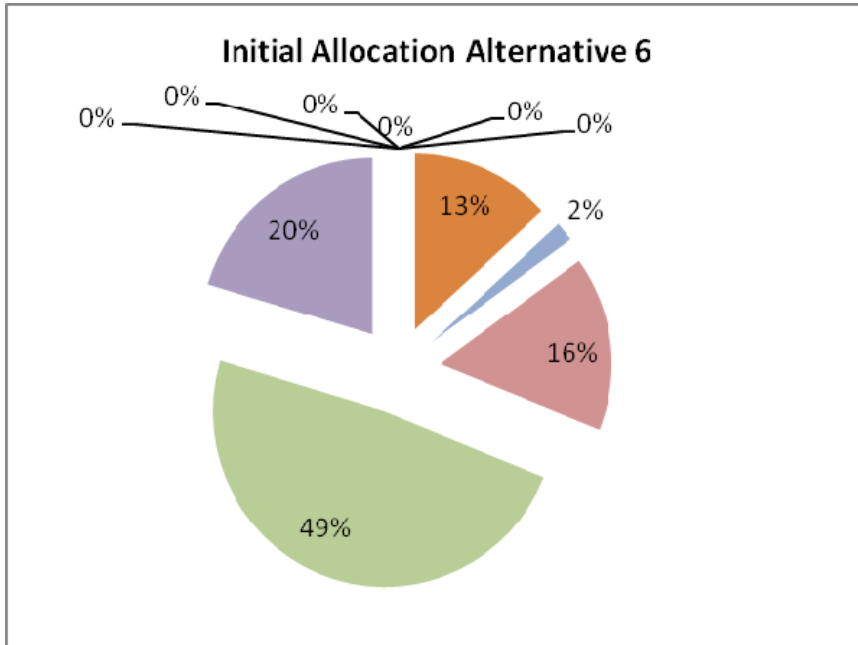


**Figure 4-50.** Action 2 (eligibility) Alternative 4, Action 3 (initial allocation) Alternative 5

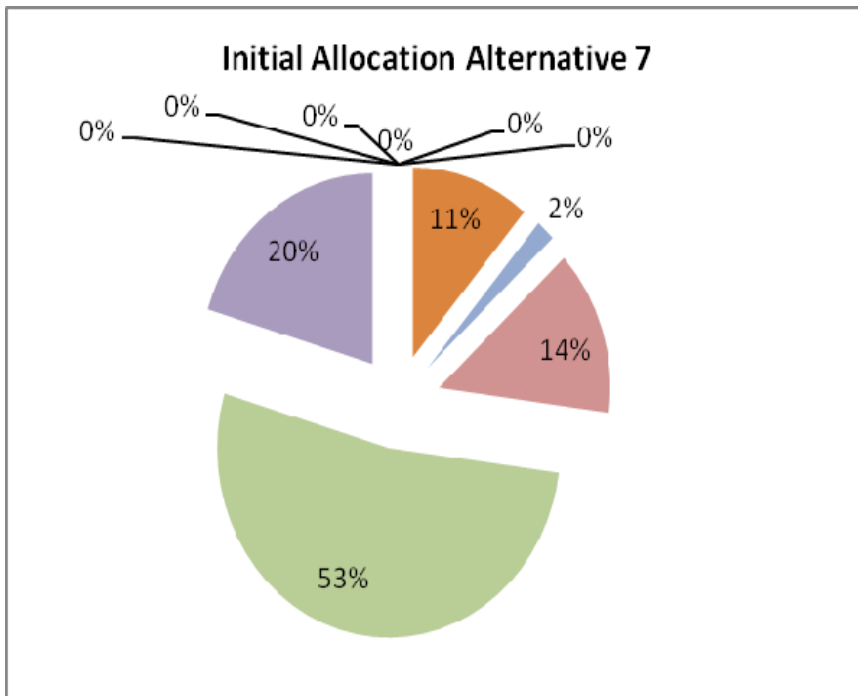




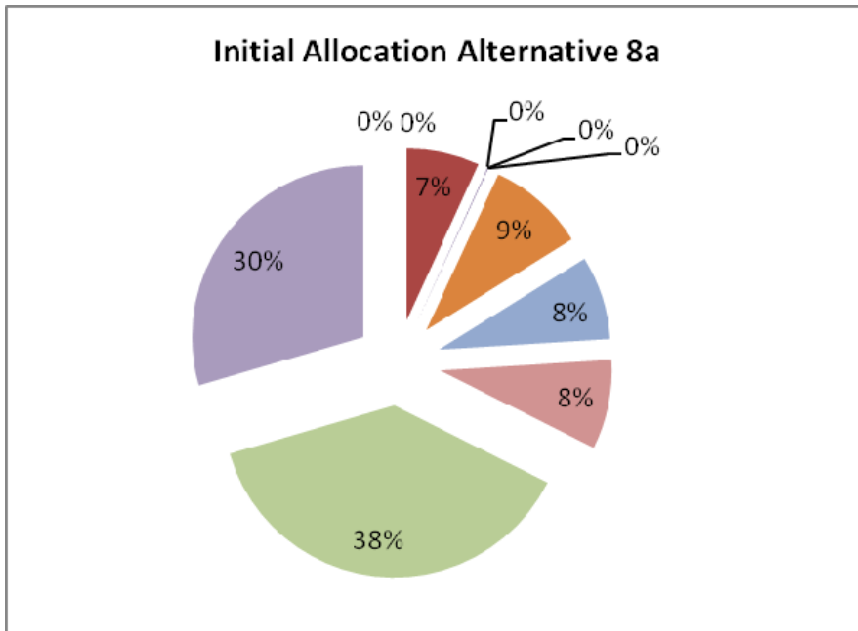
**Figure 4-51.** Action 2 (eligibility) Alternative 4, Action 3 (initial allocation) Alternative 6



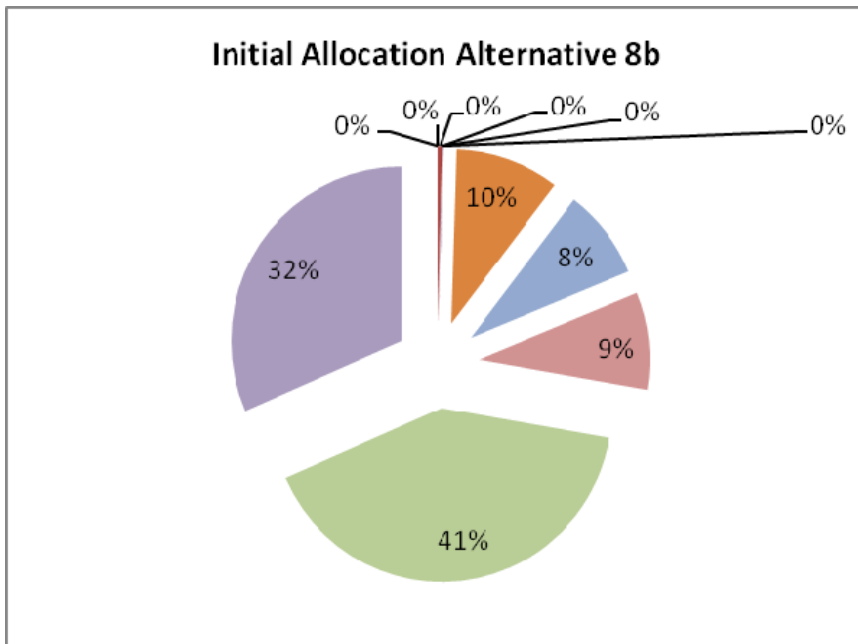
**Figure 4-52.** Action 2 (eligibility) Alternative 4, Action 3 (initial allocation) Alternative 7



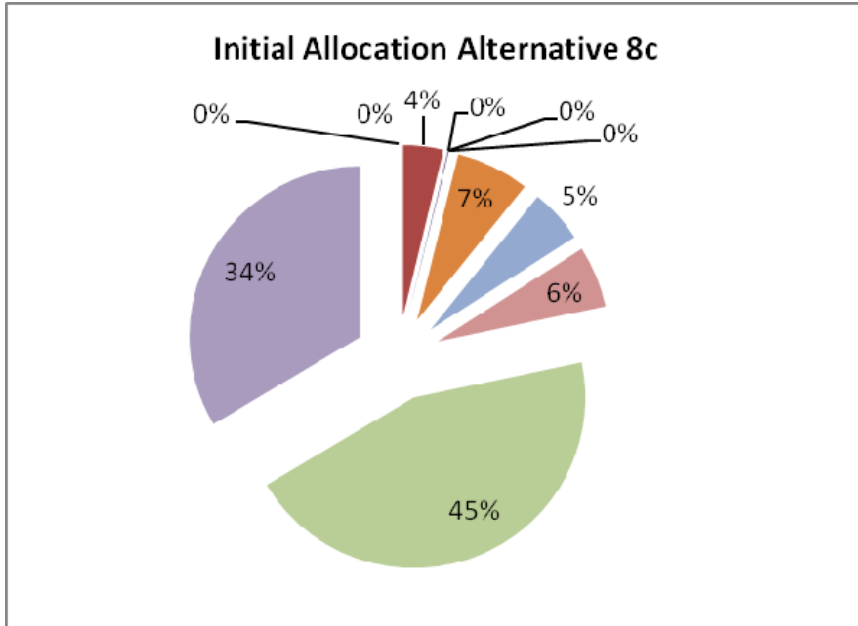
**Figure 4-53.** Action 2 (eligibility) Alternative 4, Action 3 (initial allocation) Alternative 8a



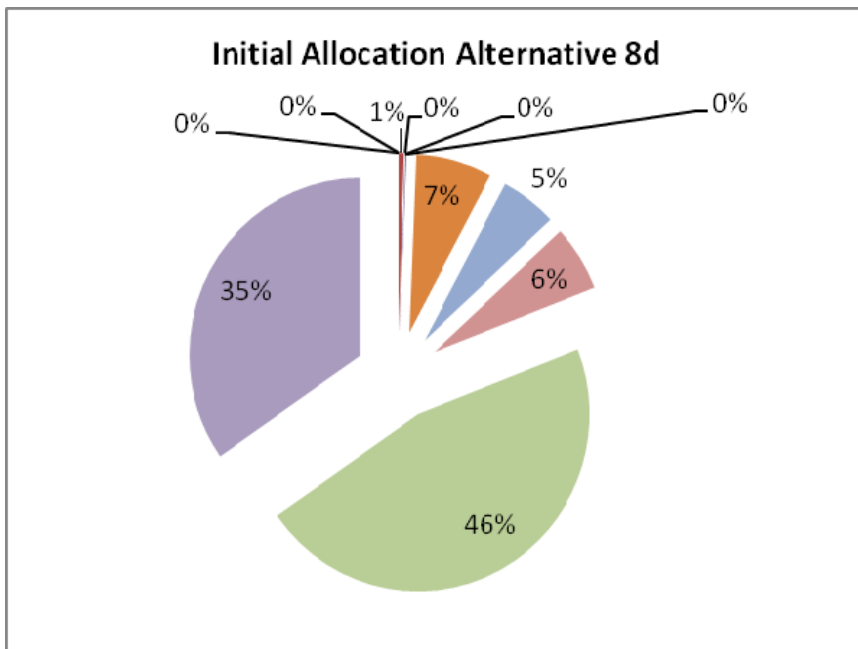
**Figure 4-54.** Action 2 (eligibility) Alternative 4, Action 3 (initial allocation) Alternative 8b



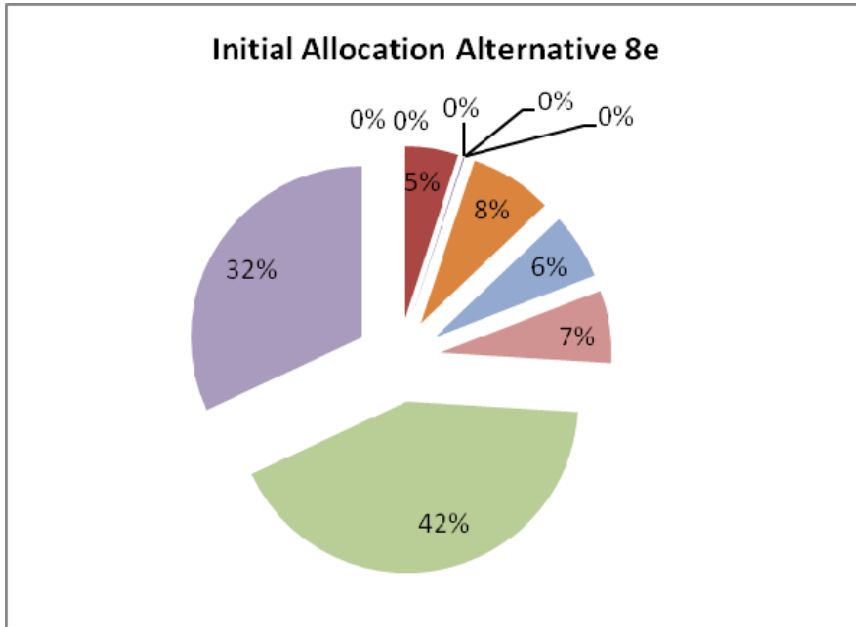
**Figure 4-55.** Action 2 (eligibility) Alternative 4, Action 3 (initial allocation) Alternative 8c



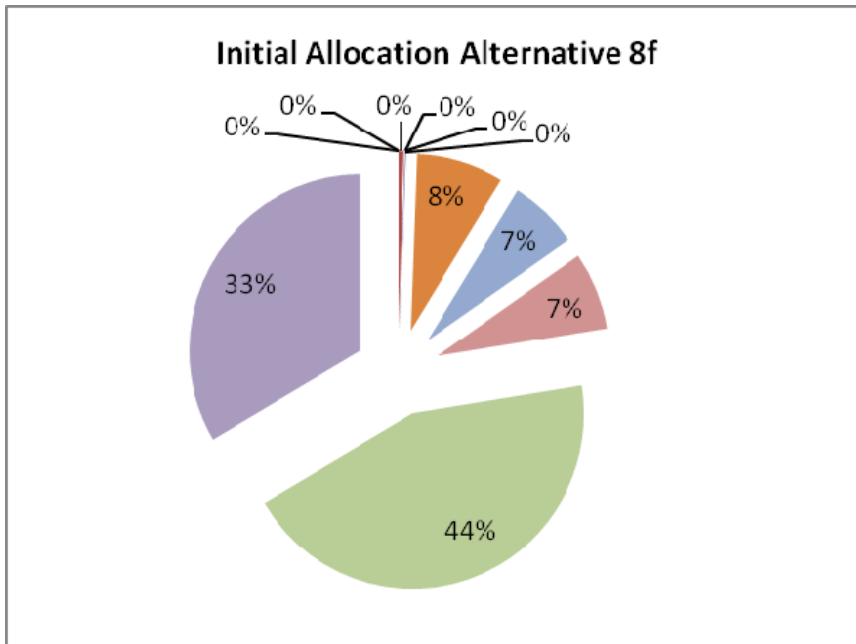
**Figure 4-56.** Action 2 (eligibility) Alternative 4, Action 3 (initial allocation) Alternative 8d



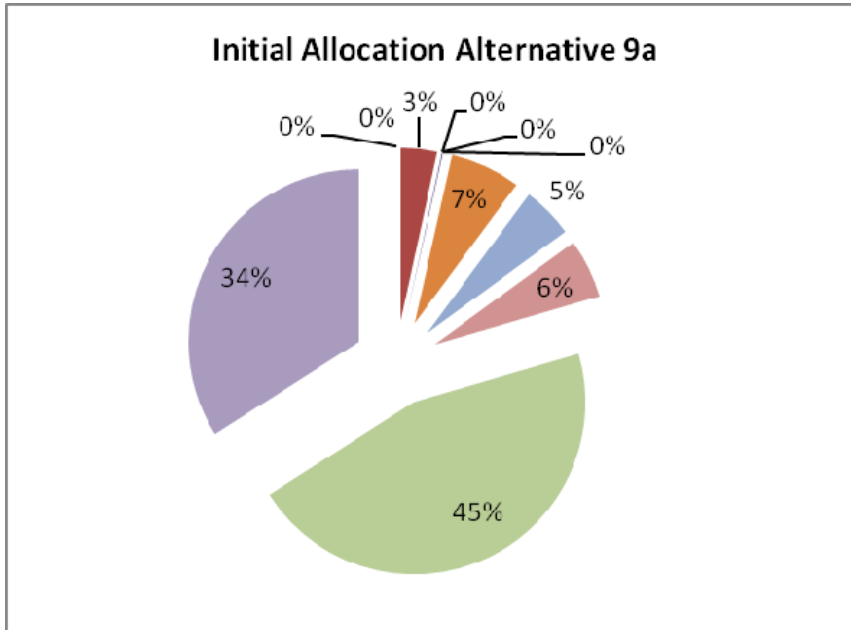
**Figure 4-57.** Action 2 (eligibility) Alternative 4, Action 3 (initial allocation) Alternative 8e



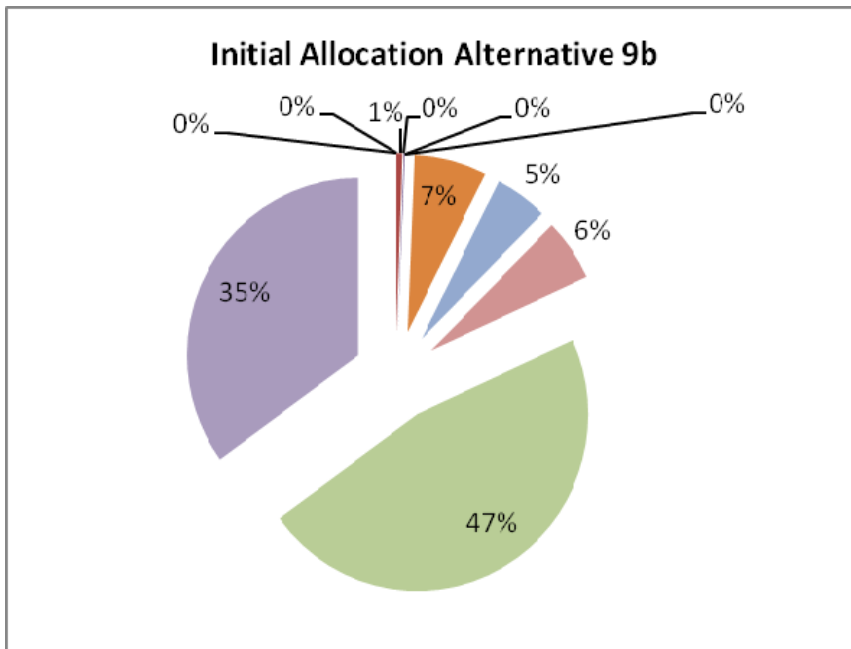
**Figure 4-58.** Action 2 (eligibility) Alternative 4, Action 3 (initial allocation) Alternative 8f



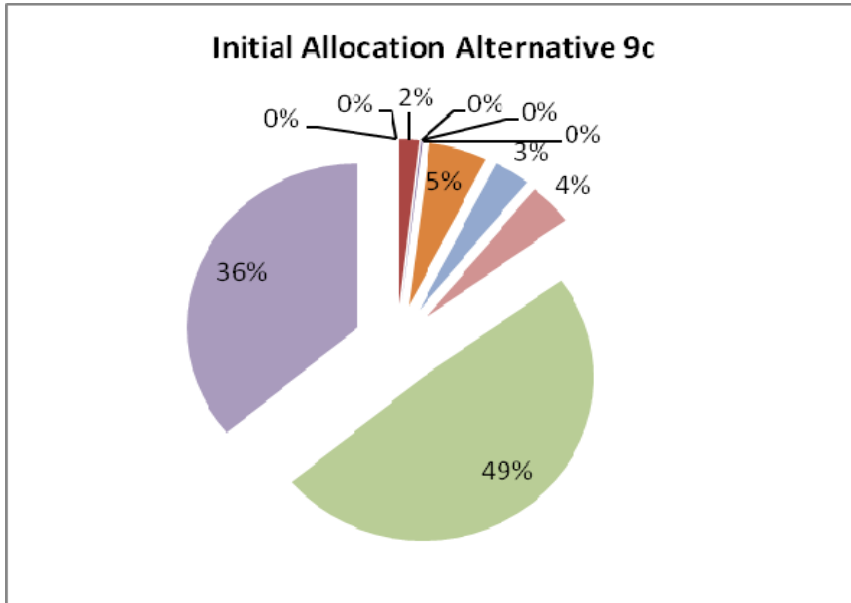
**Figure 4-59.** Action 2 (eligibility) Alternative 4, Action 3 (initial allocation) Alternative 9a



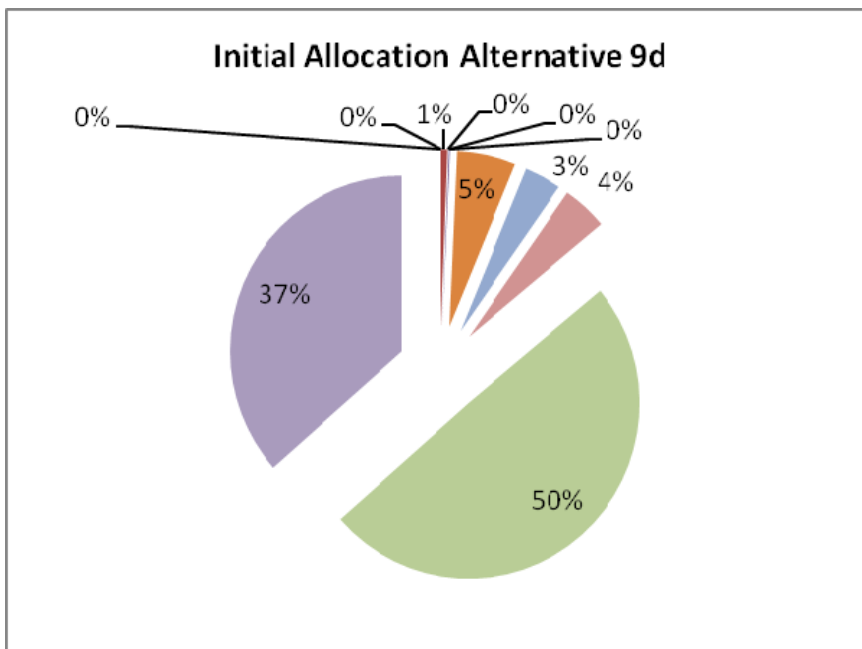
**Figure 4-60.** Action 2 (eligibility) Alternative 4, Action 3 (initial allocation) Alternative 9b



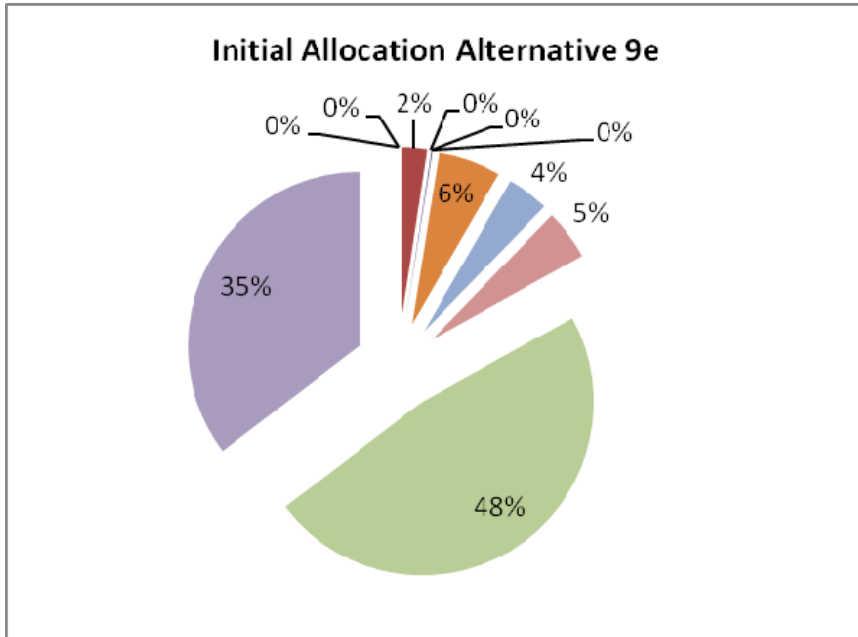
**Figure 4-61.** Action 2 (eligibility) Alternative 4, Action 3 (initial allocation) Alternative 9c



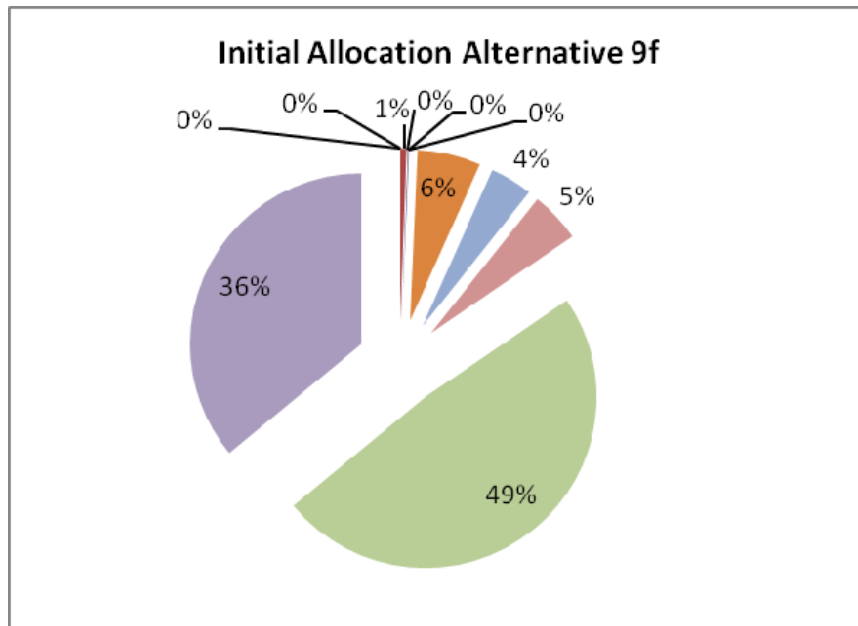
**Figure 4-62.** Action 2 (eligibility) Alternative 4, Action 3 (initial allocation) Alternative 9d



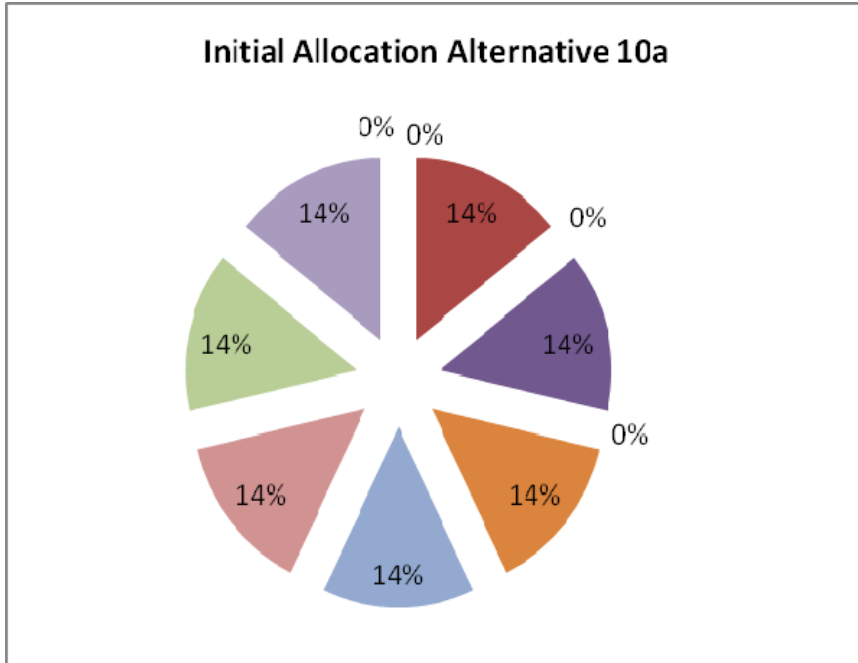
**Figure 4-63.** Action 2 (eligibility) Alternative 4, Action 3 (initial allocation) Alternative 9e



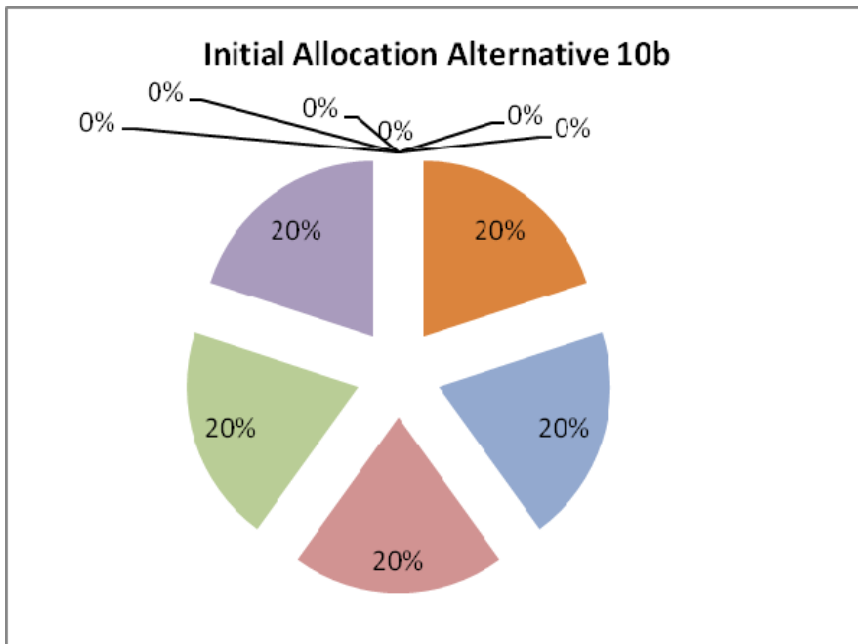
**Figure 4-64.** Action 2 (eligibility) Alternative 4, Action 3 (initial allocation) Alternative 9f



**Figure 4-65.** Action 2 (eligibility) Alternative 4, Action 3 (initial allocation) Alternative 10a

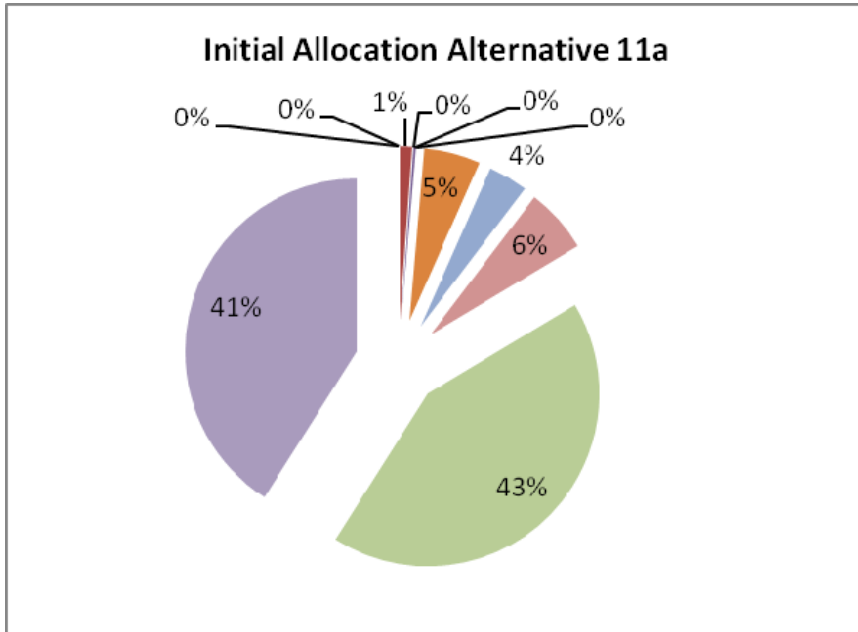


**Figure 4-66.** Action 2 (eligibility) Alternative 4, Action 3 (initial allocation) Alternative 10b

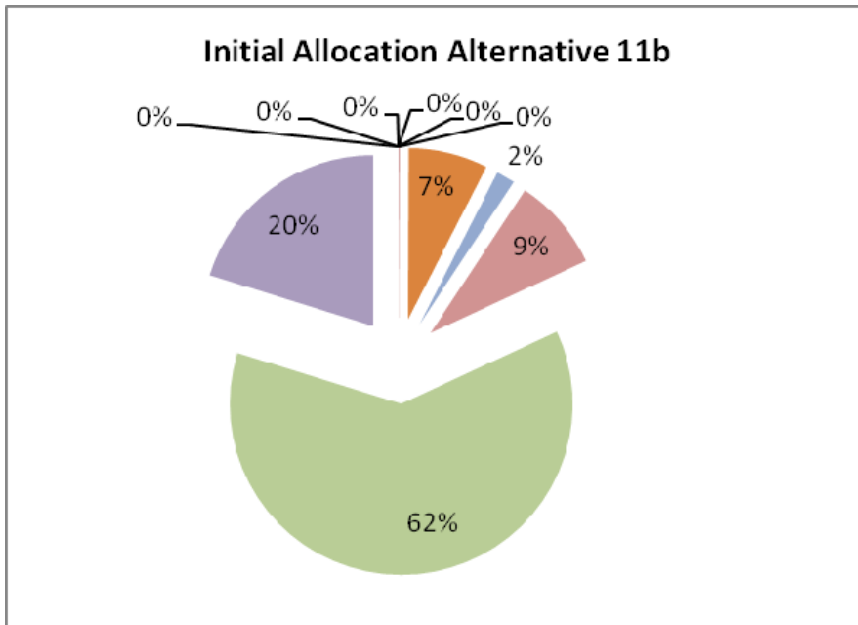




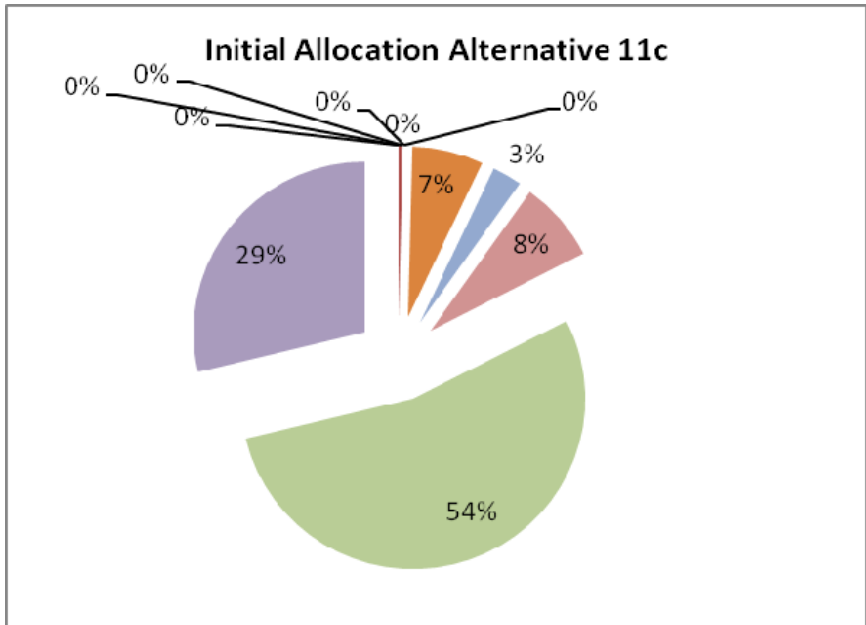
**Figure 4-67.** Action 2 (eligibility) Alternative 4, Action 3 (initial allocation) Alternative 11a



**Figure 4-68.** Action 2 (eligibility) Alternative 4, Action 3 (initial allocation) Alternative 11b



**Figure 4-69.** Action 2 (eligibility) Alternative 4, Action 3 (initial allocation) Alternative 11c



### 4.3.3 Social Effects

### 4.3.4 Administrative Effects

Alternative 1, no action would have the least impact on the administrative environment as it would not establish initial allocation based on catch history and would not lead to the establishment of a catch share program. The initial allocation schemes as described under Alternatives 2-11 and associated sub-alternatives would have similar administrative impacts associated with reviewing the catch history and determining who would qualify under the different alternatives.

#### 4.3.5 Conclusion

#### 4.4 Action 4: Establish eligibility for harvest

**Alternative 1. No Action.** Do not establish eligibility for harvest.

**Alternative 2.** Any person holding a current (as in paid fees) permit in any zone is eligible to participate in the golden crab catch share program. New entrants to the fishery must purchase annual pounds and purchase or lease a permit.

##### 4.4.1 Biological Impacts

##### 4.4.2 Economic Impacts

##### 4.4.3 Social Impacts

##### 4.4.4 Administrative Impacts

#### 4.5 Action 5. Establish criteria and structure of an appeals process

**Alternative 1. No Action.** Do not specify provisions for an appeals process.

**Alternative 2.** 1-2% of TAC will be set aside for the appeals process. If set aside is not used, it will be returned back to the overall quota pool and will be redistributed based on the original initial allocation to all shareholders. The NMFS Regional Administrator would administer the appeals process. The process will be conducted 90 days after initial allocation and before the bonus is distributed. There will be no hardship clause and the appeals process will rely upon trip tickets to establish additional landings.

**Alternative 3.** A special board composed of state directors/designees will review, evaluate, and make individual recommendations to RA on appeals. Filing of an appeal must be completed within 90 days of the effective date of the final regulations implementing the catch share program. Hardship arguments will not be considered.

##### 4.5.1 Biological Impacts

Establishing an appeals process for a catch share program is an administrative action. Therefore, it is not anticipated to directly or indirectly affect the physical, biological or ecological environments in a positive or negative way.

##### 4.5.2 Economic Impacts

The adoption of **Alternative 1**, the no action alternative, would not include the establishment of an appeals process in the catch share program. **Alternatives 2** and **3** consider the establishment of an appeals process. These alternatives, which specify the time frame within which appeals can be filed, only differ in the structure and composition of an appeals process.

**Alternative 2** serves to smooth the implementation of the catch share program by reducing any adverse effects of the appeals process on existing shareholders. At the same time, it also helps to ensure the golden crab quotas would not be exceeded the first year of the program in the event many appeals are settled in favor of fishermen. Setting aside a relatively small portion of the TAC for appeals purposes limits the likelihood of major share adjustments that would need to take place after initial allocation in an effort for fishermen to adjust their shares to current catches. Small reductions would be more acceptable than large reductions in share allocations during the first fishing season. Use of initial allocation methodologies that allocate shares to currently active fishermen will also help.

The establishment of an appeals process and the design of its structure have mainly equity effects. While equity considerations are important, they have less significance in the shaping the economic implications of a catch share system. Thus, neither the appeals process nor its structure is expected to have a noticeable effect on the benefits associated with the implementation of the catch share program. This is particularly true when an appeals process would only marginally affect the initial distribution of shares among eligible participants. Economic changes would only be evident if the number of successful appeals were large compared to the number of qualifying persons or vessels.

An appeals process provides the potential participants an avenue to set the record straight with respect to transfers of licenses and the associated landings history for each license. Since most of the landings histories are currently on record through logbook submissions, the aggregate amount of contentious landings involved in the appeals is expected to be relatively low. The administrative and public cost of an appeals process for the proposed catch share cannot be estimated but may be expected to rise with the number of appeals.

#### **4.5.3 Social Impacts**

**Alternative 1** would not allow fishermen to appeal any dispute they had over the catch share process. Although this alternative would be easier for the Council and the regional office, in that there would be no appeal process, it would not be beneficial to any of the fishermen who may have a dispute they feel needs to be resolved through an appeals process.

**Alternative 2**, would require much time of the RA and staff to resolve any potential disputes. However, it would allow fishermen who may have a dispute an avenue for an appeal. This alternative does not allow for any hardship arguments, which could be detrimental to fishermen who wanted to file an appeal based on hardship.

**Alternative 2** would reserve a total of 1-2 percent of the current commercial quota to be initially set-aside to resolve appeals. Any amount remaining in the set-aside after the appeals process has been terminated will be proportionately distributed back to shareholders. This will protect fishermen who are going through the appeals process so that if they win their appeal, then their share of the harvest will be restored. Also, **Alternative 2** would protect other fishermen with an shares in that if a person wins their appeal, shares would not need to

be taken from the rest of the shareholders in order to restore fishing rights to the person or entity who made the appeal.

With **Alternative 3**, a special board composed of state directors/designees will review, evaluate, and make individual recommendations to RA on appeals. This alternative will allow fishermen to appeal a decision and some fishermen may prefer that a group of people are making the decision on their appeal rather than just one person. This alternative does not allow for any hardship arguments, which could be detrimental to fishermen who wanted to file an appeal based on hardship.

#### **4.5.4 Administrative Impacts**

**Alternative 1** could cause administrative difficulties by failing to provide a formal process to use in resolving the complaints of those who challenge eligibility or initial allocation decisions. The appeals processes proposed in **Alternative 2**, and in **Alternative 3**, would be somewhat burdensome to administer; however, the burden would be reduced under **Alternative 2**, followed by **Alternative 3**. **Alternative 3** would require a special panel be appointed, which would require additional administrative time, costs, and effort. The set-aside proposed in **Alternative 2** would allow needed share adjustments resulting from the appeals process to occur more expeditiously.

### **4.6 Action 6. Establish criteria for transferability**

**Alternative 1. No Action.** Do not establish criteria for transferability

**Alternative 2.** Program allows for all or a portion of permanent (quota share) and temporary (annual pounds) sale of quota among all permit holders and those leasing a permit.

**Alternative 3.** Shares or annual pounds can be transferred to golden crab permit holders.

**Alternative 4.** Shares or annual pounds can only be transferred to golden crab permit holders during the first five years of the catch share program and all U.S. citizens and permanent resident aliens thereafter.

#### **4.6.1 Biological Impacts**

**Alternative 1** would not allow for transferability of golden crab catch share annual pounds and could result in decreased participation in the golden crab fishery if golden crab fishermen are unable to fish their annual pounds. Over time, decreased participation could result in a corresponding decrease in effort and landings of golden crab. Therefore, among **Alternatives 1-4**, no action **Alternative 1** could have the greatest biological benefit for the golden crab stock if it results in decreased landings of golden crab. However, based on recent data there does not appear to be a biological need to decrease landings of golden crab. Since

this action is administrative and does not establish immediate harvest objectives, it will not directly affect the protected species.

**Alternatives 2-4**, which would allow transferability of golden crab annual pounds, would not be expected to negatively impact the golden crab stock. The biological effects of **Alternatives 2-4** would likely be very similar as landings would be constrained by the ACL for the golden crab stock. Therefore, the effects of **Alternatives 2-4** may have more economic and administrative impacts than biological impacts.

#### **4.6.2 Economic Impacts**

In general, allowing for transferability of shares increases the efficiency of harvest operations and maximizes the harvest of golden crab, subject to ACL restrictions. Without an allowance for transferability of shares, two things can occur. First, if sale of annual pounds is allowed, shareholders would likely need to lease/sell annual pounds when their vessel needs maintenance or other issues arise that prevent them from being able to fish for a significant period of time. This can lead to large levels of leasing and an environment that is often referred to as “sharecropping” or allowing for “armchair” fishermen to benefit from share ownership. Second, if sale of annual pounds is not allowed and shareholders are not able to fish due to sickness, vessel mechanical problems, or other issues, the ACL will not be reached and maximum profits (subject to variability in weather conditions) will not be realized.

**Alternative 1** is not consistent with implementation of a catch share program. **Alternatives 2 and 3** may be the same since U.S. citizenship is a requirement for permit ownership. Both allow sale between permit holders which decreases the risk of speculation because it adds an additional cost to the ability to transfer shares. That is, it increases the likelihood that only fishermen will transfer shares. The ability to transfer shares allows for increase efficiency for harvesters to land amounts of golden crab equivalent to their operational capacity, increasing profitability for the fleet as a whole.

**Alternative 4** is the least restrictive of **Alternatives 2-4**. It allows any U.S. citizen to transfer shares after five years. This may result in speculation and drive up the price for golden crab shares. It also result in flexibility. Given the small number of permit holders, this increases the opportunities for fishermen to purchase shares if other fishermen are unwilling to sell shares to them. This could increase aggregate profits for the fishery. However, this could also decrease aggregate profits if it increases the cost of fishing through increase share price due to speculation.

#### **4.6.3 Social Impacts**

#### **4.6.4 Administrative Impacts**

Establishing a catch share program (Action 1) will have some level of administrative burden on the agency related to developing and administering the program as well as providing information to the fishing community on the program. Adding transferability (Action 6) to

the structure of the catch share program will increase the administrative burden, requiring the tracking of shares or annual pounds, once transferred. The least administratively burdensome alternative would be **Alternative 1 (no action)** which would not allow transferability.

**Alternatives 2-4** would allow some form of transferability between users. These alternatives are expected to have similar administrative impacts and most of this would be related to the development of an online platform to support the catch share program. An administrative burden will also be felt by fishermen through all of the alternatives, through the process of transferring the endorsements.

#### **4.7 Action 7. Define quota share ownership caps**

**Alternative 1. No Action.** Do not establish quota share ownership cap criteria

**Alternative 2.** Cap on ownership of quota share where the maximum percentage (quota share) initially allocated would serve as the ownership cap.

**Alternative 3.** A maximum of 25% of the quota can be owned as shares by any one entity

**Alternative 4.** A maximum of 35% of the quota can be owned as shares by any one entity

**Alternative 5.** A maximum of 45% of the quota can be owned as shares by any one entity

**Alternative 6.** A maximum of 55% of the quota can be owned as shares by any one entity

**Alternative 7.** A maximum of 65% of the quota can be owned as shares by any one entity

**Alternative 8.** A maximum of 75% of the quota can be owned as shares by any one entity

##### **4.7.1 Biological Impacts**

This action would not directly affect the biological environment. However, alternatives for this action could have indirect effects by influencing the total number of individuals holding catch shares.

A share cap could increase the amount of consolidation in the fishery. Ownership caps are designed to prevent monopolies from developing. The Magnuson-Stevens Act, in Section 303A(c)(5)(D), indicates LAPPs such as catch share programs must include provisions to prevent an individual or entity from holding an excess amount of shares. In other terms, a catch share program must set a cap on share ownership. The lower the cap is set, the more likely the current makeup of the participants by size of operation will be maintained and community structure will be supported. However, if the cap is too low, efficiency will be impaired. If the cap is set below the historical maximum share, those participants above the

cap are typically grandfathered in at their historical share. Sale of grandfathered shares has restrictions. Caps apply to shares owned individually and through corporations.

**Alternative 1** does not comply with the Magnuson-Stevens Act. National Standard 4 states that management measures should be “carried out in such a manner that no particular individual, corporation, or other entity acquires an excessive share” of fishing privileges. Without a share cap, accumulation of excessive shares could not be prevented, shares could become concentrated among only a few participants, and those participants could gain excessive market power. As a result, availability of golden crab could decrease and prices for consumers could increase. National Standard 8 requires management measures take into account sustained participation of fishing communities. If shares accumulate with only a few participants, the structure of the fishery and its relationship to communities will be disrupted. Conversely, consolidation of shares would increase the efficiency of the fishery, consistent with National Standard 5. Fewer vessels in the fishery would result in lower overall operational costs.

**Alternatives 2-8** would limit the amount of shares an individual or entity could own. This amount would include shares owned individually and through a corporation. A cap on share ownership would allow some consolidation while preventing accumulation of excessive shares.

#### **4.7.2 Economic Impacts**

**Table 4-3** shows the maximum shares allocated to a single permit under each alternative. There are, however, several permit holders that own more than one permit. In all cases, each permit holder only owns one vessel used for fishing for golden crab. However, one permit holder leases out another permit that is fished. Therefore, while Column 3 shows the maximum allocation to a single permit, Column 4 shows the maximum allocation to a permit holder if all of their permits were combined.

National Standard 4 prevents ownership of excessive shares of a fishery. Under the current fishery management, permit ownership and harvest of golden crabs by any single entity is not restricted. Under the catch share program, the Council needs to define “excessive shares”. Work by economists to provide guidance regarding the structure of LAP (catch share) programs indicate details regarding how councils could identify what an excessive share is for a particular fishery is included in a NMFS technical memo on design and use of limited access privilege programs (NMFS 2007). Guidance to councils state: “while details are provided in the appendix of the referenced document, in general, there are two ownership caps that Council can consider to prevent excessive shares. First, the Council can consider what is an excessive share based on amendment goals and objectives. In some fisheries, the goals indicate that restrictions should be placed the amount of fish any entity can harvest in order to maintain goals regarding equality and fairness. If the goals of the fishery stress efficiency, then restrictions can be minimized.”



The goals and objectives for the golden crab fishery, stated in the FMP, do not provide clear guidance to indicate how much any one entity can harvest. However, there may be social or other objectives that a Council may want to voice and add to the list of goals and objectives for the golden crab fishery.

Second, an excessive share can be defined as an amount that allows for any one entity to control the market for golden crabs. Historically, golden crab has been a substitute for snowy crab and Dungeness crab in crab markets. Since snowy and Dungeness crabs are harvested in fisheries with large number of participants, golden crab harvesters here cannot control the price for golden crab. In this way, golden crab harvesters are “price takers” in that they take the price offered based on the market for snowy crabs and Dungeness crabs. However, with implementation of the Recirculating Refrigerated Seawater System (RRSS) on some of the vessels, some harvesters have started selling golden crabs as a live product. It is possible that golden crab could be recognized as its own product in niche markets. The amount of golden crab ACL available is not likely to enable establishment of a market for gold crabs other than through niche markets. Therefore, while there is some possibility for golden crab to develop its own market if all harvesters implement the RRSS and sell live crabs, this has not yet occurred. In economic standards, none of the eligibility/initial allocation alternatives allow ownership of excessive shares. An actual number to identify what an excessive share is under this definition is theoretically quantifiable and an example is provided in the appendix of (NMFS 2007) However, the data required to make these calculations are rarely available for most fisheries and are not available for the golden crab fishery.

**Table 4-3.** Maximum shares allocated to a single permit under each alternative

Eligibility Alternatives	Initial Allocation Alternatives	Maximum Shares to a Single Permit	Maximum Shares to a Single Entity
2 - Restrict eligibility to current participants who have made landings of 1 pound or greater between 2001 and 2009	2	61.3%	84.8%
	3	44.6%	77.2%
	4	36.6%	69.2%
	5	32.6%	57.2%
	6	41.5%	61.9%
	7	67.5%	77.9%
	8a	32.8%	58.3%
	8b	34.7%	61.7%
	8c	38.7%	67.7%
	8d	39.8%	69.6%
	8e	36.3%	63.9%
	8f	37.8%	66.5%
	9a	39.3%	68.7%
	9b	40.3%	70.4%

	9c	42.3%	73.5%
	9d	42.8%	74.3%
	9e	41.2%	71.8%
	9f	41.9%	72.9%
	10a	12.5%	25.0%
	10b	20.0%	40.0%
	11a	33.5%	65.8%
	11b	61.8%	81.9%
	11c	52.2%	80.1%
3 - Restrict eligibility to current participants who have made landings of 1 pound or greater between 2005 and 2009	2	62.4%	86.4%
	3	51.5%	89.2%
	4	43.5%	81.2%
	5	37.6%	69.2%
	6	48.5%	68.9%
	7	52.5%	72.9%
	8a	38.1%	67.6%
	8b	40.7%	72.2%
	8c	44.7%	78.3%
	8d	46.2%	80.9%
	8e	42.1%	74.0%
	8f	44.1%	77.5%
	9a	45.5%	79.5%
	9b	46.8%	81.8%
	9c	48.9%	85.0%
	9d	49.5%	86.1%
	9e	47.7%	83.0%
	9f	48.6%	84.6%
	10a	14.3%	28.6%
	10b	20.0%	40.0%
	11a	42.6%	83.6%
	11b	61.8%	81.9%
	11c	53.7%	82.5%
4 - Restrict eligibility to valid commercial golden crab permit holders	2	62.4%	86.4%
	3	51.5%	89.2%
	4	43.5%	81.2%
	5	41.5%	79.2%
	6	48.5%	68.9%
	7	52.5%	72.9%
	8a	38.1%	67.6%
	8b	40.7%	72.2%
	8c	44.7%	78.3%

	8d	46.2%	80.9%
	8e	42.1%	74.0%
	8f	44.1%	77.5%
	9a	45.5%	79.5%
	9b	46.8%	81.8%
	9c	48.9%	85.0%
	9d	49.5%	86.1%
	9e	47.7%	83.0%
	9f	48.6%	84.6%
	10a	14.3%	28.6%
	10b	20.0%	40.0%
	11a	42.6%	83.6%
	11b	61.8%	81.9%
	11c	53.7%	82.5%

Under the first set of eligibility/initial allocation alternatives, 61.8% is the highest percentage of shares allocated to a single permit and 84.8% is the highest percentage of shares allocated to a single person. Under the second and third sets, 62.8% is the highest percentage of shares allocated to a single permit and a 89.2% to a single person.

**Alternative 1** does not support implementation of a catch share program. **Alternative 2** implement a share ownership cap equivalent to the maximum amounts detailed in the paragraph above (61.8% for a single permit and 87% for an individual under Eligibility Set 2 and 62.8% for a permit and an individual under Eligibility Sets 3 and 4). **Alternative 3** would place the cap at 55% which would result in some individuals needed to purchase additional shares following implementation. **Alternative 4** would place the cap at 65% and allow for some small increase in holdings for most people. **Alternative 5** would place the cap at 75% and allow for the largest amount of increase for individuals and entities. Any cap that would result in decreases compared to current harvest levels would result in profitability losses for the aggregate fishery and for those individuals.

Another option, not explored here, is to set a cap at some level for the future but grandfather in the current permits and person with higher current harvest levels. That is, the Council could choose an initial allocation methodology that allocates higher holdings than the chosen cap. In this way, the future vision of the fishery could be different from the current fishery harvest levels.

#### 4.7.3 Social Impacts

#### 4.7.4 Administrative Impacts

Greater consolidation would result in fewer individuals and a lower administrative burden as described in Action 1. **Alternative 1** would allow the greatest amount of consolidation but would not be in compliance with the Magnuson-Stevens Act. Of the action alternatives, **Alternative 5** would allow for the greatest amount of consolidation and would have the least administrative burden.

Establishing a catch share cap will be administratively burdensome. The online catch share system will have to be developed in such a way to track share transfers and enforce the cap(s) and will require a system to prevent transfers that would exceed the cap(s).

#### **4.8 Action 8. Define annual pounds ownership caps**

**Alternative 1. No Action.** Do not identify annual pound ownership caps

**Alternative 2.** Set the annual pounds cap equal to the corresponding share cap as defined in Action 10 times the annual quota. For any single fishing year, no person shall possess annual pounds in an amount that exceeds the annual pounds cap. Anyone receiving annual pounds in excess of the annual pounds ownership cap would not be able to purchase additional annual pounds. Anyone receiving annual pounds that were less than the annual pounds ownership cap could purchase additional annual pounds up to the amount of the annual pounds ownership cap.

**Alternative 3.** Set the annual pounds cap equal to:

**Sub-alternative 3a.** The share cap specified in Action 10 plus 1% times the annual quota.

**Sub-alternative 3b.** The share cap specified in Action 10 plus 5% times the annual quota.

**Sub-alternative 3c.** The share cap specified in Action 10 plus 10% times the annual quota.

For any single fishing year, no person shall possess annual pounds in an amount that exceeds the annual pounds cap.

##### **4.8.1 Biological Impacts**

This action would not directly affect the biological environment; however, alternatives for this action could have indirect effects.

A higher allocation cap would allow greater flexibility in the fishery. If a fisherman is below the allocation cap and exceeds his allocation on a trip, he can buy allocation from another participant before landing his catch, rather than discarding the excess crab. A less restrictive cap would be more likely to reduce the level of discards by increasing the likelihood allocation could be transferred.

Some fishermen may not fish their allocation in a particular year for social, economic, or legal reasons. If the allocation cap is low, the pool of potential buyers will be low. This may have a positive impact on the environment if allocation cannot be sold because directed catch, bycatch, and interactions between the gear and bottom habitat could be reduced.

#### 4.8.2 Economic Impacts

**Alternative 1** would not place any cap on ownership of annual pounds. **Alternative 2** would set an annual pounds cap equal to the share cap. **Alternative 3** would add additional percent allocation above the share cap of up to 1 percent, 5 percent, or 10 percent.

The lifespan of an annual pound is one year and any remainder would not be carried over the next fishing year. In a sense, buying and selling annual pounds has the general purpose of allowing short-term adjustments in fishing operations. Any management system that allows short-term adjustments to address operational issues that, say, may result in discards, or to take advantage of fish stock, market, or weather fluctuations may be deemed better than a system that does otherwise. There naturally are bounds to such adjustments, and in the case of a catch share system one such bound would be to prevent the emergence of a condition that would restrict most harvesting operations from making short-term adjustments.

Among the alternatives, **Alternative 1** would afford the best scenario for allowing short-term adjustments in fishing operations, followed by **Alternative 3**, and lastly by **Alternative 2**.

It is possible that some entities would enter into long-term arrangements with other entities to buy up their annual pounds each year, and this would somehow circumvent the share cap provision. If such arrangements result in highly restricted flow of shares for efficiency purposes, then some form of cap may be necessitated from an economic efficiency standpoint. However, it would seem that the cap imposed under **Alternative 2 or 3** would be too limiting for some entities to make within season adjustments of their fishing operations. A mitigating factor with respect to **Alternative 2** is the provision for higher percent caps. But unless a relatively high cap is chosen for share ownership, **Alternative 2** would be just as restrictive as **Alternative 3** with respect to allowing short-term adjustments in fishing operations.

#### 4.8.3 Social Impacts

**Alternative 1** would not constrain the amount of annual pounds that can be owned by a participant in the golden crab catch share program each year. This would allow people to have as much annual pounds as they could get which may concentrate the pounds to just a few people within a given year. This would have a negative impact on others who meet the qualifications to own shares but could not buy up any allocation from others.

**Alternative 2** would set the annual pounds cap equal to the total share cap as defined in Action 10. This alternative would allow fishermen to trade or buy shares from others which would help them land more fish if needed within the limitations of the share cap. This alternative would cap how much annual pounds a fishermen could buy from others and reduce the problem of a few entities controlling the majority of the harvest. This alternative

would prevent the need for discarding crabs if shares can be bought or traded and would allow fishermen to land what they catch, as long as it is under the cap.

**Alternative 3** would also allow fishermen to buy and trade shares if needed. This alternative allows annual pounds up to the share amount plus different options for one to ten percent more. The higher the percentage, the more a fisherman can adjust his catch, which would be beneficial so they don't have to discard crab if they exceed their quota but can buy allocations.

#### **4.8.4 Administrative Impacts**

Capping the amount of annual pounds owned would increase the administrative burden of implementing the program. Tracking allocation transfers and enforcing the cap will require a system to prevent transfers that would exceed the cap. The determination of holdings could be complicated if individuals own multiple permits or are part of multiple corporations that participate in the catch share program. **Alternative 2** would have less impact on the administrative environment than **Alternative 3** because the allocation cap would be the same as the share cap and would not need to be calculated separately. However, a less restrictive cap could result in more transactions to be tracked by NMFS. It is expected that an online catch share system will be developed that will be programmed to incorporate the annual pound caps.

#### **4.9 Action 9. Use it or lose it policy**

**Alternative 1. No Action.** Do not specify a minimum landings requirement for retaining shares.

**Alternative 2.** Permit owner or person leasing a permit must have used at least 10% of an individual's quota share for one year (fished, quota share sale, or sale of annual lbs) on a cumulative basis during a two year period using a running average.

**Alternative 3.** Shares that remain inactive for 3 years will be revoked and redistributed proportionately among the remaining shareholders. "Inactive" is defined as using less than 30% of an individual's allotted shares over a 3-year moving average period.

**Alternative 4.** Shares that remain inactive for 3 years will be revoked and redistributed proportionately among the remaining shareholders. "Inactive" is defined as less than 50% of the allotted shares over a 3-year moving average period.

#### 4.9.1 Biological Impacts

An catch share program would directly benefit the physical environment by reducing capacity and consolidating overcapacity. Less effort would result in less habitat-gear interactions, unless there is a shift in usage/effort to gears that may have greater negative impacts on the physical environment. **Alternative 1** would provide the greatest benefit to the biological environment, because participants would not be required to fish or lease their shares in order to retain them. If fishermen choose not to fish, then habitat-gear interactions would be reduced. **Alternative 3** would result in the least benefits to the biological environment of any of the action alternatives, because it would require participants to harvest on average 50 percent or more of their allotted shares over a three year period in order to retain them. The effects of **Alternative 2** would be intermediate to those of **Alternative 1** and **3**. The less fishermen are required to fish in order to retain shares, the greater the benefit to the marine environment.

#### 4.9.2 Economic Impacts

Concerns associated with persons buying catch shares for the sole purpose of not using them are often cited as a reason to consider the “use it or lose it” provision. Economically, it would not make sense for fishermen to hold shares and not use them. At a minimum they would forgo the revenue associated with selling their shares. If they were efficient harvesters, the value of the shares they would forgo would be even greater. Because traditional harvesters of golden crab would be inclined to harvest their shares, the discussions associated with this provision usually focus on non-consumptive users buying shares.

Allowing persons to hold shares and not fish them would reduce net benefits to the Nation in the short run, but may benefit the golden crab stocks by reducing total removals. Short-term net benefits to the Nation would be reduced because the total amount of golden crab being produced would decrease, but the decrease in supply is not expected to have a significant impact on price.

The price flexibility associated with the amount of golden crab without a use it or lose it provision cannot be estimated with certainty. Price flexibility is estimated for a specific point on a demand curve. Determining the price flexibility associated with the use it or lose it provision would require estimating a demand curve for golden crab and making assumptions about the amount of quota that would not be fished. Both of those tasks are beyond the scope of this analysis.

Allowing people to buy shares and hold them would likely increase share prices. Fishermen would need to bid against persons who are not buying shares to make a profit, but are basing their share value on keeping golden crab in the ocean. If the value they place on the share were more than the value fishermen can derive from holding the quota, then the price of shares would be higher. The person selling the share would benefit from the higher price. Fishermen wishing to buy shares could be priced out of the market, if there is sufficient

demand from other buyers. This is not a likely scenario, especially if constraints are placed on who may purchase shares.

**Alternative 1** would allow people to hold shares but not use them. The amount of shares that would go unused is expected to be small, unless the cost of harvesting is greater than the revenue received from the catch. Fishermen can either fish the shares themselves or transfer shares to another fisherman to generate revenue. Even when a shareholder is facing some type of physical or mechanical hardship, they would still be allowed to transfer shares to generate revenue. These provisions make it likely that the vast majority of the quota would be harvested if economic incentives exist to do so. However, we assume fishermen would operate to maximize profits. If the golden crab stock decreases to a level that makes harvesting too costly, fishermen would be expected to leave shares unused. Regulations that would require harvesters to catch their allocation would result in a long-term disruption in the efficient functioning of the market as stocks recover or demand increases. This would result in decreases in producer surplus.

It is not possible to predict if people would purchase shares for some other non-consumptive use. However, if the amount of shares that are purchased and not used is beyond what the Council feels is acceptable, they have the authority to revise the program at a later date to implement a use it or lose it provision.

**Alternative 2** could result in more of the golden crab quota being harvested on an annual basis, when compared to **Alternative 1**. Shareholders would be required to harvest at least 10 percent of their annual allocation each year, based on a cumulative two year period, with exceptions to the rule in cases of death or disability, or have their quota ownership privileges revoked. Based on the definition of “inactive shares”, it is assumed all of a person’s shares would be revoked if they did not fish at a level considered as “active”. It would not apply to just the portion of a person’s shares that were not fished. It is also assumed shares would be revoked the year it is calculated the owner could not reach the level of being considered active. So, if a person does not fish at least 10% of their shares in the first year, all shares could be revoked in the second year.

Implementing this rule would require buyers of shares to make certain the shares they are buying would not be subject to being revoked after they are purchased. It is possible a person could buy shares and lose them the next year because of this rule. This possibility makes it imperative buyers know the status of share certificates. Tracking the status of share certificates would be done by NMFS. They would then provide buyers with the status of share certificate before share certificates were transferred. Tracking this additional information would be expected to increase the monitoring cost of the program.

This alternative would not prevent individuals from buying shares for the purpose of not harvesting the shares. It would only force the shareowners to fish their 10% of their shares each year. Shareholders could meet these harvest requirements by transferring their shares to another fisherman and never actually have to fish themselves. Therefore, the provision may not be totally effective in limiting shareholders to persons wanting to harvest the available resource.



Redistributing inactive shares could benefit members of the fleet that remain active. However, a minimal number of shares are expected to be redistributed among the fleet because of this option. Fishermen that hold share certificates would be expected to sell them before they would allow them to be revoked. Economically, it would not make sense to allow shares to be revoked when they can be sold for approximately the discounted value of future net revenues. Even persons that may buy shares for the purpose of keeping them from being fished would understand the rules for retaining the share certificates. If they did purchase the shares, they would likely devise a strategy that would allow them to be retained. Therefore, it is anticipated few share certificates would be redistributed among the fleet and the economic impacts of the action are expected be minimal.

**Alternative 3 and Alternative 4** would have similar impacts. The only difference between the alternatives is the required percent of share usage changes from 30-50 percent under **Alternative 3** and **Alternative 4**. Thus, **Alternative 4** would be more restrictive than **Alternative 3**. For example, **Alternative 2** would allow the shareholder to fish at least 1 out of 2 years, with one year's harvest being no less than 90 percent of his share, while **Alternative 3** and **Alternative 4** would require the shareholder to fish at least 2 out of 3 years with the harvest being no less than 70 percent and 50 percent of their share, respectively.

### 4.9.3 Social Impacts

**Alternative 1** would not specify a minimum landings requirement for retaining shares. **Alternative 1** would protect shareholders who did not harvest with in any given time frame in that they could choose to harvest or not harvest their share each year. This would protect shareholders if they had problems with equipment, labor, their health, or for other reasons did not harvest their quota over a certain time frame, but still wanted to retain their shares. It would be a benefit to the stock recovery if some shares were not fully harvested each year.

With **Alternative 2**, shares that remain inactive for two years will be revoked and redistributed proportionately among the remaining shareholders. "Inactive" is defined as less than 10 percent of the annual average utilization of allotted catch shares based on a cumulative two year period, except in case of death or disability.

**Alternative 2** would be a benefit to the shareholders who are active in the fishery and would receive additional shares. This would be a detriment to fishermen who had been inactive due to problems with equipment, labor, their health, or for other reasons. This would require monitoring on the part of the Council in order to determine who has been inactive or not active at the designated level.

**Alternative 3 and Alternative 4** would stipulate that shares that remain inactive for three years will be revoked and redistributed proportionately among the remaining shareholders.

“Inactive” is defined as less than 30 percent (**Alternative 3**) and 50 percent (**Alternative 4**) of the annual average utilization of allotted shares over a three-year moving average period, except in case of death or disability.

**Alternative 3** and **Alternative 4** would be a benefit to the shareholders who are active in the fishery and would receive additional shares. This would be a detriment to fishermen who had not harvested at the designated level due to problems with equipment, labor, their health (with the exception of disability), or for other reasons. This would require monitoring on the part of NMFS in order to determine who has been inactive or not active at the designated level for three years.

#### 4.9.4 Administrative Impacts

**Alternative 1** would not directly affect the administrative environment. Shares could remain unused and managers would not have to track share usage. The administrative environment could be indirectly affected by a loss in cost recovery fees resulting from unused shares. **Alternatives 2-4** would require administrative tracking of the “expiration date” of unused quota shares, and the average percentage of quota caught for each shareholder. This requirement could directly affect the administrative environment by requiring significant administrative monitoring effort. The differences in the administrative burden between **Alternatives 2-4** are small. Since monitoring of landings would be based on a moving average for all alternatives, administrators will carry out the same tasks for each alternative. The only difference between the two alternatives is that managers may have to revoke shares from more participants under **Alternative 4** than **Alternative 2**, because **Alternative 4** has a higher use requirement. All alternatives would require administrative action to revoke unused quota shares. Losses in cost recovery fees would potentially be greater under **Alternative 2** than **Alternative 4**, because participants would be able to harvest less fish to retain their allotted shares. However, the likelihood shares would remain unused is low given their economic value, and given that expired quota shares would be allocated to someone else, negating any conservation value from “retired” shares.

#### 4.10 Action 10. Cost recovery plan

**Alternative 1. No Action.** Do not implement a cost recovery plan.

**Alternative 2.** Implement a cost recovery plan. All cost recovery fees shall be the responsibility of the recognized shareholder. The cost recovery plan will have the following conditions:

**Sub-alternative 2a.** Cost recovery fees will be calculated at the time of sale of crabs to the registered dealer.

**Option a:** Cost recovery fees will be based on the actual ex-vessel value of the landings.

**Option b:** Cost recovery fees will be based on the standard ex-vessel price of the landings as calculated by NMFS.

**Sub-alternative 2b.** The fee collection and submission shall be the responsibility of the shareholder or dealer.

**Option a:** The fee collection shall be the responsibility of the shareholder.

**Option b:** The fee collection shall be the responsibility of the dealer.

**Sub-alternative 2c.** The collected fees would be submitted to NMFS quarterly or monthly.

**Option a:** The collected fees would be submitted to NMFS quarterly.

**Option b:** The collected fees would be submitted to NMFS monthly.

Note: Collected fees shall not exceed 3% of the ex-vessel value of golden crab harvested (MSA Sec 304(d)(2)(B)).

#### **4.10.1 Biological Impacts**

Establishing a cost recovery program for a catch share program is an administrative action, which is not expected to affect the program's potential to provide the environmental benefits. None of the cost recovery alternatives are expected to directly or indirectly affect the biological environment.

#### **4.10.2 Economic Impacts**

**Alternative 1** is inconsistent with direction provided through the Magnuson-Stevens Act. The Magnuson-Stevens Act mandates recovery of actual costs directly related to the enforcement and management of new catch share programs, through a cost recovery fee of up to three percent of the ex-vessel value of fish harvested under the program. If this option were implemented it would not change the producer surplus or net benefits to the Nation.

While **Alternative 1** is inconsistent with the Magnuson-Stevens Act, it is theoretically preferable to the other alternatives if the objective of the program is to achieve maximum economic yield and a socially optimum stock size. Imposing a fee would distort the net benefits and economic impacts of the program and could impact stock size in the long run.

**Alternative 2, associated sub-alternatives and options** would implement a cost recovery plan, with the cost recovery fee being the responsibility of the shareholder. This cost recovery plan also specifies the calculation of the ex-vessel value as basis for the fee (either as actual or standard ex-vessel value), the fee collection and submission responsibility (either by the shareholder or the dealer), and the timing of fee submission to NMFS (either quarterly or monthly).

Cost recovery fees would be based on either the actual ex-vessel price paid to the harvester or a "standard" ex-vessel price calculated by NMFS. Standard prices would be set by specific geographic area based on what NMFS determines to be appropriate. These prices would be set to reflect changes in prices received in various ports. If prices are not adjusted by area,

and there is variation in the ex-vessel price by port, some harvesters would underpay their actual fee while others would overpay.

If prices are based on the actual ex-vessel payment from the process, NMFS would need to verify prices that seem too low relative to what other harvesters are paid in the area. Reporting lower prices than were actually received would reduce the cost recovery fee that is paid. Those reports should help verify the actual prices paid to fishermen, and reduce concerns over using accurate prices for determining the fee. Although not necessarily a problem in the short term, the issue of transfer pricing within a vertically integrated firm could eventually arise and could create problems in determining actual ex-vessel value for calculating the fees. Transfer pricing is a common technique used by vertically integrated firms, whereby cost is assigned to the least profitable operation in order to minimize the payment of fees or taxes. Regardless of the method of calculating ex-vessel values, the resulting fee, being the responsibility of the shareholder, would reduce the shareholder's producer surplus.

Whether the fee collection and submission to NMFS is the responsibility of the shareholder or the dealer and whether the frequency of fee collection and submission is quarterly or monthly, such activity would result in additional bookkeeping and reporting costs. A monthly submission may be expected to result in higher bookkeeping and reporting costs. The amount of those costs would reduce producer surplus for the entities that incur them.

Whether the dealers or the harvesters are required to send the check, the money is expected to come from the harvesters. Dealers would likely hold back the required fee from the payment they make to the harvesters. That money would then be placed in an account and earmarked to pay the fee. Alternatively, NMFS could bill the harvester directly. Either way the cost recovery fee is actually paid by the harvester and would reduce their producer surplus.

Since dealers/processors incur monetary and non-monetary costs in the cost recovery program, they have the incentive to pass on the cost forward to the next market level (retailers/consumers, for example) or backward to the harvesters. If passed onto the harvesters, dealers may quote lower prices for harvesters or may charge additional "service" fees. Lower prices may in turn result in lower recovery fees. Certainly, there are dealers who have more leverage than others in passing the cost back to harvesters.

### **4.10.3 Social Impacts**

Under **Alternative 1**, no cost recovery plan will be implemented. This alternative would benefit the shareholders in that they would not be required to pay for and maintain the paperwork for any type of cost recovery plan. The implementation and maintenance of this program will be expensive and it is important for NMFS to recover some of the costs, so this would not be a good alternative for NMFS.

**Alternative 2** would implement a cost recovery program. **Sub-alternatives 2a -2c**, and associated **options** provide some flexibility on how the program could be designed. Any of the options for cost recovery could be burdensome for the shareholders and/or the dealers and processors due to the time and cost involved in complying with the regulation.

For **Sub-alternative 2c and associated options**, the shareholders would be required to turn over their share of the cost recovery to NMFS at a stated time interval. This may be a problem for some fishermen who have poor accounting skills and cash flow problems.

Options that require that the dealers collect the fees will be time consuming for the dealers (**Sub-alternative 2b, Option b**). On the other hand, the implementation and maintenance of this program will be expensive and it is important for NMFS to recover some of the costs. It may be easier for NMFS to track and collect funds from the dealers because most of them would be in a fixed location, whereas the fishermen move around and are out to sea at certain times.

#### **4.10.4 Administrative Impacts**

The administrative effects of implementing a cost recovery plan are expected to be minimal, in part, because the plan would at least partially pay for itself. **Alternative 1** would require NMFS assume all costs of administering the proposed catch share program. **Alternative 2** would require NMFS account for cost recovery fee transactions. **Sub-Alternative 2a, Option b**, which requires NMFS calculate the standard ex-vessel price of golden crab, would be more burdensome than **Option a**, which would base fees on the actual ex-vessel value of golden crab landings. Because the standard ex-vessel price is based on an average ex-vessel value from the previous year, it is impossible to predict whether the cost recovery fee would be higher or lower if based on the standard ex-vessel price versus the actual ex-vessel value.

Regardless, NMFS may adjust the fee percentage in the event that recovered fees exceed the management and enforcement costs in the fishery.

**Sub-Alternative 2c, Option b** which requires payments be processed monthly, would require more administrative effort than **Option a**, which allows payments be processed quarterly.

#### **4.11 Action 11. Establish boat length limit rule**

**Alternative 1. No Action.** Retain boat length limit rule

**Alternative 2.** Eliminate boat length limit rule in the middle and southern Zones.

#### 4.11.1 Biological Impacts

#### 4.11.2 Economic Impacts

#### 4.11.3 Social Impacts

#### 4.11.4 Administrative Impacts

### 4.12 Action 12. Address quota share allocation among golden crab fishing zones

**Alternative 1. No Action.** Participants can use quota in any of the three golden crab fishing zones.

**Alternative 2.** Participants can use quota in any zone for which they possess a permit.

**Alternative 3.** Eliminate box in southern zone originally established to protect against very large vessels.

#### 4.12.1 Biological Impacts

#### 4.12.2 Economic Impacts

#### 4.12.3 Social Impacts

#### 4.12.4 Administrative Impacts

### 4.13 Action 13. Establish criteria for permit stacking

**Alternative 1. No Action.** Do not allow stacking of permits

**Alternative 2.** Allow for stacking of up to three permits on one vessel so that any zones for which the vessel has a permit can be fished in one trip.

#### 4.13.1 Biological Impacts

This action is primarily administrative and so would not have any direct effects on the biological environment. **Alternative 1**, no action, would not affect the fishery as it is currently prosecuted; therefore, this alternative should have no effect on the physical environment. **Alternative 2** would allow vessels to fish multiple zones in one trip. It is not expected that this alternative would cause impacts to the biological environment.

#### 4.13.2 Economic Impacts

### 4.13.3 Social Impacts

### 4.13.4 Administrative Impacts

This action is primarily an administrative in nature. **Alternative 1**, no action, would not increase or decrease the administrative burden managing the golden crab fishery. **Alternative 2** would initially adversely affect the administrative environment because permit histories would need to be combined as some permit holders request their permits to be stacked. However, this should provide a long-term benefit to the administrative environment because the number of permits would decrease. This would reduce administrative efforts needed for permit renewal and communicating with fishermen through Fishery Bulletins.

## 4.14 Action 14. Monitoring and enforcement

**Alternative 1. No Action.** Do not require additional monitoring and enforcement.

**Alternative 2.** Phase in additional monitoring as necessary based on the economic capacity of the fishery. Explore real-time reporting via electronic monitoring (recording trip ticket and logbook data on a website upon landing).

Note: There may be a discrepancy between logbook landings and trip ticket if, during shipping, there is shrinkage (5-10%) and any such comparison between logbooks and trip tickets would need to account for this. This could happen given that there could be a time difference of 5-7 days between when a crab is caught and when it is sold due to the length of the trip.

**Alternative 3.** Require all fishing vessels engaged in the golden crab catch share program to be equipped with VMS. The purchase, installation, and maintenance of VMS equipment must conform to the protocol established by NMFS in the Federal Register.

**Sub-alternative 3a.** The purchase, installation, and maintenance of the VMS equipment and communications costs will be paid for or arranged by the shareholder.

**Sub-alternative 3b.** The purchase, installation, and maintenance of the VMS equipment and communications costs will be paid for or arranged by NMFS.

**Sub-alternative 3c.** The purchase, installation, and maintenance of the VMS equipment and communications costs will be paid for jointly by the shareholder and NMFS.

**Sub-alternative 3d.** The purchase, installation, and maintenance of the VMS equipment will be paid for by NMFS. Communications costs will be paid for or arranged by the shareholder.

**Alternative 4.** Implement hail-in requirement (at least 3 hrs ahead of time whereby a message could be left or texted in excess of 3 hours) when landing with location and time or other information deemed necessary by enforcement.

**4.14.1 Biological Impacts**

**4.14.2 Economic Impacts**

**4.14.3 Social Impacts**

**4.14.4 Administrative Impacts**

**4.15 Action 15. Establish criteria for new entrants program**

**Alternative 1. No Action.** Do not create provisions that assist new entrants in entering the fishery.

**Alternative 2.** Set aside some amount of annual pounds for new entrants when quota is: (i) released as a part of a violation, (ii) lost quota (use it or lose it provision); and (iii) when the TAC exceeds 3 million pounds.

**Alternative 3.** Set aside 2% of the golden crab TAC each year to be auctioned off to permit holders that do not possess shares.

**Alternative 4.** Set aside 5% of the golden crab TAC each year to be auctioned off to permit holders that do not possess shares.

**Alternative 5.** Set aside 10% of the golden crab TAC each year to be auctioned off to permit holders that do not possess shares.

**4.15.1 Biological Impacts**

**4.15.2 Economic Impacts**

**4.15.3  
Social Impacts**

S

**4.15.4  
Administrative Impacts**

A

**4.16 Action 16. Establish provisions for banking and borrowing**

**Alternative 1. No Action.** Do not create provisions for banking and borrowing as part of the golden crab catch share program.

**Alternative 2.** Establish a 20,000 lbs borrowing allowance each year.



#### **4.16.1 Biological Impacts**

#### **4.16.2 Economic Impacts**

#### **4.16.3 Social Impacts**

#### **4.16.4 Administrative Impacts**

### **4.17 Action 17. Collection of royalties from resource use**

**Alternative 1. No Action.** Do not collect royalties from shareholders for use of the golden crab fishery

**Alternative 2.** Hold an annual auction of portions of the TAC to fishermen with a golden crab permit. Place funds collected through the auction into an account where the funds help pay for golden crab fishery management.

**Alternative 3.** Redefine golden crab shares so that they expire every 5 years with a start date upon implementation of this amendment. The Council will determine if the share owner is re-issued the shares for another 5 years after the time has expired. An auction will be used to determine the next owner. Auction participants must own a golden crab permit. Place funds collected through the auction into an account where the funds help pay for golden crab fishery management.

**Alternative 4.** Redefine golden crab shares so that they expire every 10 years with a start date upon implementation of this amendment. The Council will determine if the share owner is re-issued the shares for another 10 years after the time has expired. An auction will be used to determine the next owner. Auction participants must own a golden crab permit. Place funds collected through the auction into an account where the funds help pay for golden crab fishery management.

**Alternative 5.** Assess a tax on shareholders equal to an estimation of “super profits” (profits that exceed “normal profit”) made in the fishery.

#### **4.17.1 Biological Impacts**

#### **4.17.2 Economic Impacts**

#### **4.17.3 Social Impacts**

#### **4.17.4 Administrative Impacts**

#### **4.18 Action 18. Annual pounds overage**

**Alternative 1. No Action.** Do not allow fishermen to exceed their annual pounds.

**Alternative 2.** A person on board a vessel with the shareholder's only remaining golden crab allocation may exceed, by up to 5%, the shareholder's annual pounds remaining on the last fishing trip of the year.

**Alternative 3.** A person on board a vessel with the shareholder's only remaining golden crab allocation may exceed, by up to 10%, the shareholder's annual pounds remaining on the last fishing trip of the year.

##### **4.18.1 Biological Impacts**

##### **4.18.2 Economic Impacts**

##### **4.18.3 Social Impacts**

##### **4.18.4 Administrative Impacts**

#### **4.19 Action 19. Approved landing sites**

**Alternative 1. No Action.** Do not establish approved landing sites for the golden crab catch share program.

**Alternative 2.** Establish approved landing sites for the golden crab catch share program. All participants must land at one of these sites to participate in the program.

**Sub-alternative 2a.** Approved landing sites will be selected by fishermen but must be approved by NMFS Office of Law Enforcement (OLE) prior to use.

**Sub-alternative 2b.** Approved landings sites will be selected by the Council and NMFS, based on industry recommendations and resource availability.

##### **4.19.1 Biological Impacts**

Establishing approved landing sites is an administrative action. Therefore, is not expected to directly or indirectly affect the physical, biological or ecological environments in a positive or negative way.

##### **4.19.2 Economic Impacts**

**Alternative 1** would not require certification of landing sites, and thus this alternative would not result in any additional cost. Were it to become the case that many landing sites are either not readily identified or inaccessible to law enforcement officers, the likelihood of not properly monitoring the catch share system would increase. This could eventually be disruptive to the proper functioning of the system, which in turn could reduce the economic benefits from the program.

**Alternative 2** and associated sub-alternatives would establish landing sites for all catch share programs in the commercial golden crab fishery. The cost for certifying a landing site is reportedly minimal for both the fishing participants and fishery managers, including enforcement personnel. If such were the case, whatever benefits gained from properly enforcing landing/offloading rules would enhance the benefits from the catch share system. One possible negative feature of this option is that fishermen may have to incur more travel and other costs if they are compelled to land their fish in other places far removed from their usual landing sites. Naturally, this would happen only if their usual landing sites could not be approved and this would be minimized under **Sub-alternative 2a**.

#### **4.19.3 Social Impacts**

**Alternative 1** would not establish approved landing sites for the catch share program for the golden crab fishery. This alternative would not impact the fishermen or fishing communities because fishermen could continue to land golden crab where they want.

With **Alternative 2**, fishermen in the catch share program would be required to land their catch at established approved landing sites. All participants must land at one of these sites to participate in the program. This would restrict fishermen to locations with approved landings. Sometimes due to changes in weather, fishing opportunities, or other reasons, fishermen change locations where they land their catches. By requiring that any fish caught under the catch share program be landed at an approved location, fishermen may have to travel to approved areas in unsafe weather or use more fuel to get to that location. Also, if a landing site experiences difficulties and closes, then fishermen may have to travel further than they had been to reach a new location that is approved to land their catch.

**Sub-alternative a** would allow the fishermen to choose the landing sites, but the sites must be approved by NMFS Office of Law Enforcement. This option does give the fishermen choice over where to land their catch, but due to the requirement that it be approved beforehand by NMFS, it does not give them options for choosing another place that may not be approved if needed due to changes in weather, equipment problems, location of where they harvested, etc. If a landing site experiences difficulties and closes, then fishermen may have to travel further than they had been to reach a new location that is approved to land their catch.

Under **Sub-alternative b**, the approved landing sites will be selected by the Council and NMFS, based on industry recommendations and resource availability. This will not give fishermen as much control over where they land their catch as they would have if they could choose the site to land their catch. This alternative does not give them options for choosing another place that may not be approved if needed due to changes in weather, equipment problems, location of where they harvested, etc. If locations in communities that traditionally landed golden crab are not listed as an approved landing place, then there may be a loss of jobs in the processing sector.

#### 4.19.4 Administrative Impacts

**Alternative 1** would be the least burdensome on the administrative environment because approved landing sites would not be established. Establishing approved landings is expected to be more burdensome on the administrative environment than status quo because NMFS Office of Law Enforcement has to approve sites, which includes visiting sites to ensure addresses are valid. Additionally, approved landings sites will have to be tracked and updated as needed and VMS landing notification forms would need to be updated if approved sites change.

#### 4.20 Action 20. Adjustments in Annual Allocations of Commercial TAC

**Alternative 1. No Action.** Do not allow for adjustments in annual allocation of commercial TAC.

**Alternative 2.** Annually allocate adjustments in the commercial quota proportionately among eligible shareholders (e.g., those eligible at the time of the adjustment) based on the percentage of the commercial quota each holds at the time of the adjustment.

**Alternative 3.** Allocate adjustments in the commercial quota through an auction system. All golden crab shareholders are allowed to place bids.

##### 4.20.1 Biological Impacts

Establishing a plan for how quota adjustments would be allocated is largely a socioeconomic and administrative action, which would not directly affect the physical or biological/ecological environments. However, such a plan could indirectly affect the golden crab and their habitat by influencing the rate and degree of consolidation that occurs under the catch share program.

**Alternative 1** would not specify a predefined strategy for distributing commercial quota adjustments among shareholders. Consequently, the effects of this alternative would need to be evaluated on a case-specific basis when the Council proposed a distribution strategy related to a specific adjustment. The strategy proposed in **Alternative 2** would benefit the biological environment because it would not affect the relative contribution of fishery participants in harvesting the commercial quota, and the contribution of more efficient operations is expected to be greater under a catch share program. Efficient fishermen generally spend less time pursuing the same amount of fish compared to less efficient fishermen. This would likely minimize fishing interactions with bottom habitat.

**Alternative 3** would require NMFS to auction allocation under cases where TAC is increased or decreased. If this allocation is purchased by the more efficient fishermen, then the effects of this alternative would be similar to **Alternative 2**. However, if allocation is purchased by less efficient fishermen, then the effects on the biological environment would be greater than **Alternative 2**.

#### 4.20.2 Economic Impacts

Quota adjustments need to be allocated among eligible participants. In the present case, current shareholders at the time quota adjustments are made may be considered to comprise the universe of eligible participants. At least three issues need to be recognized in devising an allocation system when quotas are adjusted. There is, first, the issue of the system's effect on the functioning of the catch share program. Second is the issue of efficiency or inefficiency introduced by the allocation system. Third, is the issue of equity whether quotas are adjusted up or down. These issues would serve as the bases for the discussions below.

Quota adjustments can potentially create uncertainties into the planning process of a fishing operation. While this is more likely with downward quota adjustments, there are situations where upward adjustments could introduce uncertainties into the business planning process. For example, some fishing operations may have already entered into some legally/socially binding arrangements with shareholders to use up all of the latter's allocations. An increase in allocations could then potentially place them well over their harvesting capacity. They may then have to sell some of their allocation holdings at lower prices they bought the allocations for. At any rate, any potential complications brought about by quota adjustments need not be magnified by the allocation system adopted. Thus, an allocation system may be deemed better than any other system if it can minimize or at least does not magnify any complications brought about by quota adjustments.

The efficiency aspect of an allocation system can be viewed from the standpoint of the process structure and the distributional outcome. An efficient process structure may be generally described as one that allows distribution of allocation at the least possible overall cost, with the system being unaffected by the timing and direction of quota adjustments. That is, the process achieves the least possible overall cost whether one or multiple adjustments are made and whether the quota adjustment is upward or downward. On the outcome side, an allocation system may be considered efficient if it promotes an efficient fishery even a relatively limited sense. And this can happen if the system allows a more than proportionate flow of quota to the more efficient or potentially more efficient operations. Identification of the potentially more efficient operation is definitely more involved and can possibly render the process structure inefficient. To avoid certain complexities in identifying efficient operators, the more logical approach in attempting to achieve an efficient outcome is to let the participants in the open market make the decision.

Any system for quota allocation, be it with respect to the base quota or just the adjustments, is usually judged against the norm of equity. Although in itself equity is not an economic issue, it may be viewed as a constraint to some form of economic decisions particularly those involving the promotion of efficiency in the fishery. This constraint is somehow an outcome of the general institution governing the overall management of fishery resources.

**Alternative 1** would not provide an allocation method for distributing quota adjustments. In effect, this alternative would require the Council/NMFS to make allocation decisions

whenever the commercial quota is changed up or down. Unless the Council/NMFS decision is done well ahead of the start of the fishing year, this alternative would tend to be disruptive to the functioning of the catch share system. In addition, this alternative would establish an allocation process that would incur cost over and above the administration of the catch share system. An allocation method of this sort may or may not infuse efficiency into the catch share system, since in general decisions made at the Council/NMFS level would have to accommodate a host of objectives, some of which would come from the participants as well as non-participants in the fishery. Along this line, this alternative offers a very good opportunity for addressing an equitable distribution of quota adjustments, since in a sense the general public is provided the opportunity to air their respective sides of the allocation process.

**Alternative 2** would allocate any quota adjustments based on share ownership at the time the adjustment is made. This method would allow even last minute sort of quota adjustments without necessarily introducing complications into the catch share system. Under this approach, the additional cost from allocating quota adjustments would likely be minimal. If the share distribution at the time of quota adjustment reflects proportionate level of efficiency in fishing operations, this alternative would tend to re-enforce the developing efficient industry. If such share distribution were otherwise, the general outcome of the allocation process would only impede the speed of development of an efficient fishing industry. The allocation method under this alternative appears to be unassailable on equity grounds, but there is always the issue of providing more allocations to those who already have more than others. This issue would gain momentum if in the first place every participant in the fishery equally bore the cost of managing the underlying fish stock considered to be overfished or undergoing overfishing. The strength of this type of criticism on the equity of the allocation method under **Alternative 2** cannot be ascertained.

**Alternative 3** would distribute quota adjustments via an auction. This alternative could potentially introduce complications into the catch share system, although if the auction is done well ahead of the start of the fishing year or is combined with a fixed method of quota allocation the attendant complication would not necessarily be disruptive to the operation of the catch share system. The cost of implementing an auction depends partly on the structure of auctioning allocations and partly on the features included in the auction process. For example, if there is a need to infuse some form of equity into the auction system, partitioning of the various participant into several classes with each class provided a share of the quota adjustments for auctioning may be adopted. This would increase the cost of the auction process both on the part of fishery managers and fishery participants. In terms of the resulting allocation of quota adjustments, an auction system has the highest likelihood of shaping an efficient fishing industry. The more efficient operations or at least the most potentially efficient operations would have the necessary incentive to bid high for the allocation. They would likely get more positive allocations in times of upward quota adjustments or less negative allocations in times of downward quota adjustments. Equity consideration is perhaps the biggest negative issue with an auction process. It is highly possible that the highest bidders would be the larger shareholders, and they therefore would receive more than proportionate share of the quota adjustments. It is also possible that the highest bidders would be new entrants into the fishery who did not incur the past cost of

managing the fishery. As described in an example above, some form of equity consideration may be infused into the auction system, but this may increase the cost of the system and at the same time lessen the system's effectiveness in allocating more shares to the more efficient operations.

#### **4.20.3 Social Impacts**

**Alternative 1** would not specify provisions for annual adjustments in the commercial allocations among shareholders. This could have a negative impact on the fishermen involved with these fisheries because they would not know from year to year how the allocations would change if the quota is changed.

**Alternative 2** would allocate adjustments in the commercial quota proportionately among eligible shareholders based on the percentage of the commercial quota each holds at the time of the adjustment. Under this alternative, fishermen would know from year to year that their allocation as a percentage of the total would stay the same and would distribute the increases or decreases in the harvest equally between all of those that had an share.

**Alternative 3** would allocate adjustments in the commercial quota through an auction system. All shareholders are allowed to place bids. This could cause problems in assigning total allocations to fishermen as the TAC is adjusted from year to year. If allocations can be auctioned off, the price may be prohibitive for some fishermen and would keep them from being able to buy allocations from other fishermen later in the season if needed. This alternative could lead to concentration of allocations by just a few entities.

#### **4.20.4 Administrative Impacts**

**Alternative 1** would require fishery administrators propose and evaluate TAC adjustment allocation strategies on a case-specific basis and would require additional rulemaking. The administrative effects of **Alternative 2** are not substantially different from **Alternative 1**. Each would provide fishery managers the information they need to allocate TAC increases and decreases among shareholders. The administrative effort required to calculate allocation adjustments would be similar for both alternatives. **Alternative 3** would require administrators to develop an auction program, distribute allocations according to allocation purchased, and administer funds received from the auction.

#### 4.21 Cumulative Effects

As directed by the National Environmental Policy Act (NEPA), federal agencies are mandated to assess not only the indirect and direct impacts, but the cumulative impacts of proposed actions as well. NEPA defines a cumulative impact as *“the impact on the environment which results from the incremental impact of the action when added to other past, present, and reasonably foreseeable future actions regardless of what agency (Federal or non-Federal) or person undertakes such other actions. Cumulative impacts can result from individually minor but collectively significant actions taking place over a period of time”* (40 CFR 1508.7). Cumulative effects can either be additive or synergistic. A synergistic effect is when the combined effects are greater than the sum of the individual effects.

The Council on Environmental Quality (CEQ) offers guidance on conducting a Cumulative Effects Analysis (CEA) in a report titled “Considering Cumulative Effects under the National Environmental Policy Act” (CEQ 1997). The report outlines 11 items for consideration in drafting a CEA for a proposed action.

1. Identify the significant cumulative effects issues associated with the proposed action and define the assessment goals.
2. Establish the geographic scope of the analysis.
3. Establish the timeframe for the analysis.
4. Identify the other actions affecting the resources, ecosystems, and human communities of concern.
5. Characterize the resources, ecosystem, and human communities identified in scoping in terms of their response to change and capacity to withstand stresses.
6. Characterize the stresses affecting these resources, ecosystems, and human communities and their relation to regulatory thresholds.
7. Define a baseline condition for the resources, ecosystems, and human communities.
8. Identify the important cause-and-effect relationships between human activities and resources, ecosystems, and human communities.
9. Determine the magnitude and significance of cumulative effects.
10. Modify or add alternatives to avoid, minimize, or mitigate significant cumulative effects.
11. Monitor the cumulative effects of the selected alternative and adapt management.

##### 4.21.1 Biological

#### SCOPING FOR CUMULATIVE EFFECTS

##### **1. Identify the significant cumulative effects issues associated with the proposed action and define the assessment goals.**

The CEQ cumulative effects guidance states that this step is done through three activities. The three activities and the location in the document are as follows:

- I. The direct and indirect effects of the proposed action (**Section 4.0**);



- II. Which resources, ecosystems, and human communities are affected (**Section 3.0**). Which effects are important if from a cumulative effects perspective (information contained in this CEA).

**2. Establish the geographic scope of the analysis.**

The immediate impact area would be the federal 200-nautical mile limit of the Atlantic off the coasts of North Carolina, South Carolina, Georgia, and east Florida to Key West; specifically, deepwater ecosystems identified in **Section 3.0**.

**3. Establish the timeframe for the analysis.**

It would be advantageous to go back to a time when there was a natural, or some modified (but ecologically sustainable) condition. However, data collection for many fisheries began when species were already fully exploited. Therefore, the timeframe for any analysis should be initiated when data collection began for the subject fishery. In determining how far into the future to analyze cumulative effects, the length of the effects would depend on the species. This amendment would...

**4. Identify the other actions affecting the resources, ecosystems, and human communities of concern**

The cumulative effects to the human communities are discussed in **Section 4.0**. Listed are other past, present, and reasonably foreseeable actions occurring in the South Atlantic region. These actions, when added to the proposed management measures, may result in cumulative effects on the biophysical environment.

**I. Fishery-related actions affecting South Atlantic golden crab.**

**A. Past**

The reader is referred to **Section 1.3 History of Management** for past regulatory activity for golden crab.

**B. Present**

In this amendment the Council has recommended:

**B. Reasonably Foreseeable Future**

**II. Non-Council and other non-fishery related actions, including natural events affecting deepwater coral, shrimp, and golden crab.**

- A. Past
- B. Present
- C. Reasonably foreseeable future

AFFECTED ENVIRONMENT

**5. Characterize the resources, ecosystem, and human communities identified in scoping in terms of their response to change and capacity to withstand stresses.**

This step should identify the trends, existing conditions, and the ability to withstand stresses of the environmental components.

**6. Characterize the stresses affecting these resources, ecosystems, and human communities and their relation to regulatory thresholds.**

**7. Define a baseline condition for the resources, ecosystems, and human communities.**

The purpose of defining a baseline condition for the resource and ecosystems in the area of the proposed action is to establish a point of reference for evaluating the extent and significance of expected cumulative effects.

DETERMINING THE ENVIRONMENTAL CONSEQUENCES OF CUMULATIVE EFFECTS

**8. Identify the important cause-and-effect relationships between human activities and resources, ecosystems, and human communities.**

The relationship between human activities and biophysical ecosystems within the context of this amendment is solely related to extractive activities and the installment of regulations as outlined in **Table 4-X**.

**9. Determine the magnitude and significance of cumulative effects.**

**10. Modify or add alternatives to avoid, minimize, or mitigate significant cumulative effects.**

The cumulative effects on the biophysical environment are expected to be negligible. Therefore, avoidance, minimization, and mitigation are not necessary.

**11. Monitor the cumulative effects of the selected alternative and adapt management.**

The effects of the proposed action are, and will continue to be, monitored through collection of data by NOAA Fisheries Service, states, stock assessments, stock assessment updates, life history studies, and other scientific observations.

**4.21.1.1 Effects on protected species**

ESA-listed species that occur within areas where the action area would be located and that may be impacted by unrelated, future, non-federal activities reasonably certain to occur within the action area include:

Marine Mammals

Sea Turtles

## Fish

### **4.21.2 Socioeconomic**

A description of the human environment and associated key fishing communities is contained in **Section 3.4** and incorporated herein by reference.

### **4.21.3 Administrative**

### **4.22 Bycatch Practicability Analysis**

The Council is required by MSFCMA §303(a)(11) to establish a standardized bycatch reporting methodology for federal fisheries and to identify and implement conservation and management measures that, to the extent practicable and in the following order: (A) minimize bycatch and (B) minimize the mortality of bycatch that cannot be avoided. The MSFCMA defines bycatch as “fish which are harvested in a fishery, but which are not sold or kept for personal use, and includes economic discards and regulatory discards. Such term does not include fish released alive under a recreational catch-and-release fishery management program” (MSFCMA §3(2)). Economic discards are species that are discarded because they are undesirable to the harvester. This category of discards generally includes certain species, sizes, and/or sexes with low or no market value. Regulatory discards are species required by regulation to be discarded, but also include fish that may be retained but not sold.

NMFS outlines at 50 CFR §600.350(d)(3)(i) ten factors that should be considered in determining whether a management measure minimizes bycatch or bycatch mortality to the extent practicable. These are:

1. Population effects for the bycatch species;
2. Ecological effects due to changes in the bycatch of that species (effects on other species in the ecosystem);
3. Changes in the bycatch of other species of fish and the resulting population and ecosystem effects;
4. Effects on marine mammals and birds;
5. Changes in fishing, processing, disposal, and marketing costs;
6. Changes in fishing practices and behavior of fishermen;
7. Changes in research, administration, enforcement costs and management effectiveness;
8. Changes in the economic, social, or cultural value of fishing activities and non-consumptive uses of fishery resources;
9. Changes in the distribution of benefits and costs; and
10. Social effects.

Agency guidance provided at 50 CFR §600.350(d)(3)(ii) suggests the Councils adhere to the precautionary approach found in the Food and Agriculture Organization of the United Nations (FAO) Code of Conduct for Responsible Fisheries (Article 6.5) when faced with uncertainty concerning these ten practicability factors. According to Article 6.5 of the FAO Code of Conduct for Responsible Fisheries, using the absence of adequate scientific information as a reason for postponing or failing to take measures to conserve target species,

associated or dependent species, and non-target species and their environment, would not be consistent with a precautionary approach.

#### **4.22.1 Population Effects for the Bycatch Species**

##### **4.22.1.1 Background**

##### **4.22.1.2 Practicability of Management Measures in Directed Fisheries Relative to their Impact on Bycatch and Bycatch Mortality**

#### **4.22.2 Ecological Effects Due to Changes in the Bycatch of the Species**

#### **4.22.3 Changes in Bycatch of Other Fish Species and Resulting Population and Ecosystem Effects**

#### **4.22.4 Effects on Marine Mammals and Birds**

#### **4.22.5**

**changes in Fishing, Processing, Disposal, and Marketing Costs**

C

#### **4.22.6 Changes in Fishing Practices and Behavior of Fishermen**

#### **4.22.7 Changes in Research, Administration, and Enforcement Costs and Management Effectiveness**

#### **4.22.8 Changes in the Economic, Social, or Cultural Value of Fishing Activities and Non-Consumptive Uses of Fishery Resources**

#### **4.22.9**

**changes in the Distribution of Benefits and Costs**

C

#### **4.22.10 Social Effects**

The Social Effects of the proposed management measures are described in **Section 4.0**.

#### **4.22.11 Conclusion**

### **4.23 Unavoidable Adverse Effects**

### **4.24 Effects of the Fishery on the Environment**

#### **4.24.1 Effects on Ocean and Coastal Habitats**

#### **4.24.2 Public Health and Safety**

The proposed actions are not expected to have any substantial adverse impact on public health or safety.

**4.24.3 Endangered Species and Marine Mammals**

**4.25 Relationship of Short-Term Uses and Long-Term Productivity**

**4.26 Irreversible and Irretrievable Commitments of Resources**

**4.27 Monitoring and Mitigation Measures**

## **5 Regulatory Impact Review**

### **5.1 Introduction**

The NOAA Fisheries Service (NMFS) requires a Regulatory Impact Review (RIR) for all regulatory actions that are of public interest. The RIR does three things: (1) it provides a comprehensive review of the level and incidence of impacts associated with a proposed or final regulatory action; (2) it provides a review of the problems and policy objectives prompting the regulatory proposals and an evaluation of the major alternatives that could be used to solve the problem; and (3) it ensures that the regulatory agency systematically and comprehensively considers all available alternatives so that the public welfare can be enhanced in the most efficient and cost-effective way. The RIR also serves as the basis for determining whether the proposed regulations are a ‘significant regulatory action’ under the criteria provided in Executive Order (E.O.) 12866 and provides information that may be used in conducting an analysis of impacts on small business entities pursuant to the Regulatory Flexibility Act (RFA). This RIR analyzes the expected impacts of this action on the golden crab fishery. Additional details on the expected economic effects of the various alternatives in this action are included in **Section 4.0** and are incorporated herein by reference.

### **5.2 Problems and Objectives**

The purpose and need, issues, problems, and objectives of the proposed amendment are presented in **Section 1.0** and are incorporated herein by reference. In summary, the purpose of this amendment includes implementing a catch share program for the golden crab fishery, including establishment of criteria for eligibility, allocate privileges, establish a cap on privilege ownership, and devise methods for cost recovery.

### **5.3 Methodology and Framework for Analysis**

This RIR assesses management measures from the standpoint of determining the resulting changes in costs and benefits to society. To the extent practicable, the net effects of the proposed measures are stated in terms of producer and consumer surplus, changes in profits, and participation by for-hire vessel fishermen and private anglers. In addition, the public and private costs associated with the process of developing and enforcing regulations of this amendment are provided.

### **5.4 Description of the Fishery**

### **5.5 Impacts of Management Measures**

Details on the economic impacts of all alternatives are included in **Section 4.0** and are included herein by reference. The following discussion provides a summary of the expected effects of the preferred alternatives.

**5.6 Public and Private Costs of Regulations**

The preparation, implementation, enforcement, and monitoring of this or any Federal action involves the expenditure of public and private resources that can be expressed as costs associated with the regulations. Costs associated with this amendment include:

Council costs of document preparation, meetings, public hearings, and information dissemination .....	\$
NOAA Fisheries administrative costs of document preparation, meetings and review .....	\$
Annual law enforcement costs .....	unknown
TOTAL .....	\$

Law enforcement currently monitors regulatory compliance in this fishery under routine operations and does not allocate specific budgetary outlays to this fishery, nor are increased enforcement budgets expected to be requested to address any component of this action.

**5.7 Summary of Economic Impacts**

**5.8 Determination of Significant Regulatory Action**

## **6 Initial Regulatory Flexibility Analysis**

### **6.1 Introduction**

The purpose of the Regulatory Flexibility Act (RFA) is to establish a principle of regulatory issuance that agencies shall endeavor, consistent with the objectives of the rule and of applicable statutes, to fit regulatory and informational requirements to the scale of businesses, organizations, and governmental jurisdictions subject to regulation. To achieve this principle, agencies are required to solicit and consider flexible regulatory proposals and to explain the rationale for their actions to assure that such proposals are given serious consideration. The RFA does not contain any decision criteria; instead, the purpose of the RFA is to inform the agency, as well as the public, of the expected economic impacts of various alternatives contained in the FMP or amendment (including framework management measures and other regulatory actions) and to ensure that the agency considers alternatives that minimize the expected impacts while meeting the goals and objectives of the FMP and applicable statutes.

With certain exceptions, the RFA requires agencies to conduct a regulatory flexibility analysis for each proposed rule. The regulatory flexibility analysis is designed to assess the impacts various regulatory alternatives would have on small entities, including small businesses, and to determine ways to minimize those impacts. In addition to analyses conducted for the RIR, the regulatory flexibility analysis provides: (1) a statement of the reasons why action by the agency is being considered; (2) a succinct statement of the objectives of, and legal basis for the proposed rule; (3) a description and, where feasible, an estimate of the number of small entities to which the proposed rule will apply; (4) a description of the projected reporting, record-keeping, and other compliance requirements of the proposed rule, including an estimate of the classes of small entities which will be subject to the requirements of the report or record; (5) an identification, to the extent practical, of all relevant Federal rules which may duplicate, overlap, or conflict with the proposed rule; and (6) a description of any significant alternatives to the proposed rule which accomplish the stated objectives of applicable statutes and which minimize any significant economic impact of the proposed rule on small entities.

In addition to the information provided in this section, additional information on the expected economic impacts of the proposed action was presented in **Sections 4.0** and **5.0** and is included herein by reference.

### **6.2 Statement of Need for, Objectives of, and Legal Basis for the Rule**

The purpose and need, issues, problems, and objectives of the proposed rule are presented in **Section 1.0** and are incorporated herein by reference. The purpose and need, issues, problems, and objectives of the proposed amendment are presented in **Section 1.0** and are incorporated herein by reference. In summary, the purpose of this amendment includes implementing a catch share program for the golden crab fishery, including establishment of criteria for eligibility, allocate privileges, establish a cap on privilege ownership, and devise methods for cost recovery.



### **6.3 Identification of All Relevant Federal Rules Which May Duplicate, Overlap, or Conflict with the Proposed Rule**

No duplicative, overlapping, or conflicting Federal rules have been identified.

### **6.4 Description and Estimate of the Number of Small Entities to Which the Proposed Rule will Apply**

This proposed action is expected to directly impact commercial fishermen. The SBA has established size criteria for all major industry sectors in the U.S. including fish harvesters. A business involved in fish harvesting is classified as a small business if it is independently owned and operated, is not dominant in its field of operation (including its affiliates), and has combined annual receipts not in excess of \$4.0 million (NAICS code 114111 and 114112, finfish and shellfish fishing) for all its affiliated operations worldwide.

### **6.5 Description of the Projected Reporting, Record-keeping and Other Compliance Requirements of the Proposed Rule, Including an Estimate of the Classes of Small Entities Which will be Subject to the Requirement and the Type of Professional Skills Necessary for the Preparation of the Report or Records**

The proposed actions do not impose any new reporting, record-keeping or other compliance requirements.

### **6.6 Substantial Number of Small Entities Criterion**

#### **6.7 Significant Economic Impact Criterion**

The outcome of ‘significant economic impact’ can be ascertained by examining two issues: disproportionality and profitability.

Disproportionality: Do the regulations place a substantial number of small entities at a significant competitive disadvantage to large entities?

All entities that are expected to be affected by the proposed rule are considered small entities so the issue of disproportionality does not arise in the present case.

Profitability: Do the regulations significantly reduce profit for a substantial number of small entities?

## **6.8 Description of Significant Alternatives**

The Council's preferred alternatives are:

## **7 Fishery Impact Statement – Social Impact Assessment**

### **7.1 Summary of Biological Effects**

### **7.2 Summary of Economic Effects**

### **7.3 Summary of Social Effects**

### **7.4 Summary of Administrative Effects**

### **7.5 Note for CEQ Guidance to Section 1502.22**

In accordance with the CEQ Guidance for 40 CFR Section 1502.22 of the NEPA (1986), the Council has made “reasonable efforts, in the light of overall costs and state of the art, to obtain missing information which, in its judgment, is important to evaluating significant adverse impacts on the human environment”...At this time, the Council has made reasonable efforts in light of the costs, to obtain additional social and community information in order to analyze the social impacts of the proposed actions and alternatives. However, additional sociologists or anthropologists and funding are needed to conduct community surveys and needed ethnographies that would allow a comprehensive analysis.

### **7.6 E.O. 12898: Environmental Justice**

This Executive Order mandates that each Federal agency shall make achieving environmental justice part of its mission by identifying and addressing, as appropriate, disproportionately high and adverse human health or environmental effects of its programs, policies, and activities on minority populations and low-income populations in the United States and its territories and possessions. Federal agency responsibilities under this Executive Order include conducting their programs, policies, and activities that substantially affect human health or the environment, in a manner that ensures that such programs, policies, and activities do not have the effect of excluding persons from participation in, denying persons the benefit of, or subjecting persons to discrimination under, such programs, policies and activities, because of their race, color, or national origin. Furthermore, each federal agency responsibility set forth under this Executive Order shall apply equally to Native American programs.

Specifically, federal agencies shall, to the maximum extent practicable: conduct human health and environmental research and analysis; collect human health and environmental data; collect, maintain, and analyze information on the consumption patterns of those who principally rely on fish and/or wildlife for subsistence; allow for public participation and access to information relating to the incorporation of environmental justice principals in Federal agency programs or policies; and share information and eliminate unnecessary duplication of efforts through the use of existing data systems and cooperative agreements among Federal agencies and with State, local, and tribal governments.

The Council conducted XX scoping meetings for this amendment in which the public was invited to provide input on actions contained therein. Comments received were considered during the development of this amendment, and no environmental justice issues were raised during the scoping process. No Native American programs would be affected by actions contained within this amendment; therefore no tribal consultation has been initiated.

## **8 Other Applicable Law**

### **8.1 Administrative Procedures Act**

All federal rulemaking is governed under the provisions of the Administrative Procedures Act (APA) (5 U.S.C. Subchapter II), which establishes a “notice and comment” procedure to enable public participation in the rulemaking process. Under the APA, NMFS is required to publish notification of proposed rules in the Federal Register and to solicit, consider and respond to public comment on those rules before they are finalized. The APA also establishes a 30-day wait period from the time a final rule is published until it takes effect, with some exceptions. This amendment complies with the provisions of the APA through the Council’s extensive use of public meetings, requests for comments and consideration of comments. The proposed rule associated with this amendment will have request for public comments which complies with the APA.

### **8.2 Information Quality Act**

The Information Quality Act (Section 515 of the Treasury and General Government Appropriations Act for Fiscal Year 2001 (Public Law 106-443)) which took effect October 1, 2002, directed the Office of Management and Budget (OMB) to issue government-wide guidelines that “provide policy and procedural guidelines to federal agencies for ensuring and maximizing the quality, objectivity, utility, and integrity of information disseminated by federal agencies.” OMB directed each federal agency to issue its own guidelines, establish administrative mechanisms allowing affected persons to seek and obtain correction of information that does not comply with OMB guidelines, and report periodically to OMB on the number and nature of complaints.

The NOAA Section 515 Information Quality Guidelines require a series of actions for each new information product subject to the Information Quality Act. This document has used the best available information and made a broad presentation thereof. The process of public review of this document provides an opportunity for comment and challenge to this information, as well as for the provision of additional information.

The information contained in this document was developed using best available scientific information. Therefore, this Amendment and EIS are in compliance with the IQA.

### **8.3 Coastal Zone Management Act**

Section 307(c)(1) of the federal Coastal Zone Management Act (CZMA) of 1972 requires that all federal activities that directly affect the coastal zone be consistent with approved state coastal zone management programs to the maximum extent practicable. While it is the goal of the South Atlantic Council to have management measures that complement those of the states, Federal and state administrative procedures vary and regulatory changes are unlikely to be fully instituted at the same time. Based on the analysis of the environmental consequences of the proposed action in **Section 4.0**, the Council has concluded this amendment would improve Federal management of the golden crab fishery and is consistent to the maximum extent practicable with the Coastal Zone Management Plans of Florida,

Georgia, South Carolina, and North Carolina. This determination will be submitted to the responsible state agencies under Section 307 of the CZMA administering approved Coastal Zone Management Programs in the States of Florida, South Carolina, Georgia, and North Carolina.

#### **8.4 Endangered Species Act**

The Endangered Species Act (ESA) of 1973 (16 U.S.C. Section 1531 et seq.) requires that federal agencies must ensure actions they authorize, fund, or carry out are not likely to jeopardize the continued existence of threatened or endangered species or the habitat designated as critical to their survival and recovery. The ESA requires NOAA Fisheries Service to consult with the appropriate administrative agency (itself for most marine species, and the U.S. Fish and Wildlife Service for all remaining species) when proposing an action that may affect threatened or endangered species or adversely modify critical habitat. Consultations are necessary to determine the potential impacts of the proposed action. They are concluded informally when proposed actions may affect but are “not likely to adversely affect” threatened or endangered species or designated critical habitat. Formal consultations, resulting in a biological opinion, are required when proposed actions may affect and are “likely to adversely affect” threatened or endangered species or adversely modify designated critical habitat. There have been no known interactions between the golden crab fishery and endangered species in the South Atlantic region and due to the nature of the fishing activity any interactions are expected to be minimal.

#### **8.5 Executive Order 12612: Federalism**

E.O. 12612 requires agencies to be guided by the fundamental federalism principles when formulating and implementing policies that have federalism implications. The purpose of the Order is to guarantee the division of governmental responsibilities between the Federal government and the States, as intended by the framers of the Constitution. No federalism issues have been identified relative to the actions proposed in this amendment and associated regulations. Therefore, preparation of a Federalism assessment under E.O. 13132 is not necessary.

#### **8.6 Executive Order 12866: Regulatory Planning and Review**

E.O. 12866, signed in 1993, requires federal agencies to assess the costs and benefits of their proposed regulations, including distributional impacts, and to select alternatives that maximize net benefits to society. To comply with E.O. 12866, NMFS prepares a Regulatory Impact Review (RIR) for all fishery regulatory actions that implement a new FMP or that significantly amend an existing plan. RIRs provide a comprehensive analysis of the costs and benefits to society associated with proposed regulatory actions, the problems and policy objectives prompting the regulatory proposals, and the major alternatives that could be used to solve the problems. The reviews also serve as the basis for the agency’s determinations as to whether proposed regulations are a “significant regulatory action” under the criteria provided in E.O. 12866 and whether proposed regulations will have a significant economic

impact on a substantial number of small entities in compliance with the RFA. A regulation is significant if it is likely to result in an annual effect on the economy of at least \$100,000,000 or if it has other major economic effects.

In accordance with E.O. 12866, the following is set forth by the Council: (1) this rule is not likely to have an annual effect on the economy of more than \$100 million or to adversely affect in a material way the economy, a sector of the economy, productivity, jobs, the environment, public health or safety, or state, local, or tribal governments or communities; (2) this rule is not likely to create any serious inconsistencies or otherwise interfere with any action take or planned by another agency; (3) this rule is not likely to materially alter the budgetary impact of entitlements, grants, user fees, or loan programs or the rights or obligations of recipients thereof; (4) this rule is not likely to raise novel or policy issues arising out of legal mandates, or the principles set forth in the Executive Order; (5) this rule is not controversial.

#### **8.6 Executive Order 12898: Environmental Justice**

E.O. 12898 requires that “to the greatest extent practicable and permitted by law...each Federal agency shall make achieving environmental justice part of its mission by identifying and addressing, as appropriate, disproportionately high and adverse human health or environmental effects of its programs, policies and activities on minority populations and low-income populations in the United States and its territories and possessions...”

The alternatives being considered in this amendment are not expected to result in any disproportionate adverse human health or environmental effects to minority populations or low-income populations of Florida, North Carolina, South Carolina or Georgia, rather the impacts would be spread across all participants in the golden crab fishery participants regardless of race or income.

#### **8.7 Executive Order 12962: Recreational Fisheries**

E.O. 12962 requires Federal agencies, in cooperation with States and Tribes, to improve the quantity, function, sustainable productivity, and distribution of U.S. aquatic resources for increased recreational fishing opportunities through a variety of methods including, but not limited to, developing joint partnerships; promoting the restoration of recreational fishing areas that are limited by water quality and habitat degradation; fostering sound aquatic conservation and restoration endeavors; and evaluating the effects of Federally-funded, permitted, or authorized actions on aquatic systems and evaluating the effects of Federally-funded, permitted, or authorized actions on aquatic systems and recreational fisheries, and documenting those effects. Additionally, the order establishes a seven member National Recreational Fisheries Coordination Council responsible for, among other things, ensuring that social and economic values of healthy aquatic systems that support recreational fisheries are considered by Federal agencies in the course of their actions, sharing the latest resource information and management technologies, and reducing duplicative and cost-inefficient programs among Federal agencies involved in conserving or managing recreational fisheries. The Council also is responsible for developing, in cooperation with Federal agencies, States

and Tribes, a Recreational Fishery Resource Conservation Plan - to include a five-year agenda. Finally, the Order requires NMFS and the U.S. Fish and Wildlife Service to develop a joint agency policy for administering the ESA.

The alternatives considered in this amendment are consistent with the directives of E.O. 12962.

### **8.8 Executive Order 13089: Coral Reef Protection**

E.O. 13089, signed by President William Clinton on June 11, 1998, recognizes the ecological, social, and economic values provided by the Nation's coral reefs and ensures that Federal agencies are protecting these ecosystems. More specifically, the Order requires Federal agencies to identify actions that may harm U.S. coral reef ecosystems, to utilize their program and authorities to protect and enhance the conditions of such ecosystems, and to ensure that their actions do not degrade the condition of the coral reef ecosystem.

The alternatives considered in this amendment are consistent with the directives of E.O. 13089.

### **8.9 Executive Order 13158: Marine Protected Areas**

E. O. 13158 was signed on May 26, 2000, to strengthen the protection of U.S. ocean and coastal resources through the use of Marine Protected Areas (MPAs). The E.O. defined MPAs as "any area of the marine environment that has been reserved by Federal, State, territorial, tribal, or local laws or regulations to provide lasting protection for part or all of the natural and cultural resources therein." It directs federal agencies to work closely with state, local and non-governmental partners to create a comprehensive network of MPAs "representing diverse U.S. marine ecosystems, and the Nation's natural and cultural resources".

The alternatives considered in this amendment are consistent with the directives of E.O. 13158.

### **8.10 Marine Mammal Protection Act**

The MMPA established a moratorium, with certain exceptions, on the taking of marine mammals in U.S. waters and by U.S. citizens on the high seas. It also prohibits the importing of marine mammals and marine mammal products into the United States. Under the MMPA, the Secretary of Commerce (authority delegated to NOAA Fisheries Service) is responsible for the conservation and management of cetaceans and pinnipeds (other than walruses). The Secretary of the Interior is responsible for walruses, sea otters, polar bears, manatees, and dugongs.

Part of the responsibility that NOAA Fisheries Service has under the MMPA involves monitoring populations of marine mammals to make sure that they stay at optimum levels. If a population falls below its optimum level, it is designated as "depleted." A conservation



plan is then developed to guide research and management actions to restore the population to healthy levels.

In 1994, Congress amended the MMPA, to govern the taking of marine mammals incidental to commercial fishing operations. This amendment required the preparation of stock assessments for all marine mammal stocks in waters under U.S. jurisdiction; development and implementation of take-reduction plans for stocks that may be reduced or are being maintained below their optimum sustainable population levels due to interactions with commercial fisheries; and studies of pinniped-fishery interactions. The MMPA requires a commercial fishery to be placed in one of three categories, based on the relative frequency of incidental serious injuries and mortalities of marine mammals. Category I designates fisheries with frequent serious injuries and mortalities incidental to commercial fishing; Category II designates fisheries with occasional serious injuries and mortalities; Category III designates fisheries with a remote likelihood or no known serious injuries or mortalities.

Under the MMPA, to legally fish in a Category I and/or II fishery, a fisherman must take certain steps. For example, owners of vessels or gear engaging in a Category I or II fishery, are required to obtain a marine mammal authorization by registering with the Marine Mammal Authorization Program (50 CFR 229.4). They are also required to accommodate an observer if requested (50 CFR 229.7(c)) and they must comply with any applicable take reduction plans.

The golden crab fishery in the South Atlantic is listed as a Category III fishery in the 2009 Proposed List of Fisheries (LOF)(73 FR 33760; June 13, 2008). No incidentally killed or injured marine mammal species has been documented in this fishery.

### **8.11 Migratory Bird Treaty Act and Executive Order 13186**

The Migratory Bird Treaty Act (MBTA) implemented several bilateral treaties for bird conservation between the United States and Great Britain, the United States and Mexico, the United States and Japan, and the United States and the former Union of Soviet Socialist Republics. Under the MBTA, it is unlawful to pursue, hunt, take, capture, kill, possess, trade, or transport any migratory bird, or any part, nest, or egg of a migratory bird, included in treaties between the, except as permitted by regulations issued by the Department of the Interior (16 U.S.C. 703-712). Violations of the MBTA carry criminal penalties. Any equipment and means of transportation used in activities in violation of the MBTA may be seized by the United States government and, upon conviction, must be forfeited to it.

Executive Order 13186 directs each federal agency taking actions that have, or are likely to have, a measurable negative effect on migratory bird populations to develop and implement a memorandum of understanding (MOU) with the U.S. Fish and Wildlife Service (USFWS) to conserve those bird populations. In the instance of unintentional take of migratory birds, NOAA Fisheries Service would develop and use principles, standards, and practices that will lessen the amount of unintentional take in cooperation with the USFWS. Additionally, the

MOU would ensure that NEPA analyses evaluate the effects of actions and agency plans on migratory birds, with emphasis on species of concern.

An MOU is currently being developed, which will address the incidental take of migratory birds in commercial fisheries under the jurisdiction of NOAA Fisheries Service. NOAA Fisheries Service must monitor, report, and take steps to reduce the incidental take of seabirds that occurs in fishing operations. The United States has already developed the U.S. National Plan of Action for Reducing Incidental Catch of Seabirds in Longline Fisheries. Under that plan many potential MOU components are already being implemented.

The alternatives considered in this amendment are consistent with the directives of E.O. 13186.

### **8.12 National Environmental Policy Act**

This amendment to the South Atlantic Golden Crab FMP has been written and organized in a manner that meets NEPA requirements, and thus is a consolidated NEPA document, including a draft Environmental Impact Statement, as described in NOAA Administrative Order (NAO) 216-6, Section 6.03.a.2.

#### Purpose and Need for Action

The purpose and need for this action are described in **Section 1.1**.

#### Alternatives

The alternatives for this action are described in **Section 2.0**.

#### Affected Environment

The affected environment is described in **Section 3.0**.

#### Impacts of the Alternatives

The impacts of the alternatives on the environment are described in **Section 4.0**.

### **8.13 National Marine Sanctuaries Act**

Under the National Marine Sanctuaries Act (NMSA) (also known as Title III of the Marine Protection, Research and Sanctuaries Act of 1972), as amended, the U.S. Secretary of Commerce is authorized to designate National Marine Sanctuaries to protect distinctive natural and cultural resources whose protection and beneficial use requires comprehensive planning and management. The National Marine Sanctuary Program is administered by the Sanctuaries and Reserves Division of the NOAA. The Act provides authority for comprehensive and coordinated conservation and management of these marine areas. The National Marine Sanctuary Program currently comprises 13 sanctuaries around the country, including sites in American Samoa and Hawaii. These sites include significant coral reef and kelp forest habitats, and breeding and feeding grounds of whales, sea lions, sharks, and sea turtles. The two main sanctuaries in the South Atlantic EEZ are Gray's Reef and Florida Keys National Marine Sanctuaries.

The alternatives considered by this document are not expected to have any adverse impacts on the resources managed by the Gray's Reef and Florida Keys National Marine Sanctuaries.

#### **8.14 Paperwork Reduction Act**

The purpose of the Paperwork Reduction Act (PRA) is to minimize the burden on the public. The Act is intended to ensure that the information collected under the proposed action is needed and is collected in an efficient manner (44 U.S.C. 3501 (1)). The authority to manage information collection and record keeping requirements is vested with the Director of the Office of Management and Budget (OMB). This authority encompasses establishment of guidelines and policies, approval of information collection requests, and reduction of paperwork burdens and duplications. The PRA requires NMFS to obtain approval from the OMB before requesting most types of fishery information from the public.

#### **8.15 Regulatory Flexibility Act**

The Regulatory Flexibility Act (RFA) of 1980 (5 U.S.C. 601 et seq.) requires Federal agencies to assess the impacts of regulatory actions implemented through notice and comment rulemaking procedures on small businesses, small organizations, and small governmental entities, with the goal of minimizing adverse impacts of burdensome regulations and record-keeping requirements on those entities. Under the RFA, NMFS must determine whether a proposed fishery regulation would have a significant economic impact on a substantial number of small entities. If not, a certification to this effect must be prepared and submitted to the Chief Counsel for Advocacy of the Small Business Administration. Alternatively, if a regulation is determined to significantly impact a substantial number of small entities, the Act requires the agency to prepare an initial and final Regulatory Flexibility Analysis to accompany the proposed and final rule, respectively. These analyses, which describe the type and number of small businesses, affected, the nature and size of the impacts, and alternatives that minimize these impacts while accomplishing stated objectives, must be published in the Federal Register in full or in summary for public comment and submitted to the chief counsel for advocacy of the Small Business Administration. Changes to the RFA in June 1996 enable small entities to seek court review of an agency's compliance with the Act's provisions.

This amendment document includes an Initial Regulatory Flexibility Analysis (IRFA) in **Section 6.0**.

#### **8.16 Small Business Act**

Enacted in 1953, the Small Business Act requires that agencies assist and protect small-business interests to the extent possible to preserve free competitive enterprise. The objectives of the act are to foster business ownership by individuals who are both socially and economically disadvantaged; and to promote the competitive viability of such firms by providing business development assistance including, but not limited to, management and

technical assistance, access to capital and other forms of financial assistance, business training, and counseling, and access to sole source and limited competition federal contract opportunities, to help firms achieve competitive viability. Because most businesses associated with fishing are considered small businesses, NMFS, in implementing regulations, must make an assessment of how those regulations will affect small businesses.

### **8.17 Public Law 99-659: Vessel Safety**

Public Law 99-659 amended the MSFCMA to require that a FMP or FMP amendment must consider, and may provide for, temporary adjustments (after consultation with the U.S. Coast Guard and persons utilizing the fishery) regarding access to a fishery for vessels that would be otherwise prevented from participating in the fishery because of safety concerns related to weather or to other ocean conditions.

No vessel would be forced to participate in South Atlantic fisheries under adverse weather or ocean conditions as a result of the imposition of management regulations proposed in this amendment.

No concerns have been raised by South Atlantic fishermen or by the U.S. Coast Guard that the proposed management measures directly or indirectly pose a hazard to crew or vessel safety under adverse weather or ocean conditions. Therefore, this amendment proposes neither procedures for making management adjustments due to vessel safety problems nor procedures to monitor, evaluate, or report on the effects of management measures on vessel or crew safety under adverse weather or ocean conditions.

### 9 List of Preparers

Karla Gore	Fishery Biologist	NMFS	
Kari MacLauchlin	Fishery Social Scientist	SAFMC	
Kate Quigley	Economist	SAFMC	

### Golden Crab Interagency Planning Team/Reviewers

## 10 List of Agencies, Organizations, and Persons to Whom Copies of the Statement are Sent

### Responsible Agency

#### **Amendment:**

South Atlantic Fishery Management Council  
4055 Faber Place Drive, Suite 201  
North Charleston, South Carolina 29405  
(843) 571-4366 (TEL)  
Toll Free: 866-SAFMC-10  
(843) 769-4520 (FAX)  
safmc@safmc.net

#### **Environmental Impact Statement:**

NMFS, Southeast Region  
263 13<sup>th</sup> Avenue South  
St. Petersburg, Florida 33701=  
(727) 824-5301 (TEL)  
(727) 824-5320 (FAX)

### List of Agencies, Organizations, and Persons Consulted

SAFMC Habitat and Environmental Protection Panel  
SAFMC Coral Advisory Panel  
SAFMC Scientific and Statistical Committee  
SAFMC Law Enforcement Advisory Panel  
SAFMC Snapper Grouper Advisory Panel  
SAFMC Golden Crab Advisory Panel  
SAFMC Shrimp Advisory Panel  
SAFMC Deepwater Shrimp Advisory Panel  
North Carolina Coastal Zone Management Program  
South Carolina Coastal Zone Management Program  
Georgia Coastal Zone Management Program  
Florida Coastal Zone Management Program  
Florida Fish and Wildlife Conservation Commission  
Georgia Department of Natural Resources  
South Carolina Department of Natural Resources  
North Carolina Division of Marine Fisheries  
North Carolina Sea Grant  
South Carolina Sea Grant  
Georgia Sea Grant  
Florida Sea Grant  
Atlantic States Marine Fisheries Commission  
Gulf and South Atlantic Fisheries Development Foundation  
Gulf of Mexico Fishery Management Council  
National Marine Fisheries Service  
- Washington Office  
- Office of Ecology and Conservation  
- Southeast Regional Office  
- Southeast Fisheries Science Center

## 11 References

- Acropora* Biological Review Team. 2005. Atlantic *Acropora* Status Review Document. Report to National Marine Fisheries Service, Southeast Regional Office, March 3. 152 p + App.
- GMFMC (Gulf of Mexico Fishery Management Council) and South Atlantic Fishery Management Council. 1982. Fishery Management Plan and Final Environmental Impact Statement for Coral and Coral Reefs of the Gulf of Mexico and South Atlantic. Gulf of Mexico Fishery Management Council, 5401 West Kennedy Boulevard, Suite 881, Tampa, Florida. 316 pp.
- GMFMC (Gulf of Mexico Fishery Management Council) and South Atlantic Fishery Management Council. 1990. Amendment 1 and Final Environmental Impact Statement for Coral and Coral Reefs of the Gulf of Mexico and South Atlantic. Gulf of Mexico Fishery Management Council, 5401 West Kennedy Boulevard, Suite 881, Tampa, Florida.
- GMFMC (Gulf of Mexico Fishery Management Council) and South Atlantic Fishery Management Council. 1994. Amendment 2 and Final Environmental Impact Statement for Coral and Coral Reefs of the Gulf of Mexico and South Atlantic. Gulf of Mexico Fishery Management Council, 5401 West Kennedy Boulevard, Suite 881, Tampa, Florida. 316 pp.
- GMFMC (Gulf of Mexico Fishery Management Council). 1995. Amendment 8 to the fishery management plan for the shrimp fishery of the Gulf of Mexico. Gulf of Mexico Fishery Management Council, 5401 West Kennedy Boulevard, Suite 881, Tampa, Florida.
- GMFMC (Gulf of Mexico Fishery Management Council). 2005a. Final Amendment Number 13 to the Fishery Management Plan for the Shrimp Fishery of the Gulf of Mexico, U.S. Waters. Available at: <http://www.gulfcouncil.org/Beta/GMFMCWeb/downloads/shrimp%20Amend%2013%20Final%.pdf>
- GMFMC (Gulf of Mexico Fishery Management Council). 2005b. Shrimp Amendment 13 FAQs. Available at: <http://www.gulfcouncil.org/Beta/GMFMCWeb/Shrimp12FAQs.htm>
- Jaap, W. C., W. G. Lyons, P. Dustan, and J. C. Halas. 1989. Stony coral (Scleractinia and Milleporina) community structure at Bird Key Reef, Ft. Jefferson National Monument, Dry Tortugas, Florida. Florida Marine Research Publication 46: 31.
- Jensen, A. and R. Frederickson. 1992. The fauna associated with the bank-forming deepwater coral *Lophelia pertusa* (Scleractinia) on the Faroe Shelf. *Sarsia* 77: 53-69.
- Keinath, J. A. and J. A. Musick. 1993. Movements and diving behavior of a leatherback sea turtle, *Dermochelys coriacea*. *Copeia*, 1993:1010.
- Keiser, R. K. 1976. Distribution of the Rock Shrimp (*Sycionia brevirostris*) in coastal waters of the southeastern United States. South Carolina Marine Resources Research Institute, Charleston, SC. 19 p.

- Kendall, D. 1990. An Assessment of the Georgia golden crab fishery. Pages 18-19 *In*: Lindberg, W. J. and E. L. Wenner (eds.). 1990. Geryonid Crabs and Associated Continental Slope Fauna: A Research Workshop Report. S.C. Sea Grant Consortium and FL Sea Grant College Program. FL SG Technical Paper 58:61 pp.
- Kennedy F. S., J. J. Crane, R. A. Schlieder, and D. G. Barber. 1977. Studies of the rock shrimp, *Sycionia brevirostris*. A new fishery on Florida's Atlantic Shelf. Florida Department of Natural Resources, Marine Research Laboratory, St. Petersburg, FL. 69 p.
- Koenig, C. C. 2001. Oculina Banks: habitat, fish populations, restoration and enforcement. Report to the South Atlantic Fishery Management Council available at <http://www.safmc.net>
- Koslow, J. A., G. W. Boehlert, J. D. M. Gordon, R. L. Haedrich, P. Lorance, and N. Parin. 2000. Continental slope and deep-sea fisheries: implications for a fragile ecosystem. ICES Journal of Marine Science 57: 548–557.
- Krieger, K. J. and B. L. Wing. 2002. Megafaunal associations with deepwater corals (*Primnoa* spp.) in the Gulf of Alaska. *Hydrobiologia* 471:83-90.
- Lanyon, J. M., C. J. Limpus, and H. Marsh. 1989. Dugongs and turtles: grazers in the seagrass system. *In*: Larkum, A.W.D, A. J. McComb and S. A. Shepard (eds.). *Biology of Seagrasses*. Elsevier, Amsterdam, 610p.
- Leeworthy, V. S., and P. C. Wiley. 2002. Socioeconomic impact analysis of marine reserve alternatives for the Channel Islands National Marine Sanctuary. U.S. Department of Commerce, National Oceanic and Atmospheric Administration, National Ocean Service, Special Projects, Silver Spring, MD.
- Lewis, J. B. 1977. Suspension feeding in Atlantic reef corals and the importance of suspended particulate matter as a food source. *Proceedings of the 3rd International Coral Reef Symposium* 1:405-408.
- Limpus, C. J. and N. Nichols. 1988. The southern oscillation regulates the annual numbers of green turtles (*Chelonia mydas*) breeding around northern Australia. *Australian Journal of Wildlife Research*, 15:157.
- Limpus, C. J. and N. Nichols. 1994. Progress report on the study of the interaction of El Niño Southern Oscillation on annual *Chelonia mydas* numbers at the southern Great Barrier Reef rookeries. *In*: *Proceedings of the Australian Marine Turtle Conservation Workshop*, Queensland, Australia.
- Lindberg, W. J., N. J. Blake, H. M. Perry, R. S. Waller, F. D. Lockhart, and R. B. Erdman. 1989. Fisheries development of the deep-sea golden crab, *Geryon fenneri*: Geographic and seasonal production potential in the Gulf of Mexico. Final Project Report. Marine Fisheries Initiation Program, National Marine Fisheries Service, 98pp.
- Lindberg, W. J. and F. D. Lockhart. 1993. Depth-stratified population structure of Geryonid crabs in the eastern Gulf of Mexico. *Journal Crustacean Biology* 13(4): 713-732.
- Low, R. N. and G. F. Ulrich. 1983. Deep-water demersal finfish resources and fisheries off South Carolina. S.C. Mar. Resour. Cent. Tech. Rep. No. 57, 24 p.



- Luckhurst, B. 1986. Discovery of deep-water crabs (*Geryon* spp.) at Bermuda – A new potential fishery resource. Proceedings of the Gulf and Caribbean Fisheries Institute, 37th Meeting. P. 209-211.
- Lumsden S. E, T. F. Hourigan, A. W. Bruckner, G. Dorr (eds.). 2007. The State of Deep Coral Ecosystems of the United States. NOAA Technical Memorandum CRCP-3. Silver Spring, MD.
- Lutz, P. L. and J. A. Musick (eds.). 1997. The Biology of Sea Turtles. CRC Press, Boca Raton, Florida.
- Lutz, P. L., J. A. Musick, and J. Wyneken. 2002. The Biology of Sea Turtles, Volume II. CRC Press, Boca Raton, Florida.
- Lux, F. E., A. R. Ganz, and W. F. Rathjen. 1982. Marking studies on the red crab, *Geryon quinquedens* Smith off southern New England. J. Shellfish Res. 2(1): 71-80.
- Manning, R. B. and L. B. Holthuis. 1984. *Geryon fenneri*, a new deep-water crab from Florida (Crustacea: Decapoda: Geryonidae). Proceedings of the Biological Society of Washington 97:666-673.
- Manning, R. B. and L. B. Holthuis. 1986. Notes on the *Geryon* from the Bahamas, with the description of *Geryon inghami*, a new species (Crustacea: Decapoda: Geryonidae). Proceedings of the Biological Society of Washington 99: 366-373.
- Márquez -M, R. 1994. Synopsis of biological data on the Kemp's ridley turtles, *Lepidochelys kempii* (Garman, 1880). NOAA Technical Memorandum, NMFS-SEFSC-343. Miami, FL.
- Masson, D. G., B. J. Bett, and D. S. M. Billet. 2003. The origin of deep-water, coral topped mounds in the northern Rockall Trough, Northeast Atlantic. Marine Geology 194:159-180.
- McCosker, J. E. and S. W. Ross. In press. A new deepwater species of the snake eel genus *Ophichthus* (Anguilliformes: Ophichthidae), from North Carolina. Copeia.
- McGoodwin, J. R. 1990. Crisis in the World's Fisheries, Stanford: Stanford University Press.
- Mendonca, M. T. and P. C. H. Pritchard. 1986. Offshore movements of post-nesting Kemp's ridley sea turtles (*Lepidochelys kempi*). Herpetologica, 42:373.
- Messing, C. G., A. C. Neuman, and J. C. Lang. 1990. Biozonations of deep-water lithoherms and associated hardgrounds in the northeastern Straits of Florida. Palaios 5:15-33.
- Meylan, A. 1984. Feeding Ecology of the Hawksbill turtle (*Eretmochelys imbricata*): Spongivory as a Feeding Niche in the Coral Reef Community. Ph.D., University of Florida, Gainesville, FL.
- Meylan, A. 1988. Spongivory in hawksbill turtles: a diet of glass. Science 239:393-395.
- Meylan, A. B. and M. Donnelly. 1999. Status justification for listing the hawksbill turtle (*Eretmochelys imbricata*) as critically endangered on the 1996 IUCN Red List of Threatened Animals. Chelonian Conservation and Biology 3(2): 200-204.

- Milliman, J. D. 1972. Atlantic Continental Shelf and Slope of the United States- Petrology of the sand fraction of sediments, northern New Jersey to southern Florida. U.S.G.S. Prof. Pap. 529-J. 40 pp.
- Morgan, L. E. and R. Chuenpagdee. 2003. Shifting gears: addressing the collateral impacts of fishing methods in U.S. waters. Island Press, Washington. 42 p.
- Mortensen, P. B. 2000. *Lophelia pertusa* in Norwegian waters: distribution, growth and associated fauna. Ph.D. Dissertation, University of Bergen, Department of Fisheries and Marine Biology.
- \_\_\_\_\_, L. Buhl-Mortensen, D.C. Gordon Jr., G. B. J. Fader, D. L. McKeown and D. G. Fenton. 2005. Effects of fisheries on deepwater gorgonian corals in the Northeast Channel, Nova Scotia. *In* Barnes, P. W. and J. P. Thomas (eds.). Benthic habitats and the effects of fishing. American Fisheries Society Symposium 41. Bethesda, MD.
- \_\_\_\_\_, and J. H. Fosså. 2006. Species diversity and spatial distribution of invertebrates on *Lophelia* reefs in Norway. Pages 1849-1868 *In*: Proceedings of the 10<sup>th</sup> International Coral Reef Symposium, Okinawa, Japan.
- \_\_\_\_\_, and H. T. Rapp. 1998. Oxygen and carbon isotope ratios related to growth line patterns in skeletons of *Lophelia pertusa* (L) (Anthozoa, Scleractinia): implications for determination of linear extension rates. *Sarsia* 83: 433-446.
- Mortimer, J. A. 1981. The feeding ecology of the West Caribbean green turtle (*Chelonia mydas*) in Nicaragua. *Biotropica* 13:49.
- Mortimer, J. A. 1982. Feeding ecology of sea turtles. *In*: Bjorndal, K. A. (ed.). Biology and Conservation of Sea Turtles. Smithsonian Institute Press, Washington, D.C.
- Myers, R. A. and G. Mertz. 1998. Reducing uncertainty in the biological basis of fisheries management by meta-analysis of data from many populations: A synthesis. *Fish. Res.* 37: 51-60.
- NOAA Fisheries Service. 2000. Smalltooth Sawfish Status Review. NOAA National Marine Fisheries Service, Southeast Regional Office. St. Petersburg, FL. 73 p.
- NOAA Fisheries Service. 2001. Stock assessments of loggerhead and leatherback sea turtles and an assessment of the impact of the pelagic longline fishery on the loggerhead and leatherback sea turtles of the Western North Atlantic. U.S. Department of Commerce, National Marine Fisheries Service, Miami, FL SEFSC Contribution PRD-00/01-08, Parts I-III and Appendices I-VI.
- NOAA Fisheries Service. 2004. Final programmatic supplemental groundfish environmental impact statement for Alaska groundfish fisheries. U.S. Department of Commerce, NOAA, NMFS, Alaska Region, Juneau.
- NOAA (National Oceanic and Atmospheric Administration). 2004a. Historical Highlights, 1950s. Available at: <http://www.nefs.noaa.gov/history/timeline/1950.html>
- NOAA (National Oceanic and Atmospheric Administration). 2004b. Historical Highlights, 1960s. Available at <http://nefs.noaa.gov/history/timeline/1960.html>

- NOAA (National Oceanic and Atmospheric Administration). 2004c. Baird's Legacy; Progress and Change 1947-1971. Available at <http://www.nefsc.noaa.gov/history/stories/legacy/1947-71.html>
- Nance, J. M. (Editor). 1998. Report to Congress. Southeastern United States Shrimp Trawl Bycatch Program. NOAA National Marine Fisheries Service, Southeast Fisheries Science Center Galveston Laboratory, 154 p.
- NRC (National Research Council). 2002. Effects of Trawling and Dredging on Seafloor Habitat: Phase 1. National Research Council, National Research Council Committee on Ecosystem Effects of Fishing. National Academies Press, Washington, DC.
- National Shrimp Festival. 2004. Shrimp Info. Available at: <http://www.gulf-shores-shrimp-festival.com/shrimp-info-recipes.html>
- Norman, J. R. and F. C. Fraser. 1938. Giant Fishes, Whales and Dolphins. W.W. Norton and Company, Inc, New York, NY. 361 pp.
- NPFMC (North Pacific Fishery Management Council). 2003. Stock assessment and fishery evaluation report for the groundfish resources of the Bering Sea/ Aleutian Islands region. North Pacific Fishery Management Council, Anchorage, AK.
- Ogren, L. H. 1989. Distribution of juvenile and subadult Kemp's ridley turtles: Preliminary results from the 1984-1987 surveys. *In*: C.W. Caillouet, Jr. and A. M. Landry, Jr. (eds.) Proceedings from the 1st Symposium on Kemp's ridley Sea Turtle Biology, Conservation, and Management. Sea Grant College Program, Galveston, TX. 116p.
- Otwell, W. S., J. Bellairs, and D. Sweat. 1984. Initial development of a deep sea crab fishery in the Gulf of Mexico. Fla. Sea Grant Coll. Rep. No. 61, 29p.
- Paredes, R. P. 1969. Introduccion al Estudio Biologico de *Chelonia mydas agassizi* en el Perfil de Pisco. M.S. Thesis, Universidad Nacional Federico Villareal, Lima, Peru.
- Paull, C. K., A. C. Neumann, B. A. am Ende, W. Ussler, III, and N. M. Rodriguez. 2000. Lithoherms on the Florida-Hatteras slope. *Marine Geology* 166: 83-101. Abstract.
- Perez-Farfante, I. 1977. American solenocerid shrimps of the genera *Hymenopenaeus*, *Halioporides*, *Pleoticus*, *Hadropenaeus* new genus, and *Mesopenaeus* new genus. *U.S. Fish. Bull.* 75:261-346.
- Perry, H. and K. Larsen. 2004. Picture Guide to Shelf Invertebrates of the Northern Gulf of Mexico. NOAA/NMFS. Available at: [http://www.gsmfc.org/seamap/picture\\_guide/main.htm](http://www.gsmfc.org/seamap/picture_guide/main.htm)
- Popenoe, P. and F. T. Manheim. 2001. Origin and history of the Charleston Bump-geological formations, currents, bottom conditions, and their relationship to wreckfish habitats on the Blake Plateau. Pages 43-93 *In*: G. R. Sedberry (ed.). Island in the Stream: oceanography and fisheries of the Charleston Bump. American Fisheries Society Symposium 25. American Fisheries Society, Bethesda, MD.
- Porter, J. W. 1976. Autotrophy, heterotrophy, and resource partitioning in Caribbean reef corals. *Amer Nat* 110: 731-742.

- Puglise, K. A., R. J. Brock, and J. J. McDonough. 2005. Identifying critical information needs and developing institutional partnerships to further the understanding of Atlantic deep-sea coral ecosystems. *In* Freiwald, A. and J. M. Roberts (eds). Cold-water corals and ecosystems. Springer-Verlag, Berlin.
- Reed, J. K. 1983. Nearshore and shelf-edge *Oculina* coral reefs: the effects of upwelling on coral growth and on the associated faunal communities. NOAA Symposium Series Undersea research 1:119-124.
- \_\_\_\_\_. 2002b. Comparison of deep-water coral reefs and lithoherms off southeastern U.S.A. *Hydrobiologia* 471: 57–69.
- Reed, J. K., S. A. Pomponi, D. Weaver, C. K. Paull, and A. E. Wright. 2005a. Deep-water sinkholes and bioherms of south Florida and the Pourtales Terrace-habitat and fauna. *Bulletin of Marine Science* 77: 267-296.
- Reed, J. K., A. Shepard, C. Koenig, K. Scanlon, and G. Gilmore. 2005b. Mapping, habitat characterization, and fish surveys of the deep-water *Oculina* coral reef Marine Protected Area: a review of historical and current research. Pages 443-465 *In*: Freiwald, A., and J. M. Roberts (eds.). Cold-water Corals and Ecosystems, Proceedings of Second International Symposium on Deep Sea Corals, Sept. 9-12, 2003, Erlangen, Germany, Springer-Verlag, Berlin Heidelberg.
- Reed, J. K., D. C. Weaver, and S. A. Pomponi. 2006. Habitat and fauna of deep-water *Lophelia pertusa* coral reefs off the southeastern U.S.: Blake Plateau, Straits of Florida, and Gulf of Mexico. *Bulletin of Marine Science* 78: 343–375.
- Rezak, R., T. J. Bright, and D. W. McGrail. 1985. Reefs and Banks of the Northwestern Gulf of Mexico. New York: John Wiley and Sons.
- Richer de Forges, B., J. A. Koslow, and G. C. B. Poore. 2000. Diversity and endemism of the benthic seamount fauna in the southwest Pacific. *Nature* 405:944-947.
- Risk, M. J., J. M. Heikoop, M. G. Snow, and R. Beukens. 2002. Lifespans and growth patterns of two deep-sea corals: *Primnoa resedaeformis* and *Desmophyllum cristagalli*. *Hydrobiologia* 471 (1-3): 125-131.
- Rogers, A. D. 1999. The biology of *Lophelia pertusa* (Linnaeus 1758) and other deep-water reef-forming corals and impacts from human activities. *International Review of Hydrobiology* 84: 315-406.
- Rogers, A. D. 2004. The biology, ecology and vulnerability of seamount communities. International Union for the Conservation of Nature and Natural Resources <http://www.iucn.org/themes/marine/pdf/AlexRogers-CBDCOP7-Seamounts-Complete.pdf>
- Ross, S. W. and M. S. Nizinski. 2007. State of the U.S. Deep Coral Ecosystems in the Southeastern United States Region: Cape Hatteras to the Florida Straits. NOAA Tech. Memo. NMFS-OPR-29. Silver Spring, MD.
- Ross, S. W. and A. M. Quattrini. 2007. The Fish Fauna Associated with Deep Coral Banks off the Southeastern United States. *Deep-sea Research I* 54:975-1007.

- Rothschild, B. J. 1986. Dynamics of marine fish populations. Harvard University Press, Cambridge, MA.
- Rylaarsdam, K.W. 1983. Life histories and abundance patterns of colonial corals on Jamaican reefs. *Mar Ecol Prog Ser* 13: 249-260.
- SAFMC (South Atlantic Fishery Management Council). 1988. Amendment 1 to the Snapper Grouper Fishery Management Plan. South Atlantic Fishery Management Council, 1 Southpark Cir., Suite 306, Charleston, S.C. 29407-4699.
- SAFMC (South Atlantic Fishery Management Council). 1990. Amendment 1 to the Fishery Management Plan for Coral and Coral Reefs, (Including Environmental Assessment, Regulatory Impact Review, and Initial Regulatory Flexibility Analysis). Gulf of Mexico Fishery Management Council, 5401 West Kennedy Boulevard, Suite 881, Tampa, Florida. 18 pp.
- SAFMC (South Atlantic Fishery Management Council). 1991a. Fishery Management Plan for the Shrimp Fishery of the South Atlantic Region. South Atlantic Fishery Management Council, 1 Southpark Cir., Suite 306, Charleston, S.C. 29407-4699. 184 p + appendices.
- SAFMC (South Atlantic Fishery Management Council). 1991b. Amendment 5 (Wreckfish) to the Snapper Grouper Fishery Management Plan. South Atlantic Fishery Management Council, 1 Southpark Cir., Suite 306, Charleston, S.C. 29407-4699.
- SAFMC (South Atlantic Fishery Management Council). 1995. Fishery Management Plan for the Golden Crab Fishery of the South Atlantic Region. South Atlantic Fishery Management Council, 1 Southpark Cir., Suite 306, Charleston, S.C. 29407. 239 pp.
- SAFMC (South Atlantic Fishery Management Council). 1996a. Amendment 1 to the Fishery Management Plan for the Shrimp Fishery of the South Atlantic Region (Rock Shrimp). South Atlantic Fishery Management Council, 1 Southpark Cir., Suite 306, Charleston, S.C. 29407-4699. 118 p + appendices.
- SAFMC (South Atlantic Fishery Management Council). 1996b. Amendment 2 (Bycatch Reduction) to the Fishery Management Plan for the Shrimp Fishery of the South Atlantic Region. South Atlantic Fishery Management Council, 1 Southpark Cir., Suite 306, Charleston, S.C. 29407-4699. 108p + appendices.
- SAFMC (South Atlantic Fishery Management Council). 1997. Framework Seasonal Adjustment #1. Fishery Management Plan for the Golden Crab Fishery of the South Atlantic Region. South Atlantic Fishery Management Council, 1 Southpark Cir., Suite 306, Charleston, S.C. 29407-4699.
- SAFMC (South Atlantic Fishery Management Council). 1998a. Habitat Plan for the South Atlantic Region. South Atlantic Fishery Management Council, 1 Southpark Cir., Ste 306, Charleston, S.C. 29407-4699
- SAFMC (South Atlantic Fishery Management Council). 1998b. Comprehensive Amendment Addressing Essential Fish Habitat in Fishery Management Plans of the South Atlantic Region. South Atlantic Fishery Management Council, 1 Southpark Cir., Suite 306, Charleston, S.C. 29407-4699.

- SAFMC (South Atlantic Fishery Management Council). 1998c. Comprehensive Amendment Addressing Sustainable Fishery Act Definitions and Other Required Provisions in Fishery Management Plans of the South Atlantic Region. South Atlantic Fishery Management Council, 1 Southpark Cir., Suite 306, Charleston, S.C. 29407-4699. 151 pp.
- SAFMC (South Atlantic Fishery Management Council). 2000. Amendment 3 to the Fishery Management Plan for the Golden Crab Fishery of the South Atlantic Region. South Atlantic Fishery Management Council, 1 Southpark Cir., Suite 306, Charleston, S.C. 29407-4699.
- SAFMC (South Atlantic Fishery Management Council). 2002a. Amendment 5 to the Fishery Management Plan for the Shrimp Fishery of the South Atlantic Region (Rock Shrimp). South Atlantic Fishery Management Council, 1 Southpark Cir., Suite 306, Charleston, S.C. 29407-4699. 139 p + appendices.
- SAFMC (South Atlantic Fishery Management Council). 2002b. Fishery Management Plan for Pelagic *Sargassum* Habitat. South Atlantic Fishery Management Council, 1 Southpark Cir., Suite 306, Charleston, S.C. 29407-4699. 228 p.
- SAFMC (South Atlantic Fishery Management Council). 2003a. Fishery Management Plan for the Dolphin and Wahoo Fishery of the Atlantic. South Atlantic Fishery Management Council, 1 Southpark Cir., Suite 306, Charleston, S.C. 29407-4699.
- SAFMC (South Atlantic Fishery Management Council). 2003b. Fishery Management Plan for the Dolphin and Wahoo Fishery of the Atlantic. South Atlantic Fishery Management Council, 1 Southpark Cir., Suite 306, Charleston, S.C. 29407-4699.
- SAFMC (South Atlantic Fishery Management Council). 2005. Amendment 6 to the Fishery Management Plan for the Shrimp Fishery of the South Atlantic Region. South Atlantic Fishery Management Council, 1 Southpark Cir., Suite 306, Charleston, S.C. 29407-4699. 256p + appendices.
- SAFMC (South Atlantic Fishery Management Council). 2007. Amendment 14 to the Snapper Grouper Fishery Management Plan. South Atlantic Fishery Management Council, 4055 Faber Place Drive, Suite 201; North Charleston, SC 29405.
- SAFMC (South Atlantic Fishery Management Council). 2009. Snapper Grouper Amendment 16. South Atlantic Fishery Management Council, 4055 Faber Place Drive, Suite 201, North Charleston, SC 29405.
- SAFMC (South Atlantic Fishery Management Council). 2008. Amendment 7 to the Fishery Management Plan for the Shrimp Fishery of the South Atlantic Region. South Atlantic Fishery Management Council, , 4055 Faber Place Drive, Suite 201, North Charleston, SC 29405. 186 pp.
- SAFMC (South Atlantic Fishery Management Council). 2009a. Snapper Grouper Amendment 15B. South Atlantic Fishery Management Council, 4055 Faber Place Drive, Suite 201, North Charleston, SC 29405.
- SAFMC (South Atlantic Fishery Management Council). 2009b. Fishery Ecosystem Plan For the South Atlantic Region, Volumes I-V. South Atlantic Fishery Management Council, 4055 Faber Place Drive, Suite 201, North Charleston, SC 29405. 3,000 pp.

- SAFMC (South Atlantic Fishery Management Council). 2009c. Comprehensive Ecosystem-Based Amendment 1. South Atlantic Fishery Management Council, 4055 Faber Place Drive, Suite 201, North Charleston, SC 29405.
- SAFMC (South Atlantic Fishery Management Council). In prep. Snapper Grouper Amendment 17. South Atlantic Fishery Management Council, 4055 Faber Place Drive, Suite 201, North Charleston, SC 29405.
- SAFMC (South Atlantic Fishery Management Council). In prep. Comprehensive Annual Catch Limits (ACL) Amendment. South Atlantic Fishery Management Council, 4055 Faber Place Drive, Suite 201, North Charleston, SC 29405.
- Sammarco, P. W. 1980. *Diadema* and its relationship to coral spat mortality: grazing, competition, and biological disturbance. *Journal of Experimental Marine Biology and Ecology* 45:245-272.
- Sanchirico, J. N., K. A. Cochran, and P. M. Emerson. 2002. Marine protected areas: economic and social implications. *Resources for the Future, Discussion Paper 02-26*, Washington, D.C.
- Scelzo, M. A. and E. E. Boschi. 1975. Cultivo del langostino *Hymenopenaeus muelleri* (Crustacea, Decapoda, Penaeidae). *Physis, Secc. A*, 34: 193-197.
- Schroeder, W. C. 1959. The lobster *Homarus americanus*, and the red crab, *Geryon quinquedenes*, in the offshore waters of the western North Atlantic. *Deep-Sea Research* 5: 266-279.
- Schwartz, F. J. 2003. Bilateral asymmetry in the rostrum of the smalltooth sawfish, *Pristis pectinata* (pristiformes: family pristidae). *Journal of North Carolina Academy of Science*, 119:41-47.
- Sea Grant Louisiana. 2006. Rock Shrimp. *Lagniappe* Vol.30, No.9
- Shaver, D. J. 1991. Feeding ecology of wild and head-started Kemp's ridley sea turtles in south Texas waters. *Journal of Herpetology*, 25:327.
- Sherwood, O. A., D. B. Scott, M. J. Risk, and T. P. Guilderson. 2005. Radiocarbon evidence for annual growth rings in the deep-sea octocoral *Primnoa resedaeformis*. *Marine Ecology Progress Series* 301: 129-134.
- Shrimp Lady (Accessed 2007). Available at: <http://www.shrimplady.com/default.htm>
- Simpfendorfer, C. A. 2001. Essential habitat of the smalltooth sawfish, *Pristis pectinata*. Report to the National Fisheries Service's Protected Resources Division. Mote Marine Laboratory Technical Report (786) 21pp.
- Simpfendorfer, C. A. and T. R. Wiley. 2004. Determination of the distribution of Florida's remnant sawfish population, and identification of areas critical to their conservation. Mote Marine Laboratory Technical Report, July 2, 2004 37 pp.
- Soma, M. 1985. Radio biotelemetry system applied to migratory study of turtle. *Journal of the Faculty of Marine Science and Technology, Tokai University, Japan*, 21:47.
- Soong, K. and J. C. Lang. 1992. Reproductive integration in coral reefs. *Biol. Bull.* 183: 418-431.

- Squires, D. F. 1959. Deep sea corals collected by the Lamont Geological Observatory. I. Atlantic corals. *American Museum Novitates* No. 1965:1-42.
- Standora, E. A., J. R. Spotila, J. A. Keinath, and C. R. Shoop. 1984. Body temperatures, diving cycles, and movements of a subadult leatherback turtle, *Dermochelys coriacea*. *Herpetologica*, 40:169.
- Stiles, M. L., E. Harrould-Kolieb, P. Faure, H. Ylitalo-Ward and M. F. Hirshfield. 2007. Deep Sea Trawl Fisheries of the Southeast US and Gulf of Mexico: Rock shrimp, Royal red shrimp, Calico scallops. *Oceana*. Washington, DC.
- Szmant, A. M. and M. Miller. 2006. Settlement preferences and post-settlement mortality of laboratory cultured and settled larvae of the Caribbean hermatypic corals *Montastraea faveolata* and *Acropora palmata* in the Florida Keys, USA. *Proceedings of the 10th International Coral Reef Symposium*.
- Thayer, G. W., K. A. Bjorndal, J. C. Ogden, S. L. Williams, and J. C. Zieman. 1984. Role of large herbivores in seagrass communities. *Estuaries*, 7:351.
- Van Dam, R. and C. Diéz. 1998. Home range of immature hawksbill turtles (*Eretmochelys imbricata*) at two Caribbean islands. *Journal of Experimental Marine Biology and Ecology* 220(1):15-24.
- Van Dover, C.L., P. Aharonb, J. M. Bernhardt, E. Caylord, M. Doerriesa, W. Flickingera, W. Gilhooly, S. K. Goffredie, K. E. Knicka, S. A. Mackod, S. Rapoport, E. C. Raulfsa, C. Ruppelf, J. L. Salernoa, R. D. Seitzg, B. K. Sen Gupta, T. Shanki, M. Turnipseeda and R. Vrijenhoeke. 2003. Blake Ridge methane seeps: characterization of a soft-sediment, chemosynthetically based ecosystem. *Deep Sea Research Part I : Oceanographic Research Papers* 50(2) :281-300.
- Walker, T. A. 1994. Post-hatchling dispersal of sea turtles. p. 79. *In: Proceedings of the Australian Marine Turtle Conservation Workshop, Queensland Australia*.
- Waring, G. T., D. L. Palka, P. J. Clapham, S. Swartz, M. Rossman, T. Cole, K. D. Bisack, and L. J. Hansen. 1998. U.S. Atlantic Marine Mammal Stock Assessments. NOAA NOAA Technical Memorandum NMFS-NEFSC. Northeast Fisheries Science Center, Woods Hole, Massachusetts 02543-1026. December.
- Waring, G. T., J. M. Quintal, and C. P. Fairfield (eds). 2002. U.S. Atlantic and Gulf of Mexico Marine Mammal Stock Assessments - 2002. NOAA Technical Memorandum NMFS-NE-169. Northeast Fisheries Science Center, Woods Hole, Massachusetts 02543-1026. September.
- Weaver, D. C. and G. R. Sedberry. 2001. Trophic subsidies at the Charleston Bump: food web structure of reef fishes on the continental slope of the southeastern United States. P. 137-152 *In: Sedberry, G.R. (ed.). Island in the Stream: oceanography and fisheries of the Charleston Bump. American Fisheries Society Symposium 25. American Fisheries Society, Bethesda, MD.*
- Wenner, E. L., G. F. Ulrich, and J. B. Wise. 1987. Exploration for the golden crab, *Geryon fenneri*, in the south Atlantic Bight: distribution, population structure, and gear assessment. *Fishery Bulletin* 85: 547-560.



- Wenner, E. L. and C. A. Barans. 1990. *In situ* estimates of golden crab, *Chaceon fenneri*, from habitats on the continental slope, southeast U.S. *Bulletin of Marine Science* 46(3): 723-734.
- Wenner, E. L. and C. A. Barans. 2001. Benthic habitats and associated fauna of the upper- and middle-continental slope near the Charleston Bump. Pages 161-178 *In: Sedberry, G. R. (ed.). Island in the Stream: oceanography and fisheries of the Charleston Bump. American Fisheries Society Symposium 25. Bethesda, MD.*
- Whitaker, D. L. 1982. Notes on biology of the rock shrimp off South Carolina. Presented at the joint Southeastern Estuarine Research Society/Gulf Estuarine Research Society meeting, Nov. 12, 1982. 14 p.
- White, D. B., D. M. Wyanski, and G. R. Sedberry. 1998. Age, growth, and reproductive biology of the blackbelly rosefish from the Carolinas, USA. *J. Fish Biol.* 53(6):1274-1291.
- Wigley, R. L., R. B. Theroux, and H. E. Murray. 1975. Deep sea red crab, *Geryon quinquedens*, survey off northeastern United States. *Mar. Fish. Rev.* 37(8):1-27.
- Williams, E. H. and L. Bunkley-Williams. 1990. The world-wide coral reef bleaching cycle and related sources of coral mortality. *Atoll Research Bulletin* 335: 1-71.
- Williams, B., M. J. Risk, S. W. Ross, and K. J. Sulak. 2006. Deep-water Antipatharians: proxies of environmental change. *Geology* 34(9): 773-776.
- Williams, B., M. J. Risk, S. W. Ross, K. J. Sulak. In press. Stable isotope records from deep-water antipatharians: 400-year records from the south-eastern coast of the United States of America. *Bulletin of Marine Science*.
- Wilson, J. B. 1979. "Patch" development of the deep-water coral *Lophelia pertusa* (L.) on Rockall Bank. *Journal of the Marine Biological Association of the United Kingdom* 59:165-177.
- Witzell, W. N. 2002. Immature Atlantic loggerhead turtles (*Caretta caretta*): suggested changes to the life history model. *Herpetological Review* 33(4):266-269.
- WWF (World Wildlife Fund). 2006. Policy proposals and operational guidance for ecosystem-based management of marine capture fisheries. WWF International, Gland, Switzerland, 80pp.

## 12 Index

*Acropora*, 3-23, 3-27, 3-28, 4-19, 4-41, 4-51, 4-57, 2, 15  
Actions and Alternatives, 2-1  
Administrative Effects, viii, ix, xi, 4-36, 4-42, 4-54, 4-63, 7-4  
Affected Environment, 3-1  
Allowable Golden Crab Fishing Areas, xxvi, xxx, xxxi, xxxii, 1-4, 2-11, 2-15, 2-16, 2-17, 2-19, 4-32, 4-51, 4-57, 5-5, 6-4, 7-2  
*Anthomastus agassizi*, 3-12  
Biological Effects, viii, ix, xi, xxiv, xxviii, xxix, xxx, 4-2, 4-40, 4-49, 4-56, 7-1  
Black corals, 3-10  
BRD, 3-38, 3-42, 4-85  
bycatch, 1-7, 1-9, 3-22, 3-26, 4-85, 4-95, 4-97, 4-101, 4-102, 4-107, 4-108, 4-109, 4-110, 4-111  
*Bycatch Practicability Analysis*, 4-101  
*Chaceon fenneri*, xv, 1-2, 3-5, 3-13, 3-14, 3-15, 4-76, 7, 16  
CHAPC, v, vii, viii, xiii, xv, xvi, xx, xxi, xxii, xxiii, xxiv, xxvi, xxvii, xxviii, xxix, xxx, xxxi, 1-1, 1-2, 1-3, 1-10, 2-1, 2-2, 2-4, 2-5, 2-6, 2-9, 2-10, 2-11, 2-12, 2-14, 2-15, 2-17, 2-18, 2-19, 3-2, 4-1, 4-3, 4-5, 4-6, 4-9, 4-10, 4-11, 4-13, 4-14, 4-15, 4-17, 4-18, 4-19, 4-21, 4-23, 4-26, 4-27, 4-29, 4-31, 4-32, 4-34, 4-36, 4-37, 4-38, 4-40, 4-41, 4-42, 4-44, 4-49, 4-50, 4-51, 4-54, 4-56, 4-58, 4-62, 4-63, 4-64, 4-85, 4-86, 4-100, 4-102, 4-103, 4-109, 4-110, 4-112, 4-113, 4-115, 5-1, 5-2, 5-3, 5-4, 6-2, 6-4, 6-5, 6-6, 7-1, 7-3, 7-4  
*Chrysogorgia squamata*, 3-12  
*Clavularia modesta*, 3-12  
Comparison of Alternatives, vii, 2-3, 2-10, 2-15, 2-17  
*Cumulative Effects*, i, ix, 4-83, 4  
Deepwater Corals, vii, 3-7  
Deepwater Shrimp, vii, viii, 2-1, 3-16, 3-38, 3-43, 4-42, 10-1

Economic Effects, viii, ix, xi, xxvi, xxviii, xxix, xxxi, 4-19, 4-41, 4-51, 4-57, 7-2  
EFH, i, iii, v, ix, xiii, xiv, xvi, xix, xxiv, xxv, 1-1, 1-4, 1-5, 1-7, 1-10, 2-4, 2-7, 3-2, 3-5, 3-6, 3-7, 4-2, 4-5, 4-37, 4-65, 4-66, 4-67, 4-68, 4-69, 4-70, 4-71, 4-72, 4-73, 4-74, 4-75, 4-76, 4-77, 4-78, 4-79, 4-80, 4-81, 4-82, 4-84, 4-85, 4-95, 4-96, 4-113, 5-3, 6-5, 7-1, 7-2, 9-1  
elkhorn, 3-23, 3-27, 3-28  
Endangered Species, i, vii, x, xi, 2-7, 3-22, 3-27, 4-98, 4-114, 8-2  
Environmental Consequences, 4-1  
essential fish habitat, v, xxiv, 1-9, 4-37, 7-1  
Fishery Impact Statement, 7-1  
*Gerardia* spp., 3-10  
golden crab, iii, v, xiii, xv, xvii, xix, xxiv, xxvi, xxvii, xxviii, xxix, xxx, xxxi, xxxii, 1-1, 1-2, 1-3, 1-8, 1-9, 1-10, 2-4, 2-5, 2-8, 2-10, 2-15, 2-16, 2-17, 2-18, 2-19, 2-20, 3-13, 3-14, 3-15, 3-16, 3-28, 3-31, 3-32, 3-33, 3-35, 3-36, 3-37, 3-47, 4-2, 4-19, 4-20, 4-21, 4-23, 4-32, 4-36, 4-37, 4-43, 4-47, 4-48, 4-49, 4-50, 4-51, 4-53, 4-54, 4-55, 4-56, 4-57, 4-58, 4-61, 4-62, 4-63, 4-76, 4-77, 4-84, 4-85, 4-87, 4-89, 4-90, 4-92, 4-93, 4-94, 4-95, 4-96, 4-98, 4-99, 4-100, 4-102, 4-103, 4-108, 4-109, 4-110, 4-111, 4-112, 4-113, 4-114, 4-115, 5-1, 5-2, 5-3, 5-4, 5-5, 5-6, 6-2, 6-3, 6-4, 6-5, 6-6, 6-7, 7-1, 7-2, 7-3, 7-4, 7-5, 8-3, 8-5, 8-7, 7, 8, 16  
Golden Crab, iii, v, vii, viii, ix, x, xv, xvi, xvii, xix, xx, xxiii, xxiv, xxvi, xxvii, xxix, xxx, xxxi, xxxii, xxxiii, xxxiv, xxxv, xxxvi, 1-1, 1-2, 1-3, 1-5, 1-6, 1-8, 1-9, 2-1, 2-6, 2-11, 2-12, 2-14, 2-15, 2-16, 2-17, 2-18, 2-19, 2-20, 3-12, 3-13, 3-31, 3-33, 3-36, 3-47, 4-1, 4-32, 4-36, 4-44, 4-45, 4-46, 4-47, 4-48, 4-49, 4-50, 4-51, 4-53, 4-54, 4-55, 4-56, 4-57, 4-58, 4-61, 4-62, 4-76, 4-77, 4-85, 4-89, 4-90,

4-92, 4-93, 4-94, 4-96, 4-108, 4-112, 4-113, 5-1, 5-2, 5-3, 5-4, 5-5, 5-6, 6-2, 6-4, 6-5, 6-6, 6-7, 7-1, 7-2, 7-3, 8-6, 10-1, 13

*Habitat, 3-1*

Habitat Area of Particular Concern, i, xv, 1-7, 1-10, 4-7, 4-74

HAPC, i, iii, xiii, xiv, xxv, 1-4, 1-5, 1-7, 1-10, 2-4, 3-19, 3-40, 4-1, 4-5, 4-26, 4-65, 4-72, 4-73, 4-74, 4-75, 4-76, 4-78, 4-79, 4-80, 4-81, 4-82, 4-84, 4-85, 4-95, 4-96, 4-113, 5-3, 7-2

*History of Management, 1-6*

*Human Environment, 3-31*

Initial Regulatory Flexibility Analysis, 6-1

*Keratoisis* spp., 3-10, 3-11

*Kophobelemnon sertum*, 3-12

*L. pertusa*, 3-2, 3-8, 3-9, 3-10

lace corals, 1-2, 3-12

*Leiopathes* spp., 3-10

*Lophelia*, xiii, xx, xxi, xxv, 2-1, 2-2, 2-4, 2-6, 3-1, 3-2, 3-3, 3-4, 3-5, 3-8, 3-10, 3-11, 3-12, 3-14, 4-1, 4-3, 4-5, 4-6, 4-8, 4-11, 4-102, 4-103, 5-2, 6-4, 7-1, 3, 4, 5, 6, 7, 10, 12, 17

***Lophelia pertusa***, xx, 3-2, 3-8, 3-10, 3-11, 4-3, 3, 5, 6, 7, 10, 12, 17

*Management Objectives, 1-5*

*Monitoring and Mitigation Measures, 4-115*

National Environmental Policy Act, ii, xi, 4-83, 8-6, 4

NEPA, ii, 4-83, 7-4, 8-5, 8-6, 9-1

*Pleoticus robustus*, xv, **3-21, 3-22**

*Purpose and Need, 1-1*

Regulatory Impact Review, 5-1

rock shrimp, xiii, xv, xxii, xxviii, 1-3, 1-7, 2-5, 2-9, 2-11, 3-16, 3-17, 3-18, 3-19, 3-20, **3-22**, 3-38, 3-39, 3-40, 3-41, 3-42, 3-43, 3-45, 3-46, 3-47, 4-21, 4-24, 4-30, 4-37, 4-38, 4-40, 4-41, 4-42, 4-58, 4-71, 4-73, 4-84, 4-85, 4-86, 4-87, 4-89, 4-91, 4-92, 4-95, 4-96, 4-97, 4-102, 4-107, 4-108, 4-110, 5-3, 6-3, 6-5, 6-6, 8-5, 4, 8, 16

Rock shrimp, xv, xvi, xxviii, 3-16, 3-17, 3-18, 3-19, **3-22**, 3-39, 3-46, 4-30, 4-31, 4-89, 4-94, 4-108, 15

Royal red shrimp, xiii, xv, xvi, **3-21**, 3-38, 3-39, 3-43, 3-44, 4-25, 4-29, 4-30, 4-40, 4-90, 4-91, 4-94, 15

**Royal Red Shrimp, 3-21**, 3-38, 3-43, 4-23, 4-107, 2, 3, 5

Shrimp Fishery Access Area, iii, v, vii, viii, xv, xvi, xvii, xix, xxii, xxiii, xxvi, xxviii, xxix, xxx, xxxiii, xxxiv, xxxvi, 1-3, 2-5, 2-9, 2-10, 2-11, 2-12, 2-13, 2-15, 4-1, 4-29, 4-38, 4-39, 4-40, 4-41, 4-42, 4-44, 4-50, 4-53, 4-55, 4-85, 4-108, 4-110, 4-112, 4-114, 5-1, 5-3, 6-2, 6-4, 6-5, 6-6, 6-7, 7-1, 7-3

smalltooth sawfish, 3-22, 3-26, 3-27, 4-19, 4-40, 4-51, 4-57, 4-99, 2, 15

Social and Cultural Environment, 3-47

Social Effects, viii, ix, x, xi, xxvii, xxviii, xxx, xxxii, 4-36, 4-41, 4-54, 4-62, 4-111, 7-3

Species Most Impacted by this Amendment, 3-7

staghorn, 3-23, 3-27, 3-28

Summary, xix

*Thourella bipinnata*, 3-12

*Unavoidable Adverse Effects, 4-112*

vessel monitoring, iii, v, vii, ix, xx, xxii, xxiv, xxx, 1-2, 1-3, 2-9, 2-16, 2-17, 4-24, 4-38, 4-40, 4-56, 4-57, 4-58, 4-61, 4-62, 4-63, 4-85, 4-109, 4-110, 4-113, 4-114, 5-2, 5-3, 6-2, 6-5, 6-7, 7-2

wreckfish, xix, xxi, xxv, xxvii, 1-1, 1-2, 2-1, 2-4, 2-6, 3-3, 3-6, 3-14, 4-1, 4-2, 4-5, 4-8, 4-9, 4-11, 4-19, 4-32, 4-33, 4-38, 4-73, 4-74, 4-102, 4-103, 4-105, 4-108, 4-109, 4-111, 5-2, 5-3, 11

## **Appendix A. Alternatives Considered but Eliminated from Analysis**

## Appendix B. Golden Crab AP Catch Shares Report

# Golden Crab AP Catch Shares Report

August 25, 2009  
Charleston, SC

### Attendees:

David Cupka (Council Member and Golden Crab Committee Chair)  
Bill Whipple (AP member)  
Howard Rau (AP member)  
Randy Manchester (AP member)  
Glenn Ulrich (AP member)  
Nuno Almeida (Golden Crab Fisherman)  
Kate Quigley (SAFMC staff)  
Gregg Waugh (SAFMC staff)

## WORKING DOCUMENT

### Program Goals:

- Enable the crab fishery to fulfill its potential to deliver high quality live crab anywhere in the world.

### Program Objectives:

1. Develop catch share management that provides flexibility such that boat repairs and illness do not interrupt the ability of fishermen to make a living.
2. Allow for permit stacking on one vessel to maximize efficiency and enable fishing more than one zone in a trip.
3. Allow fishermen the ability to sell portions of their harvest privileges via catch shares.
4. Allow for increased stewardship opportunities for fishermen to protect corals by allowing for ownership of catch share privileges.
5. Provide protection for historical participation and traditional fishing grounds by implementing a catch share program that relies on catch history for initial allocation and prevents fishermen exceeding the TAC.

### Eligibility for Initial Allocation

**Option 1:** Any person holding a current permit as of implementation date (yet unspecified) in any zone is eligible for initial allocation. Eligibility is based on vessel logbook data and varies based on initial allocation formula. Catch history is based on currently permitted vessels as of September 2009.

### Vessel Catch History Initial Allocation

The following possible initial allocation formulas were developed and analyzed:

**Option 1:** 2002-2008 aggregate catch history by vessel

**Option 2:** 1995-2008 aggregate catch history by vessel

**Option 3:** 1998-2008 aggregate catch history by vessel. Vessels with below 5% initial allocation receive an extra 2% per vessel excluding those receiving greater than 30% initial allocation on vessels combined. Extra 2% comes out of highest share holder. Must have 25,000 pounds aggregate to receive bonus.

**Option 4:** 1998-2008 catch history by vessel **and** must have catch history since 1998. Vessels below 5% initial allocation receive an extra 5% per vessel excluding those receiving greater than 30% initial allocation on vessels combined. Extra 5% comes out of highest share holder. Must have 25,000 pounds aggregate to receive bonus.

**Option 5:** 2006-2008 catch history by vessel. Vessels fishing between 2007 and 2009 that get less than 10% initial allocation receive an additional 7% per vessel excluding those that receive greater than 20% initial allocation on vessels combined. Extra 7% comes out of highest share holder. Must have 50,000 pounds aggregate to receive bonus.

**Option 6:** 2006-2008 catch history by vessel. If vessels fished in the last 5 years and received less than 20% initial allocation, each vessel owner receives an additional 5% excluding those that receive greater than 20% initial allocation on vessels combined. Extra 5% comes out of highest share holder. Must have 50,000 pounds aggregate to receive bonus.

**Option 7:** 50% catch history + 50% equal allocation

- Sub-option 1: 1995-2008
  - 1a: Must have 25,000 pounds aggregate to receive equal allocation portion.
  - 1c: Must have 50,000 pounds aggregate to receive allocation portion.
- Sub-option 2: 2005-2008
  - 1a: Must have 25,000 pounds aggregate to receive allocation portion.
  - 1b: Must have 50,000 pounds aggregate to receive allocation portion.
- Sub-option 3: 2002-2008, 50,000, 25,000
  - 1a: Must have 25,000 pounds aggregate to receive allocation portion.
  - 1b: Must have 50,000 pounds aggregate to receive allocation portion.

**Option 8:** 75% catch history + 25% equal allocation

- Sub-option 1: 1995-2008
  - 1a: Must have 25,000 pounds aggregate to receive allocation portion.
  - 1b: Must have 50,000 pounds aggregate to receive allocation portion.
- Sub-option 2: 2005-2008
  - 1a: Must have 25,000 pounds aggregate to receive allocation portion.
  - 1b: Must have 50,000 pounds aggregate to receive allocation portion.
- Sub-option 3: 2002-2008, 50,000, 25,000
  - 1a: Must have 25,000 pounds aggregate to receive allocation portion.
  - 1b: Must have 50,000 pounds aggregate to receive allocation portion.

**Option 9:** Equal allocation of the TAC

- Sub-option 1: 11 vessel owners
- Sub-option 2: 4 active vessels

**Option 10:** Best 3 years averaged

- Sub-option 1: 1995-2008
  - 1a: Must have 25,000 pounds aggregate to receive allocation portion.
  - 1b: Must have 50,000 pounds aggregate to receive allocation portion.
- Sub-option 2: 2005-2008
  - 1a: Must have 25,000 pounds aggregate to receive allocation portion.
  - 1b: Must have 50,000 pounds aggregate to receive allocation portion.
- Sub-option 3: 2002-2008, 50,000, 25,000
  - 1a: Must have 25,000 pounds aggregate to receive allocation portion.
  - 1b: Must have 50,000 pounds aggregate to receive allocation portion.

\*Disadvantages of using vessel catch history – individuals that own two active permits and one vessel, would suffer under vessel catch history allocation.

\*Disadvantages of using permit catch history – some individuals lease permits but use their own vessel. Using permit catch history, they would not be included in the initial allocation

\*Disadvantages of no allocation for latent permits – Individuals with inactive permits receive nothing for their permit even though they made an investment in the fishery

\*Advantages of no allocation for latent permits – Active vessels receive more than if latent permits are included, which would enable active participants to continue fishing if the ACL is low.

**Permit Catch History Initial Allocation**

\*Permit catch history data has been requested and will be available by December.

**Eligibility for Harvest**

**Preferred Option 1:** Any person holding a current (as in paid fees) permit in any zone is eligible to participate in the golden crab catch share program. New entrants to the fishery must purchase annual pounds and purchase or lease a permit. There are 11 permits in the fishery and to obtain a permit, someone would have to purchase or lease one of the 11 permits.

**Appeals Process**

**Preferred Option 1:** 1-2% of TAC will be set aside for the appeals process. If set aside is not used, it will be returned back to the overall quota pool and will be redistributed based on the original initial allocation to all share holders. The NMFS Regional Administrator would administer the appeals process. The process will be conducted 90 days after initial allocation and before the bonus is distributed. There will be no hardship clause and the appeals process will rely upon trip tickets to establish additional landings.

**Program Duration**

**Preferred Option 1:** The program will exist in perpetuity unless modified by the SAFMC.

**Program review**

**Preferred Option 1:** Perform review every 5-7 years. The program reviews would coincide (one year post) with stock assessments, if possible, so that changes to the program in response to the stock assessment can occur.

**Transferability**

**Preferred Option 1:** Program allows for all or a portion of permanent (quota share) and temporary (annual pounds) sale of quota among all permit holders and those leasing a permit.

**Quota Share Ownership Caps**

**Option 1.** Cap on ownership of quota share where the maximum percentage (quota share) initially allocated would serve as the ownership cap.

**Option 2.** 55%

**Option 3.** 65%

**Option 4.** 75%

**Option 5.** Cap on ownership of quota share that is lower than the amount initially allocated to the highest quota share holder

Sub-option A. 55%

Sub-option B. 65%

Sub-option C. 75%

**Use It or Lose It**

**Preferred Option 1:** Permit owner or person leasing a permit must have used at least 10% of an individual’s quota share for one year (fished, quota share sale, or sale of annual lbs) on a cumulative basis during a two year period using a running average.

**Cost Recovery**

As defined by the MSA

\*NMFS cost estimates requested.

**Boat Length Limit**

**Option 1:** Leave boat length limit rule.

**Preferred Option 2:** Eliminate boat length limit rule in the middle and southern zones.



Rationale: Greater length is sometimes needed after implementation of the RSW system. A larger boat is more efficient. However, the vessel length is somewhat limited by the catch shares and the quota share ownership cap.

### **Zone Issues**

**Preferred Option 1:** Participants can use quota in any zone for which they possess a permit.

**Preferred Option 2:** Eliminate box in southern zone originally established to protect against very large vessels.

Note: not mutually exclusive. The GC AP has an interest in both occurring.

Rationale: Eliminating the box would allow vessels over 65 feet to participate in that area. Very little fishing has occurred in the Southern Zone, perhaps because of the box, for some time and it is seen as no longer necessary in that the problem that created this solution (implementation of the box) no longer exists. If you are smaller than 65 feet and have a permit in the Southern Zone, you are restricted to fishing in the box and cannot fish outside the box.

### **Permit Stacking**

**Preferred Option 1:** Allow for stacking of up to three permits on one vessel so that any zones for which the vessel has a permit can be fished in one trip.

### **Monitoring**

**Option 1:** Phase in additional monitoring as necessary based on the economic capacity of the fishery. Explore real-time reporting via electronic monitoring (recording trip ticket and logbook data on a website upon landing).

Note: There may be a discrepancy between logbook landings and trip ticket if, during shipping, there is shrinkage (5-10%) and any such comparison between logbooks and trip tickets would need to account for this.

### **Enforcement**

**Option 1:** Consider requiring hail in (at least 3 hrs ahead of time whereby a message could be left or texted in excess of 3 hours) when landing with location and time or other information deemed necessary by enforcement. The specific hours of landing and departing are difficult to identify due to weather, tides, and nature of the Gulf Stream. Because the crabs are brought in live, time is of the essence. In order to maintain a quality product, landings need to occur immediately upon arrival at the dock. Also, renewing re-circulating seawater is not always an option near shore where water is murky and of low salinity. Therefore, landings need to occur at any time during 24 hrs. Work with law enforcement to determine specifics.

### **New Entrants**

**Option 1:** Set aside some amount of annual pounds for new entrants when quota is:

- ❖ released as a part of a violation

- ❖ lost quota (use it or lose it provision); and
- ❖ when the TAC exceeds 3 million pounds

Note: Look into what new entrant programs have been implemented in other catch shares programs.

### **Banking and Borrowing**

**Preferred Option 1:** 20,000 lbs borrowing allowance each year (Check with Monica – Is there a problem with this given ACLs and AMs?)

**Preferred Option 2:** 20,000 lbs banking allowance each year