

*Science, Service, Stewardship*



# **Southeast Fisheries Science Center SAFMC Update – March 2012 Mackerel Committee**

**Prepared by:  
B. Ponwith, T. Jamir, S. Turner & V. Matter**

**May 15, 2012**

# **NOAA FISHERIES SERVICE**

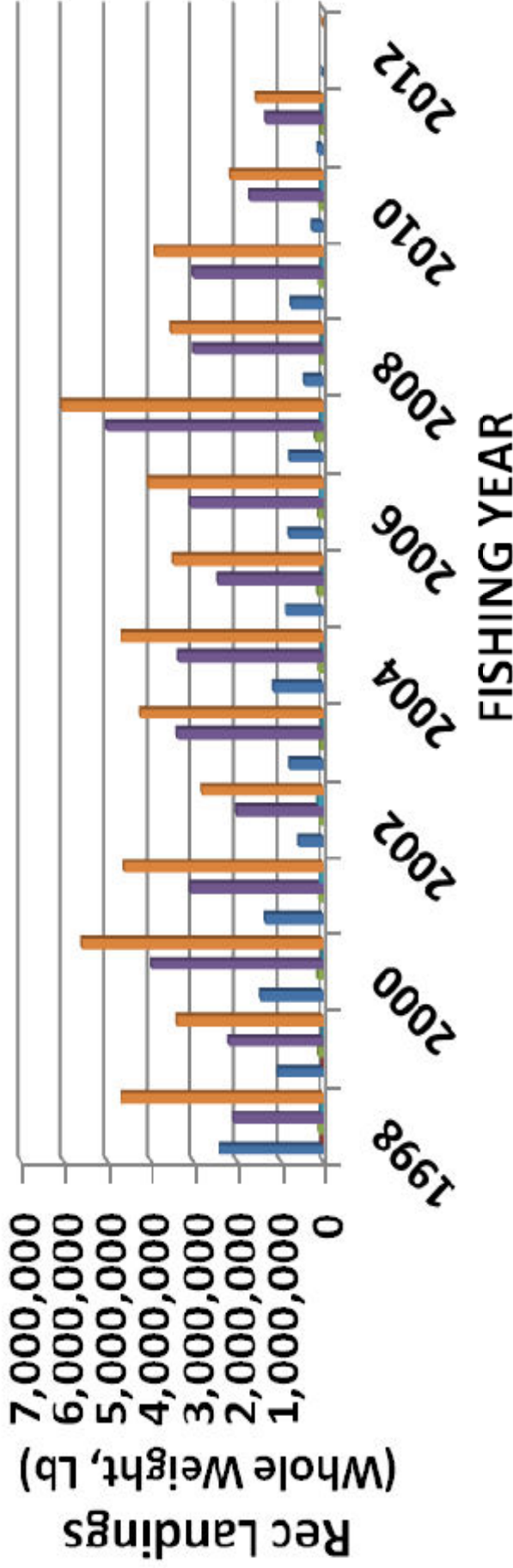


## King Mackerel Rec Landings\* (whole weight, lb)

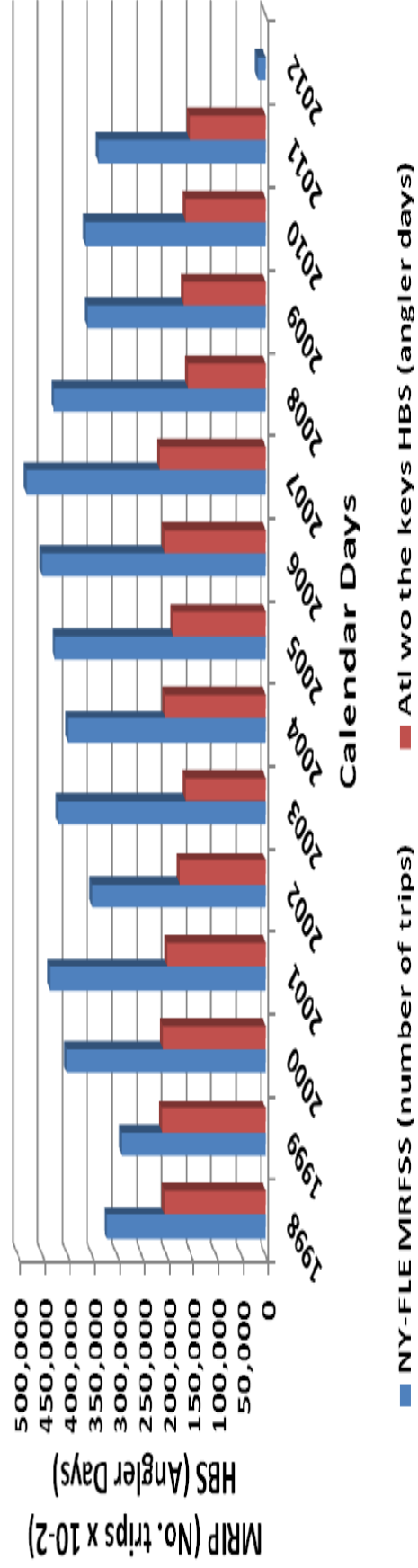
<b>fish_yr</b>	<b>Cbt</b>	<b>Cbt/Hbt</b>	<b>Hbt</b>	<b>Priv</b>	<b>Shore</b>	<b>Grand Total</b>
1998	2,397,608	21,976	121,795	2,073,287	52,435	4,667,102
1999	1,057,975	7,239	133,771	2,180,119	14,057	3,393,161
2000	1,440,077		149,796	3,984,041	18,187	5,592,102
2001	1,337,389		103,118	3,062,376	89,598	4,592,481
2002	567,902		93,290	2,000,759	148,070	2,810,020
2003	763,525		65,199	3,388,192	16,426	4,233,342
2004	1,160,963		120,200	3,363,879	26,409	4,671,450
2005	869,573		148,768	2,452,023	7,783	3,478,146
2006	779,049		132,494	3,056,802	93,282	4,061,628
2007	761,542		201,668	5,020,419	53,217	6,036,847
2008	438,353		84,836	2,990,512	13,250	3,526,952
2009	732,701		109,870	3,002,314	39,028	3,883,913
2010	273,446		97,171	1,721,761	51,871	2,144,248
2011	142,245		49,419	1,327,199	23,718	1,542,580
2012	153					153

\* Area: NY to FLE; MRFFS Data Unweighted Est. through 2012; Wave 1 (2011 is final, 2012 is prelim.); Headboat Survey data through 2011; Migratory group: Atlantic (NY-GA year-round; FLE summer Apr-Oct)

# King Mackerel Rec Landings



# Recreational Fishing Effort



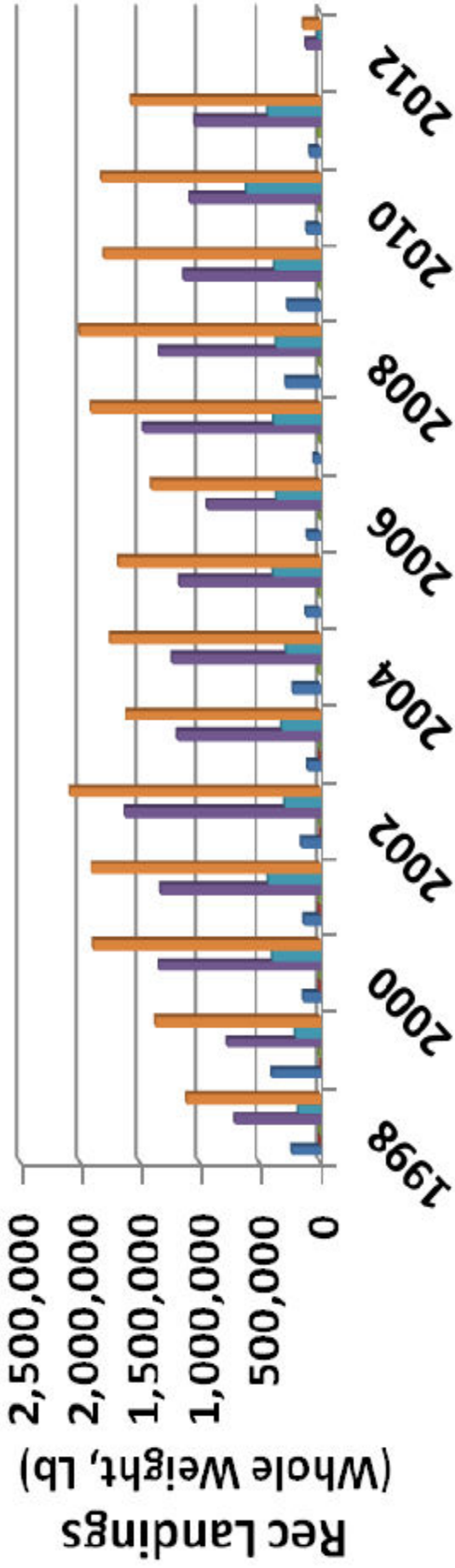


## Spanish Mackerel Rec Landings (whole weight, lb)

fish_yr	Cbt	Cbt/Hbt	Hbt	Priv	Shore	Grand Total
1998	224,066	4,930	6,225	704,466	173,450	1,113,137
1999	397,858	519	9,345	766,385	198,371	1,372,477
2000	133,712	10,076	3,896	1,336,521	395,195	1,879,400
2001	131,703	10,969	10,723	1,318,867	427,203	1,899,465
2002	149,619	0	5,435	1,627,409	295,055	2,077,518
2003	100,039	5,101	2,828	1,186,880	318,783	1,613,631
2004	216,738		15,607	1,228,775	285,426	1,746,547
2005	112,548		11,500	1,171,347	386,521	1,681,915
2006	103,195		4,180	937,771	361,851	1,406,997
2007	51,098		6,556	1,471,215	382,605	1,911,474
2008	287,616		8,066	1,340,610	365,190	2,001,482
2009	272,494		10,603	1,136,259	376,713	1,796,069
2010	105,872		5,972	1,087,870	614,872	1,814,587
2011	82,675		18,826	1,035,102	430,961	1,567,565
2012				114,289	20,409	134,698

\* Area: NY to FLE; Atlantic (NY-FLE year-round); MRFFS Data Unweighted Est. through 2012; Wave 1 (2011 is final, 2012 is prelim.); Headboat Survey data through 2011

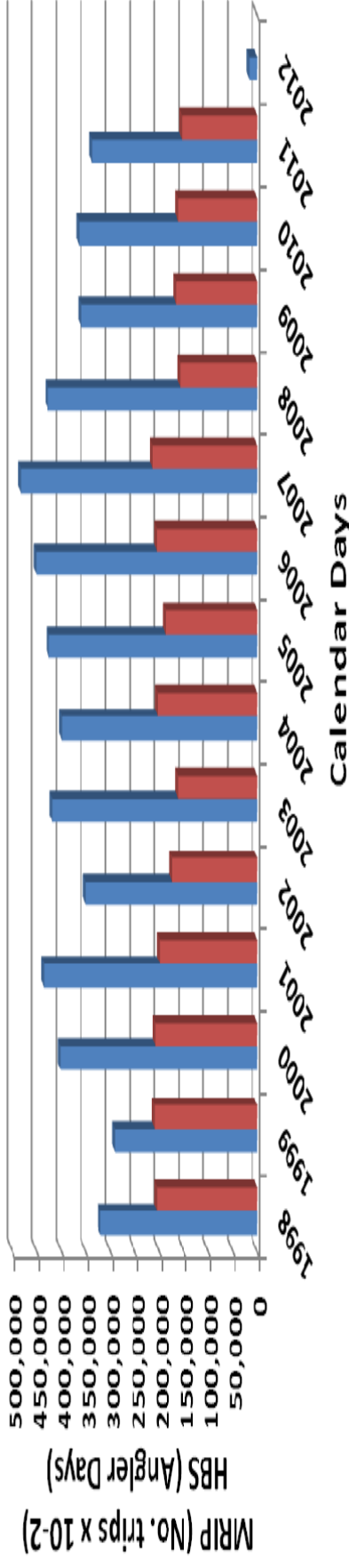
# Spanish Mackerel Rec Landings



# FISHING YEAR

- Cbt
- Cbt/Hbt
- Hbt
- Priv
- Shore
- Grand Total

# Recreational Fishing Effort



- NY-FLE MRFSS (number of trips)
- Atl w/o the keys HBS (angler days)