



SOUTH ATLANTIC FISHERY MANAGEMENT COUNCIL

Red Snapper Mini-Season Voluntary Reporting




Prepared by Chip Collier
September 2017



....To Conserve and Manage


Data Reporting Methods

Commercial and Headboats—

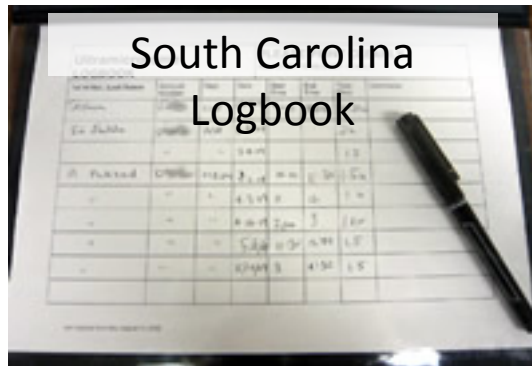


Data Reporting Methods

Commercial and Headboats—




Charter —




Data Reporting Methods

Commercial and Headboats—



Charter –




Recreational -



Conserve and Manage



Past Red Snapper Mini-Seasons Reporting



- FLFWC – Dockside sampling, developed a method to estimate catch and effort, attempted contact of 100% offshore charter captains



Past Red Snapper Mini-Seasons Reporting



- FLFWC – Dockside sampling, developed a method to estimate catch and effort, attempted contact of 100% offshore charter captains
- GADNR – Dockside sampling, carcass collection program, telephone survey of for-hire captains, voluntary angler electronic catch survey




Past Red Snapper Mini-Seasons Reporting



- FLFWC – Dockside sampling, developed a method to estimate catch and effort, attempted contact of 100% offshore charter captains
- GADNR – Dockside sampling, carcass collection program, telephone survey of for-hire captains, voluntary angler electronic catch survey
- SCDNR – Dockside sampling, carcass collection program, 100% reporting for for-hire trips, online recreational survey



Past Red Snapper Mini-Seasons Reporting



- FLFWC – Dockside sampling, developed a method to estimate catch and effort, attempted contact of 100% offshore charter captains
- GADNR – Dockside sampling, carcass collection program, telephone survey of for-hire captains, voluntary angler electronic catch survey
- SCDNR – Dockside sampling, carcass collection program, 100% reporting for for-hire trips, online recreational survey
- NCDMF – Dockside sampling, carcass collection program, online recreational survey



Additional Red Snapper Mini-Seasons Reporting



Voluntary Tournament Style Reporting App



Additional Red Snapper Mini-Seasons Reporting




Voluntary Tournament Style Reporting App

Fishermen will need to sign up

- Report red snapper caught and released or no catch
- Can provide picture of red snapper, release treatment, and area fished



Additional Red Snapper Mini-Seasons Reporting



Voluntary Tournament Style Reporting App

Fishermen will need to sign up

- Report red snapper caught and released or no catch
- Can provide picture of red snapper, release treatment, and area fished

Webpage can be developed to inform fishermen of the app, fishing season, and best fishing practices



Best Fishing Practices



The practices below will allow for responsible and sustainable red snapper fishing including:

- Avoid areas likely to have red snapper if you already met your bag limit.



Best Fishing Practices



The practices below will allow for responsible and sustainable red snapper fishing including:

- Avoid areas likely to have red snapper if you already met your bag limit.
- Use single hook rigs since the bag limit for red snapper is one per person.



Best Fishing Practices



The practices below will allow for responsible and sustainable red snapper fishing including:

- Avoid areas likely to have red snapper if you already have met your bag limit.
- Use single hook rigs since the bag limit for red snapper is one per person.
- Keep fish that will be released in the water as much as possible and to return fish back to water as quickly as possible. Use a dehooking device to remove the hook.



Best Fishing Practices



The practices below will allow for responsible and sustainable red snapper fishing including:

- Avoid areas likely to have red snapper if you already have met your bag limit.
- Use single hook rigs since the bag limit for red snapper is one per person.
- Keep fish that will be released in the water as much as possible and to return fish back to water as quickly as possible. Use a dehooking device to remove the hook.
- Use descending devices if releasing fish with signs of barotrauma.



Reporting App Example

Based on iAngler

Access through cell phone or computer

Individual based information on email, name, city, state, etc.

The image shows a smartphone screen displaying a registration form titled "Register". The form has a dark blue header with a back arrow icon on the left and the word "Register" on the right. Below the header are ten input fields, each with a light blue background and a dark blue label on the left. The fields are: Username, Email, Password, Confirm, First Name, Last Name, Date Of Birth, City, State, and County. Below the County field is a Phone field. At the bottom of the form is a white box containing the text "By Clicking Submit, I accept the Terms & Conditions". Below this box is a large green button with the word "SUBMIT" in white capital letters. Green lines point from the text on the left to the corresponding fields on the form.

Field Label	Input Field
Username	<input type="text"/>
Email	<input type="text"/>
Password	<input type="text"/>
Confirm	<input type="text"/>
First Name	<input type="text"/>
Last Name	<input type="text"/>
Date Of Birth	<input type="text"/>
City	<input type="text"/>
State	<input type="text"/>
County	<input type="text"/>
Phone	<input type="text"/>

By Clicking Submit, I accept the Terms & Conditions

SUBMIT



Reporting App Example

Based on iAngler

Access through cell phone or computer

Individual based information on email, name, city, state, etc.

Data reported on departing port, number of angler, vessel number, target species

The image shows a smartphone screen displaying a 'Start Trip' form. The form has a dark blue header with a back arrow on the left and a home icon on the right. The title 'Start Trip' is centered in the header. Below the header, the form consists of several rows, each with a label on the left and an input field on the right. The rows are: 'Depart Date' with the value '08/07/2017'; 'State'; 'County'; 'Marina'; 'Start Location' with a location pin icon; '# of Anglers'; 'Trip Type'; 'Primary Target'; 'Secondary Target'; and 'Comments'. At the bottom of the form is a green button labeled 'SUBMIT'. Colored lines (green, red, blue) point to various elements of the form: a green line points to the back arrow, another green line points to the home icon, a red line points to the 'Depart Date' field, a blue line points to the 'County' field, another blue line points to the 'Marina' field, a red line points to the 'Trip Type' field, another red line points to the 'Primary Target' field, and a third red line points to the 'Secondary Target' field. A green line also points to the 'SUBMIT' button.

Start Trip	
Depart Date	08/07/2017
State	
County	
Marina	
Start Location	
# of Anglers	
Trip Type	
Primary Target	
Secondary Target	
Comments	
SUBMIT	



Reporting App Example

Based on iAngler

Access through cell phone or computer

Individual based information on email, name, city, state, etc.

Data reported on departing port, number of anglers, vessel number, target species

Fish level data – kept, released, size, location, and picture



Data from Reporting App

SAFMC Staff will provide information on website between weekends. Based on reported information by fishermen using the app, we can:

- Determine number fishermen reporting;
- Calculate % of fishermen with catches and releases of red snapper;
- Calculate % of red snapper released;
- Estimate length of kept and released red snapper reported through app; and
- Develop maps of relative fishing effort if sufficient data are provided.



Questions?



David Rainer