

Science, Service, Stewardship



**SAFMC Meeting
September 12-
16, 2016**

**South Atlantic Cobia
Atlantic Group, 2015**

Southeast Fisheries Science
Center and MRIP

**NOAA
FISHERIES
SERVICE**

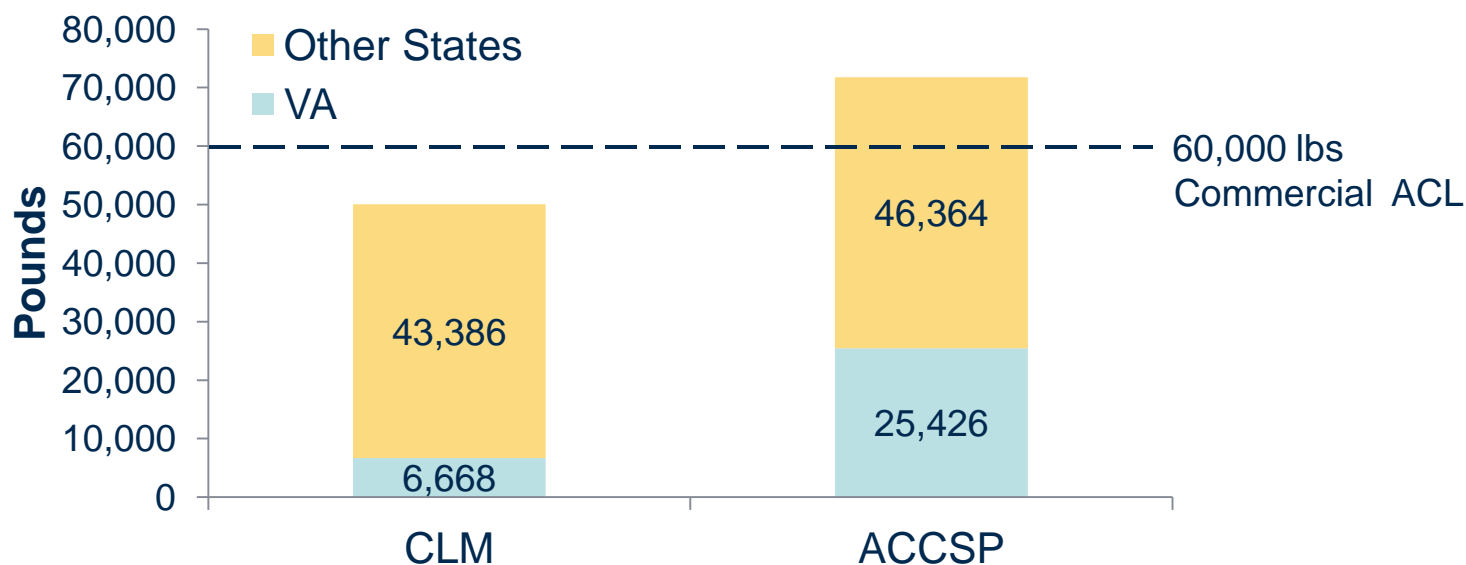


2015 Atlantic Cobia: Commercial Landings Monitoring (CLM) System

- Landings by federally permitted dealers only
- Reporting weeks defined as Sunday through Saturday
- Dealer's weekly report due Midnight Tuesday
- Data in CLM are considered preliminary; finalized data are submitted by the states and available in ACCSP data warehouse by late spring of the following year.
- In 2015, 65 dealers reported 948 trips with SA Cobia landings through CLM, totaling 50,054 pounds, or 83.4% of the 60,000 pound quota.
- Originally 54,162 pounds or 90%, but corrected for boundary consistency with state partners



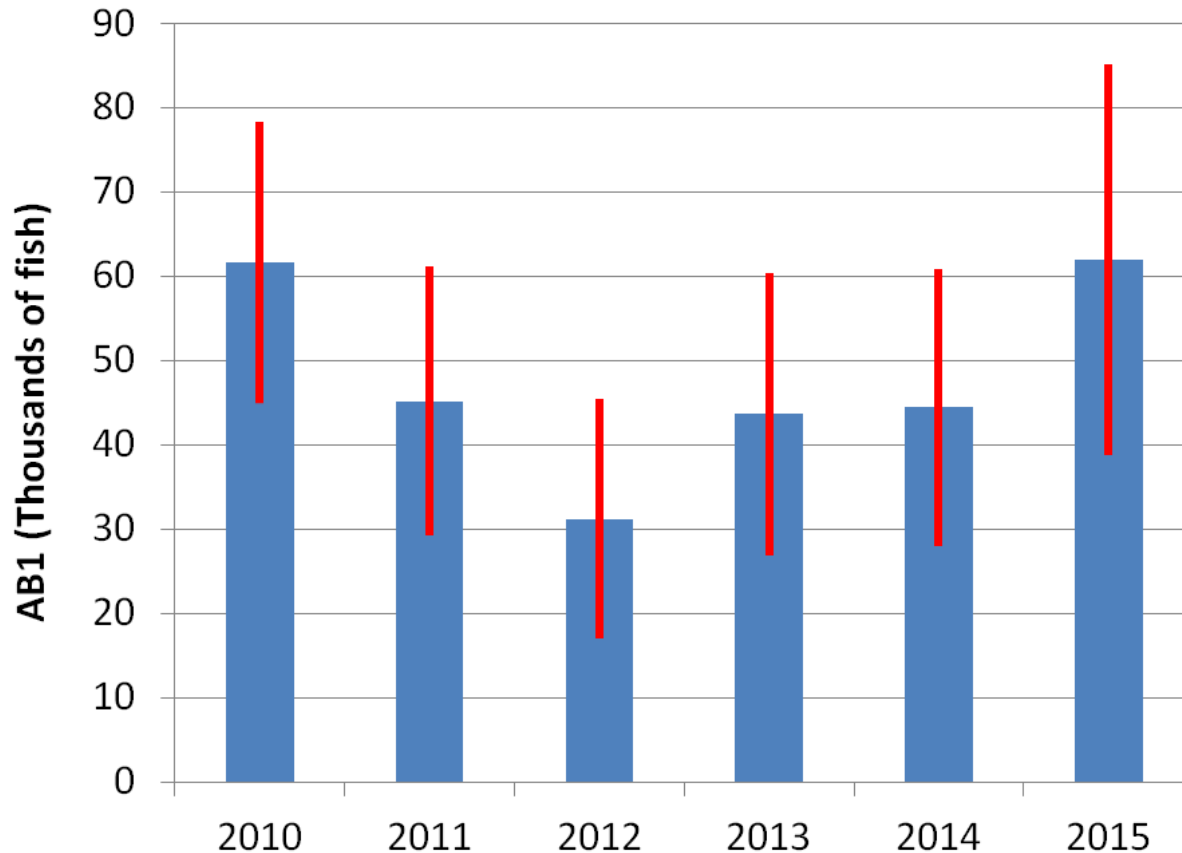
2015 Atlantic Cobia: CLM vs. ACCSP Warehouse Data



- CLM landings (50,054 lbs) were well below those in ACCSP (71,790 lbs).
- A large portion of the difference is due to VA landings.
- Some Cobia were likely landed from state waters and sold to non-federally permitted dealers (they were not in CLM).



Atlantic Cobia: MRIP Total Landings

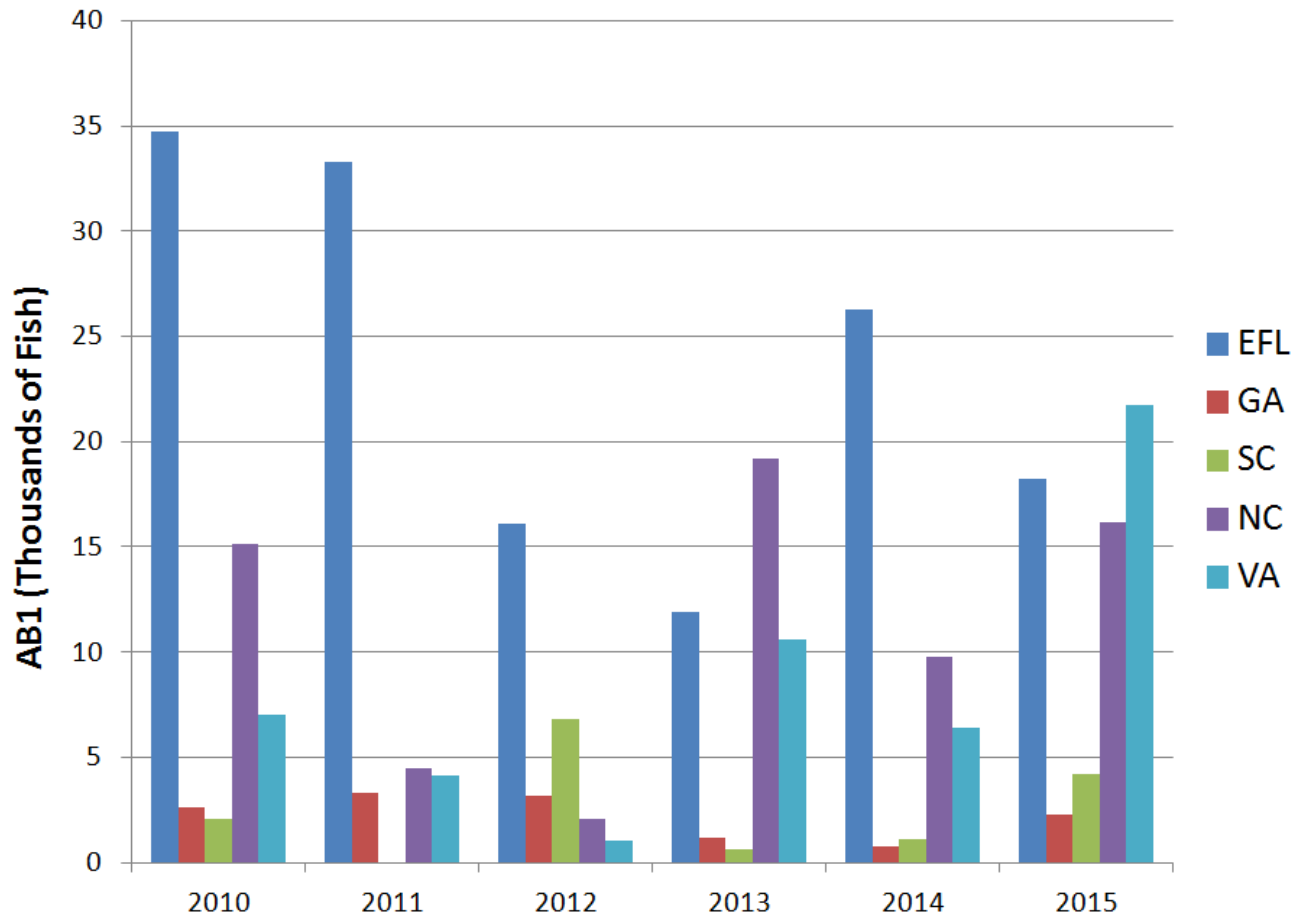


Total MRIP landings in 2015 for Atlantic Cobia are consistent with recent time series of annual landings


95% CI in red
Includes FLE



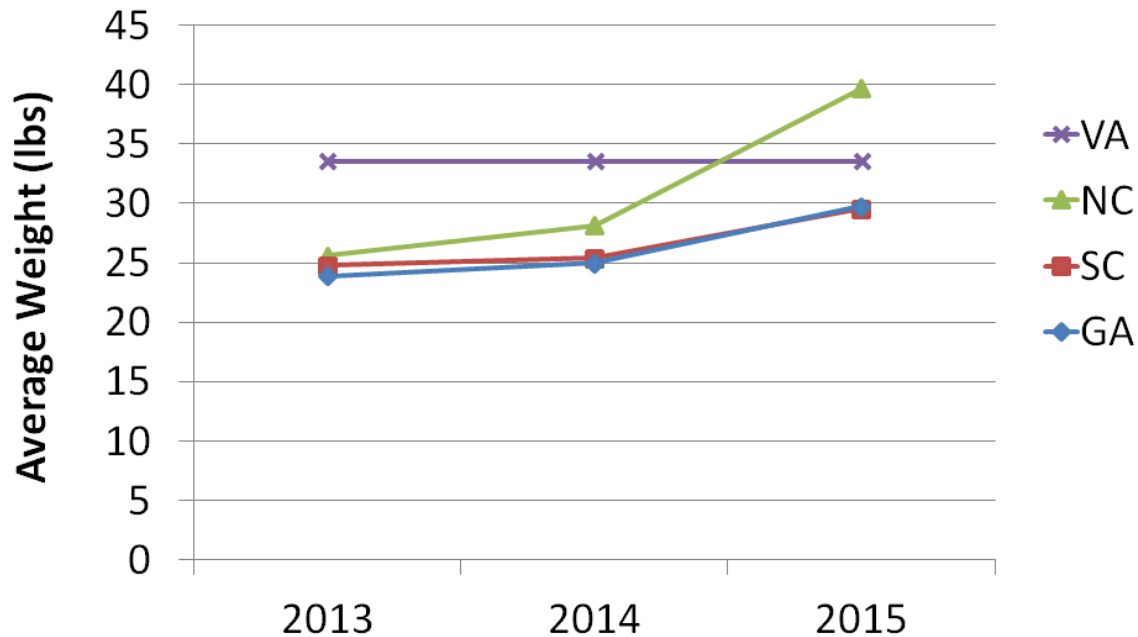
Atlantic Cobia: MRIP Total Landings by State



- There appears to be a shift in harvest of Cobia from FLE to NC/VA region across the 6-year series.
- The shift may be the result of a shift in abundance of fish, a shift in fishery activity, or a shift in targeted fishing effort as other species faced more restriction and/or closures, particularly in federal waters.



Atlantic Cobia: Total Pounds/Total Numbers by State

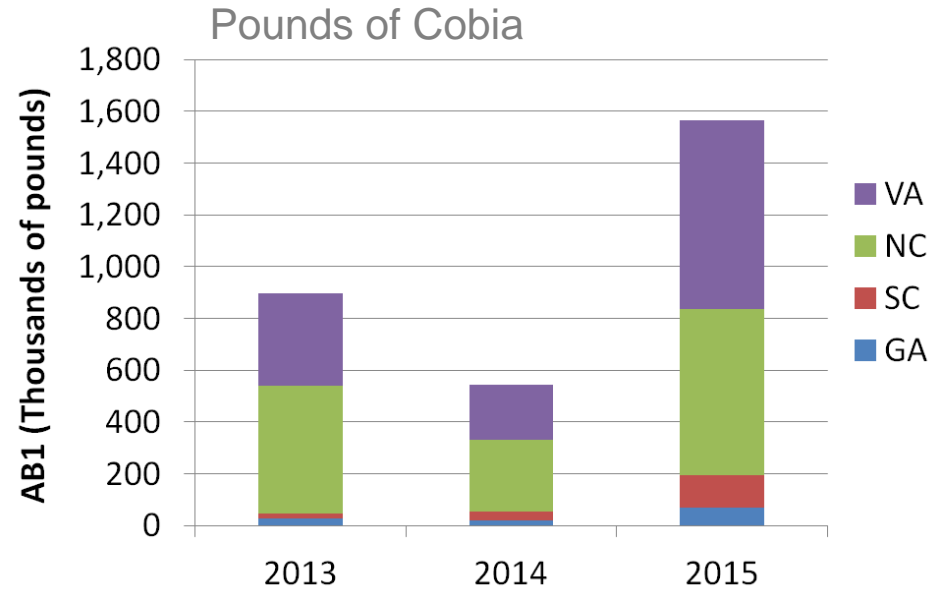
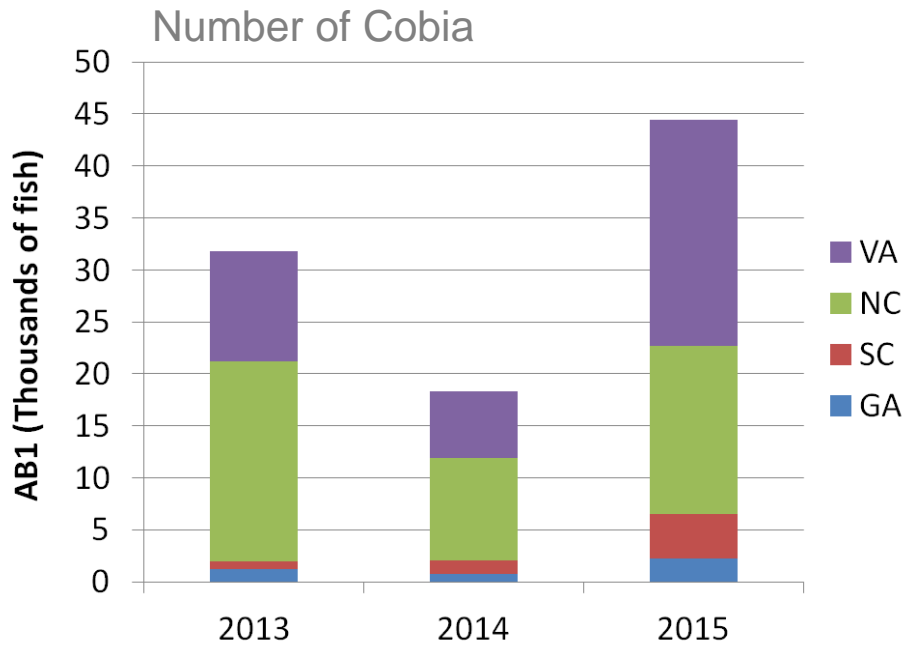


- MRIP & SRHS
- Georgia and North
- Reflects larger average dockside weights in 2015
- No questionably large Cobia in the dockside data for the Atlantic in 2015



Atlantic Cobia: Total Recreational Landings

- MRIP & SRHS
- Georgia and North



Larger numbers of fish and larger average weights result in large estimate of landings in weight in 2015

Science, Service, Stewardship



**SAFMC Meeting
September 12-
16, 2016**

**South Atlantic Cobia
Atlantic Group, 2015**

Southeast Fisheries Science
Center and MRIP

**NOAA
FISHERIES
SERVICE**



Additional Slides



Atlantic Cobia: Total Recreational Landings MRIP & SHRS (pounds)

Year	GA	SC	NC	VA	Total
2013	28,427	19,159	492,998	354,463	895,048
2014	19,768	32,010	277,846	214,426	544,050
2015	67,851	125,365	642,906	728,468	1,564,590

Values plotted on slide 7

- Recreational landings for the Atlantic Cobia in 2015 were substantially higher than previous years.
- Could be attributed to greater fishing effort and larger fish being caught in 2015.