

Science, Service, Stewardship



Southeast Fisheries Science Center SAFMC Update – March 2012 Mackerel Committee

Prepared by:
B. Ponwith, T. Jamir, S. Turner & V. Matter

March 6, 2012

**NOAA
FISHERIES
SERVICE**

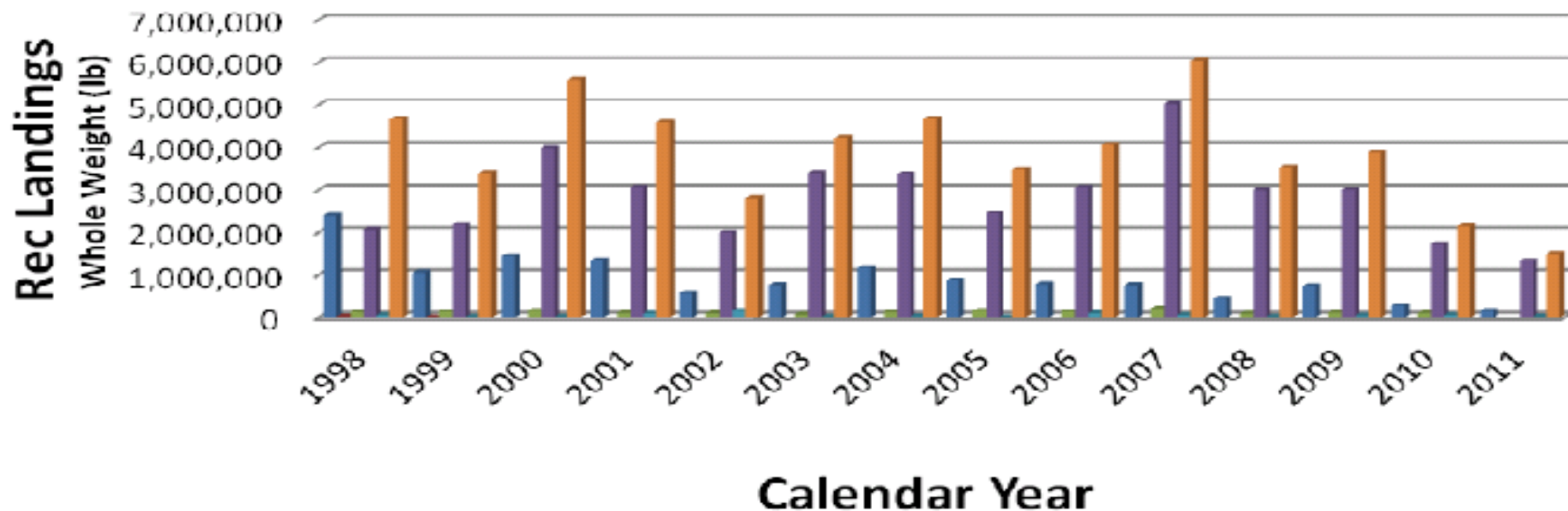


King Mackerel Rec Landings* (whole weight, lb)

fish_yr	Cbt	Cbt/Hbt	Hbt	Priv	Shore	Grand Total
1998	2,397,608	21,976	121,795	2,073,287	52,435	4,667,102
1999	1,057,975	7,239	133,771	2,180,119	14,057	3,393,161
2000	1,440,077		149,796	3,984,041	18,187	5,592,102
2001	1,337,389		103,118	3,062,376	89,598	4,592,481
2002	567,902		93,290	2,000,759	148,070	2,810,020
2003	763,525		65,199	3,388,192	16,426	4,233,342
2004	1,160,963		120,200	3,363,879	26,409	4,671,450
2005	869,573		148,768	2,452,023	7,783	3,478,146
2006	779,049		132,494	3,056,802	93,282	4,061,628
2007	761,542		201,668	5,020,419	53,217	6,036,847
2008	438,353		84,836	2,990,512	13,250	3,526,952
2009	732,701		109,870	3,002,314	39,028	3,883,913
2010	273,446		97,171	1,721,761	51,871	2,144,248
2011	146,623			1,319,404	23,341	1,489,369

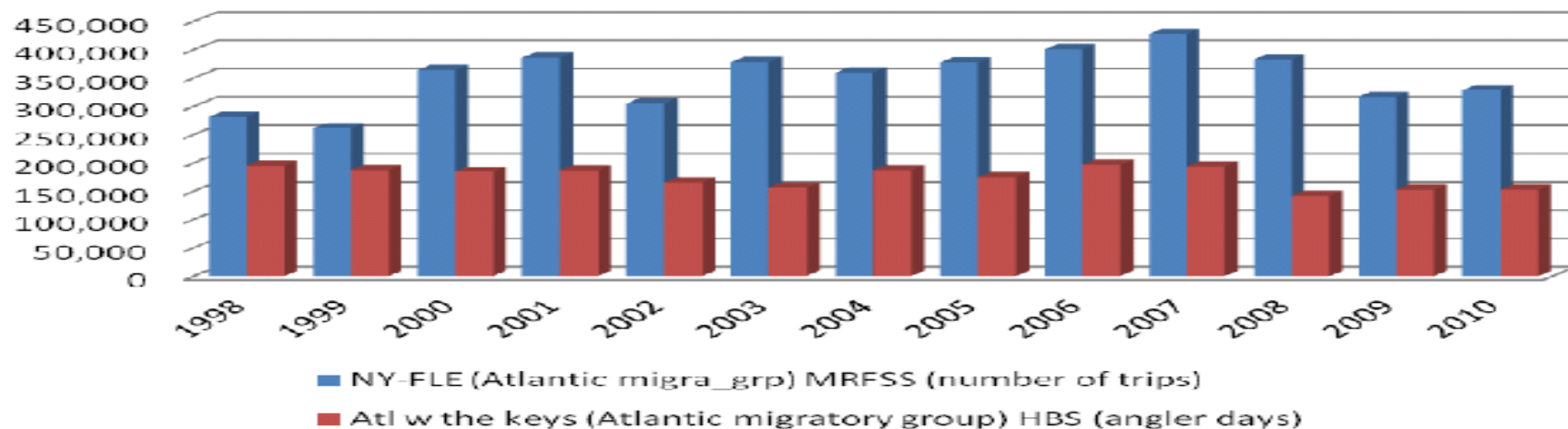
* Area: NY to FLE; MRFFS Data Unweighted Est. through 2011; Wave 6 (2011 is prelim.); Headboat Survey data through 2010; Migratory group: Atlantic (NY-GA year-round; FLE summer Apr-Oct)

King Mackerel Rec Landings



■ Cbt ■ Cbt/Hbt ■ Hbt ■ Priv ■ Shore ■ Grand Total

Recreational Fishing Effort



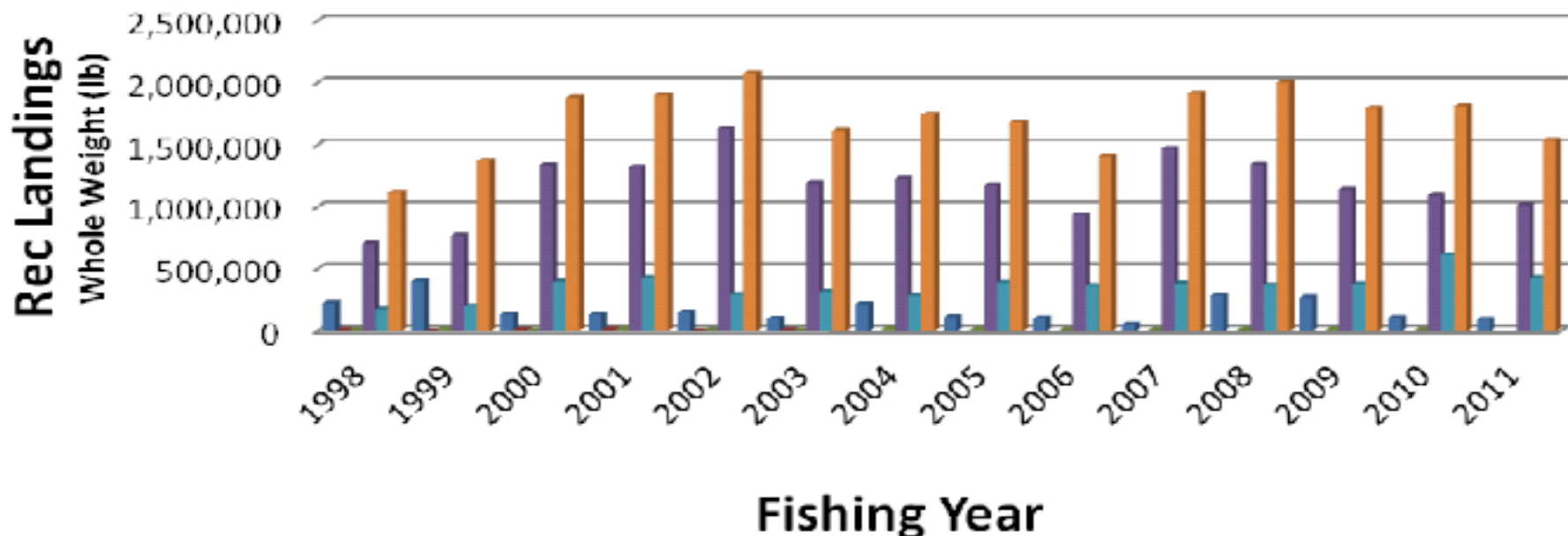


Spanish Mackerel Rec Landings (whole weight, lb)

fish_yr	Cbt	Cbt/Hbt	Hbt	Priv	Shore	Grand Total
1998	224,066	4,930	6,225	704,466	173,450	1,113,137
1999	397,858	519	9,345	766,385	198,371	1,372,477
2000	133,712	10,076	3,896	1,336,521	395,195	1,879,400
2001	131,703	10,969	10,723	1,318,867	427,203	1,899,465
2002	149,619	0	5,435	1,627,357	295,055	2,077,466
2003	100,039	5,101	2,828	1,186,880	318,783	1,613,631
2004	216,738		15,607	1,228,775	285,426	1,746,547
2005	112,548		11,500	1,171,347	386,521	1,681,915
2006	103,189		4,179	937,771	361,851	1,406,991
2007	51,098		6,556	1,471,215	382,605	1,911,474
2008	287,616		8,066	1,340,610	365,190	2,001,482
2009	272,494		10,603	1,136,259	376,713	1,796,069
2010	105,872		5,972	1,087,870	614,872	1,814,587
2011	93,484			1,015,127	427,129	1,535,740

* Area: NY to FLE; Atlantic (NY-FLE year-round); MRFFS Data Unweighted Est. through 2011; Wave 6 (2011 is prelim.); Headboat Survey data through 2010

Spanish Mackerel Rec Landings



Recreational Fishing Effort

