


*Science, Service, Stewardship*




# ***Southeast Fisheries Science Center SAFMC Update\****

**June 8 – 12, 2009  
Hutchinson Island Marriott  
Stuart, Florida**

June 4, 2009


**\* Contributors: Tom Jamir, Steve Turner, Ken Brennan, Vivian Matter,**

**NOAA  
FISHERIES  
SERVICE**




## ***Southeast Region Headboat Survey***

- **The 2008 estimated headboat landings & angler days for South Atlantic & Gulf of Mexico completed in March 2009.**
- **A new headboat port agent was hired for NE Florida & currently sampling vessels from Jekyll Island, Georgia to Sebastian, Florida.**
- **An Electronic Reporting Pilot Study in South Atlantic was funded through MRIP For-Hire Working Group. Electronic reporting would streamline data collection & facilitate increasing need for timely data & results.**

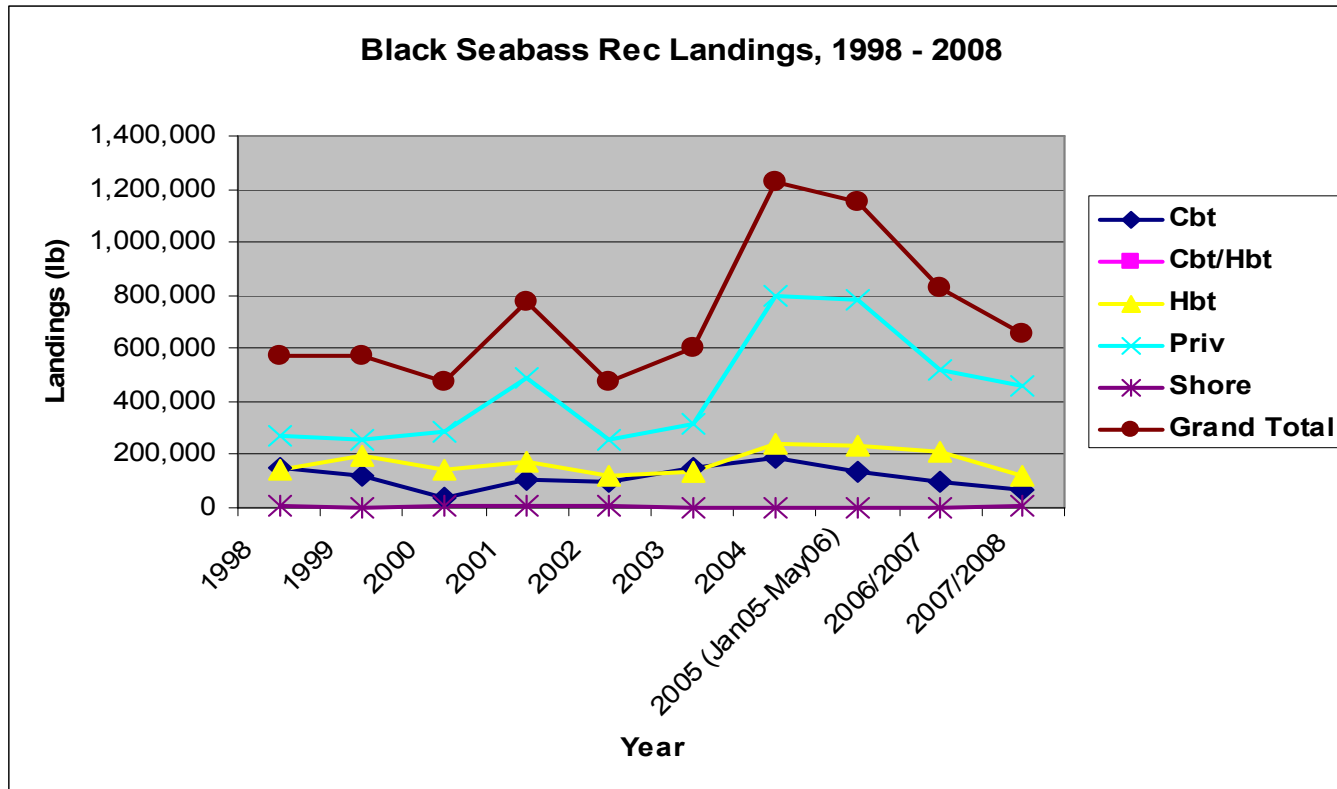



## ***Southeast Region Headboat Survey***

- **Headboat logbook reporting compliance in South Atlantic showed marked improvement in 2008, increasing from 45% reporting compliance in 2007 to 79% in 2008.**
- **Compliance improvement results from notification letter sent to all headboat owners in March 2008 linking mandatory logbook reporting requirement to renewal of federal permits.**




## ***Black Sea Bass Rec Landings Trend***



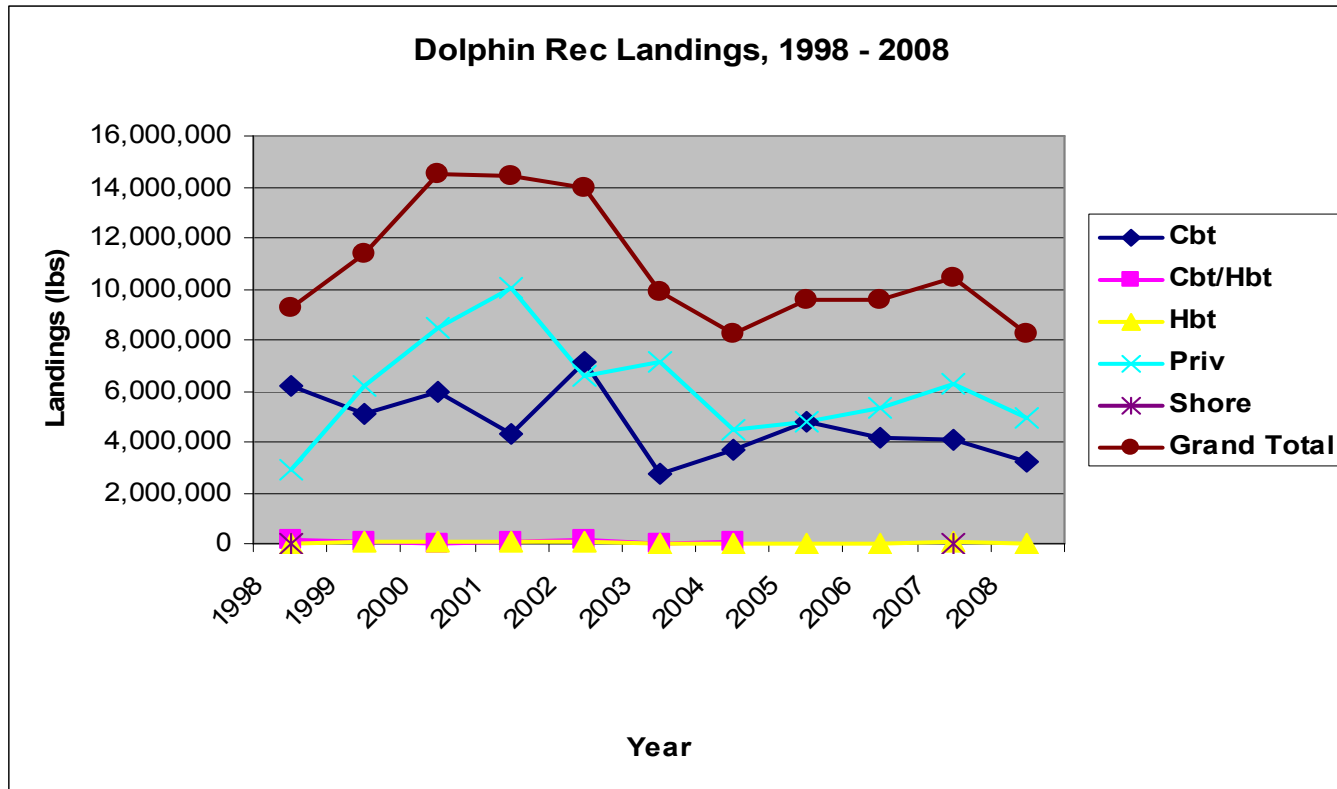


## ***Black Sea Bass Rec Landings***


| <b>fish_yr</b>            | <b>Cbt</b>     | <b>Cbt/Hbt</b> | <b>Hbt</b>     | <b>Priv</b>    | <b>Shore</b> | <b>Grand Total</b> |
|---------------------------|----------------|----------------|----------------|----------------|--------------|--------------------|
| <b>1998</b>               | <b>148,276</b> |                | <b>142,503</b> | <b>269,518</b> | <b>9,031</b> | <b>569,328</b>     |
| <b>1999</b>               | <b>120,503</b> |                | <b>192,567</b> | <b>258,840</b> | <b>3,621</b> | <b>575,530</b>     |
| <b>2000</b>               | <b>35,748</b>  |                | <b>144,588</b> | <b>289,645</b> | <b>5,993</b> | <b>475,974</b>     |
| <b>2001</b>               | <b>102,647</b> |                | <b>172,023</b> | <b>488,411</b> | <b>9,194</b> | <b>772,276</b>     |
| <b>2002</b>               | <b>94,993</b>  |                | <b>123,274</b> | <b>254,771</b> | <b>4,689</b> | <b>477,727</b>     |
| <b>2003</b>               | <b>148,771</b> |                | <b>134,110</b> | <b>317,429</b> | <b>2,886</b> | <b>603,195</b>     |
| <b>2004</b>               | <b>189,118</b> |                | <b>237,584</b> | <b>798,302</b> | <b>2,819</b> | <b>1,227,823</b>   |
| <b>2005 (Jan05-May06)</b> | <b>136,468</b> |                | <b>229,898</b> | <b>780,853</b> | <b>3,228</b> | <b>1,150,446</b>   |
| <b>2006/2007</b>          | <b>94,283</b>  |                | <b>208,303</b> | <b>522,667</b> | <b>3,610</b> | <b>828,863</b>     |
| <b>2007/2008</b>          | <b>68,834</b>  |                | <b>120,436</b> | <b>461,265</b> | <b>5,118</b> | <b>655,653</b>     |



## Dolphin Rec Landings Trend



**NOAA  
FISHERIES  
SERVICE**

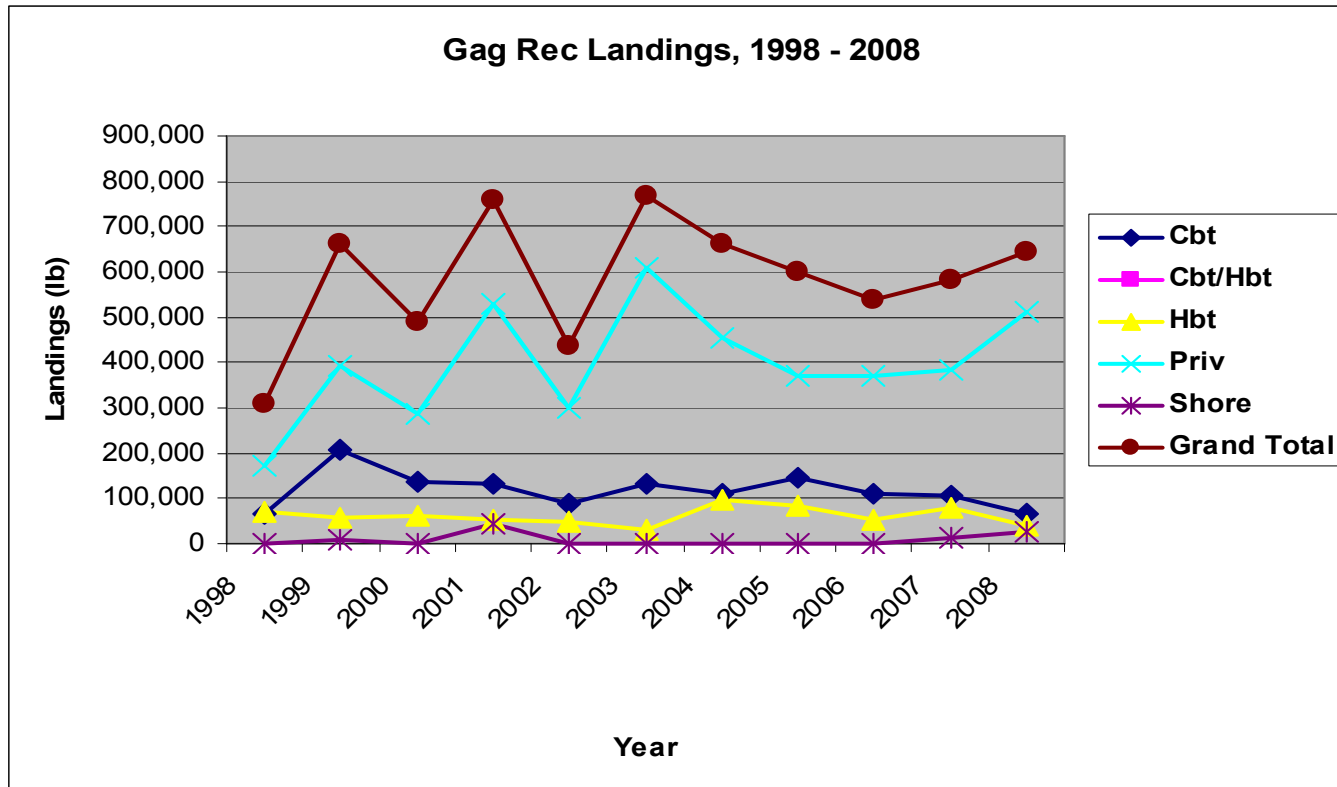


## ***Dolphin Rec Landings***

| <b>fish_yr</b> | <b>Cbt</b>       | <b>Cbt/Hbt</b> | <b>Hbt</b>    | <b>Priv</b>       | <b>Shore</b> | <b>Grand Total</b> |
|----------------|------------------|----------------|---------------|-------------------|--------------|--------------------|
| <b>1998</b>    | <b>6,172,090</b> | <b>156,310</b> | <b>21,315</b> | <b>2,883,343</b>  | <b>0</b>     | <b>9,233,058</b>   |
| <b>1999</b>    | <b>5,077,849</b> | <b>80,768</b>  | <b>49,796</b> | <b>6,157,434</b>  |              | <b>11,365,847</b>  |
| <b>2000</b>    | <b>5,947,388</b> | <b>413</b>     | <b>69,888</b> | <b>8,462,750</b>  |              | <b>14,480,440</b>  |
| <b>2001</b>    | <b>4,292,495</b> | <b>55,719</b>  | <b>72,524</b> | <b>10,006,697</b> |              | <b>14,427,436</b>  |
| <b>2002</b>    | <b>7,174,881</b> | <b>144,161</b> | <b>39,236</b> | <b>6,567,523</b>  |              | <b>13,925,801</b>  |
| <b>2003</b>    | <b>2,706,630</b> | <b>18,353</b>  | <b>16,546</b> | <b>7,111,816</b>  |              | <b>9,853,346</b>   |
| <b>2004</b>    | <b>3,661,684</b> | <b>90,830</b>  | <b>26,966</b> | <b>4,452,548</b>  |              | <b>8,232,029</b>   |
| <b>2005</b>    | <b>4,774,368</b> |                | <b>23,784</b> | <b>4,773,667</b>  |              | <b>9,571,819</b>   |
| <b>2006</b>    | <b>4,137,957</b> |                | <b>25,903</b> | <b>5,370,256</b>  |              | <b>9,534,116</b>   |
| <b>2007</b>    | <b>4,089,276</b> |                | <b>47,122</b> | <b>6,300,261</b>  | <b>0</b>     | <b>10,436,659</b>  |
| <b>2008</b>    | <b>3,246,604</b> |                | <b>12,825</b> | <b>4,964,915</b>  |              | <b>8,224,344</b>   |




## Gag Grouper Rec Landings Trend






**NOAA  
FISHERIES  
SERVICE**

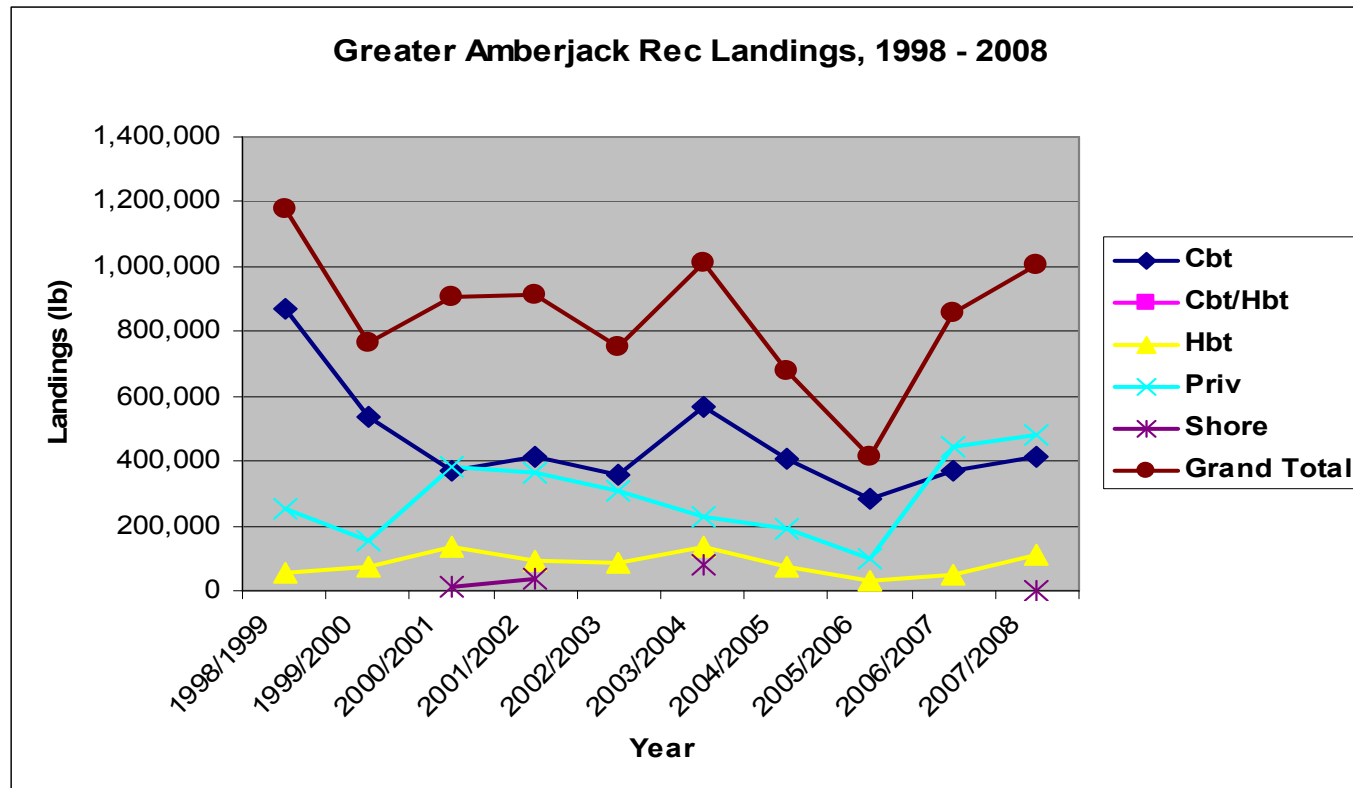



## ***Gag Rec Landings***

| <b>fish_yr</b> | <b>Cbt</b>     | <b>Cbt/Hbt</b> | <b>Hbt</b>    | <b>Priv</b>    | <b>Shore</b>  | <b>Grand Total</b> |
|----------------|----------------|----------------|---------------|----------------|---------------|--------------------|
| <b>1998</b>    | <b>64,323</b>  |                | <b>70,876</b> | <b>173,374</b> | <b>0</b>      | <b>308,573</b>     |
| <b>1999</b>    | <b>205,739</b> |                | <b>58,345</b> | <b>390,745</b> | <b>9,083</b>  | <b>663,912</b>     |
| <b>2000</b>    | <b>138,624</b> |                | <b>60,908</b> | <b>288,017</b> | <b>0</b>      | <b>487,550</b>     |
| <b>2001</b>    | <b>133,586</b> |                | <b>52,772</b> | <b>530,536</b> | <b>43,479</b> | <b>760,372</b>     |
| <b>2002</b>    | <b>87,142</b>  |                | <b>50,558</b> | <b>297,984</b> | <b>0</b>      | <b>435,683</b>     |
| <b>2003</b>    | <b>130,349</b> |                | <b>32,492</b> | <b>606,743</b> | <b>0</b>      | <b>769,583</b>     |
| <b>2004</b>    | <b>110,449</b> |                | <b>97,323</b> | <b>454,524</b> | <b>0</b>      | <b>662,295</b>     |
| <b>2005</b>    | <b>143,448</b> |                | <b>84,650</b> | <b>369,874</b> | <b>0</b>      | <b>597,972</b>     |
| <b>2006</b>    | <b>110,863</b> |                | <b>54,914</b> | <b>370,391</b> | <b>0</b>      | <b>536,168</b>     |
| <b>2007</b>    | <b>105,946</b> |                | <b>78,803</b> | <b>382,148</b> | <b>13,848</b> | <b>580,745</b>     |
| <b>2008</b>    | <b>64,678</b>  |                | <b>39,106</b> | <b>513,597</b> | <b>27,675</b> | <b>645,056</b>     |




## Greater Amberjack Rec Landings Trend



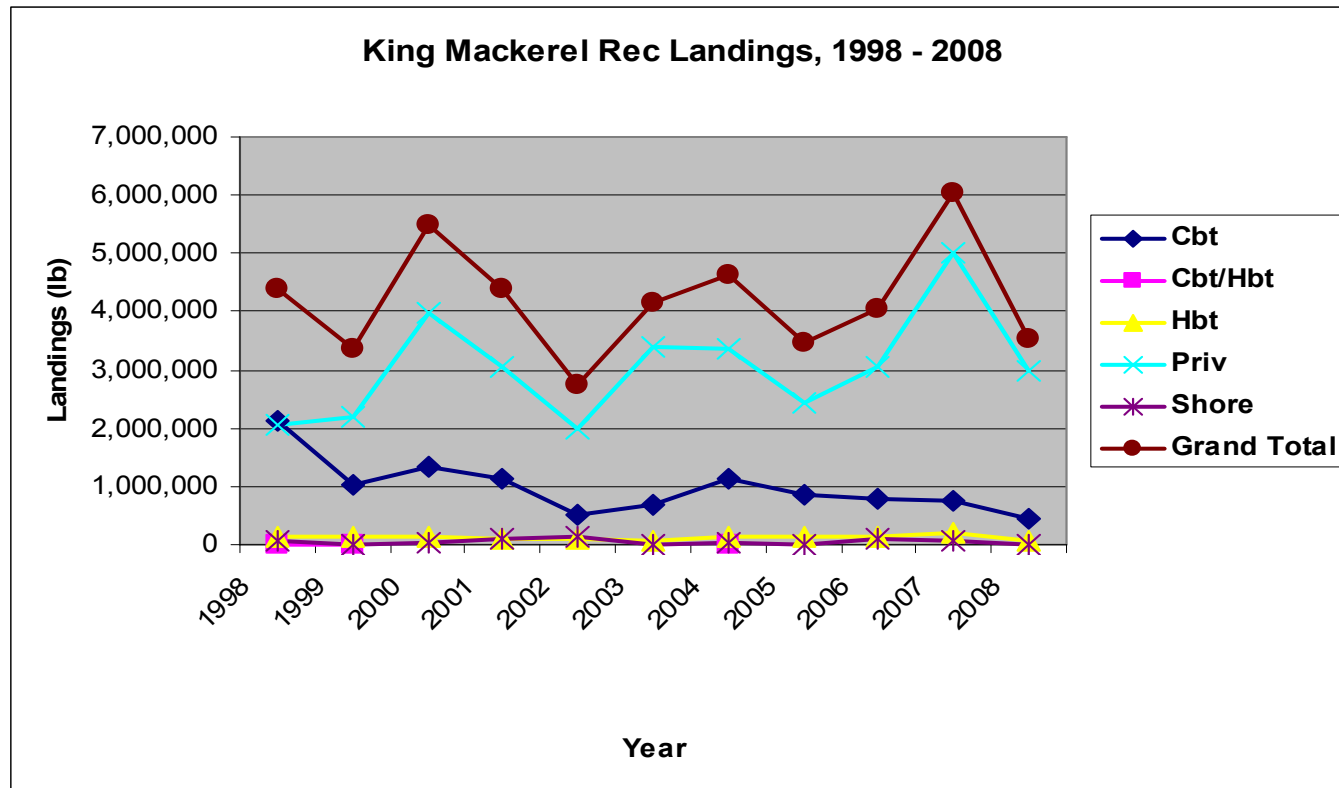



## ***Greater Amberjack Rec Landings***

| <b>fish_yr</b>   | <b>Cbt</b>     | <b>Cbt/Hbt</b> | <b>Hbt</b>     | <b>Priv</b>    | <b>Shore</b>  | <b>Grand Total</b> |
|------------------|----------------|----------------|----------------|----------------|---------------|--------------------|
| <b>1998/1999</b> | <b>870,483</b> |                | <b>56,527</b>  | <b>253,873</b> |               | <b>1,180,883</b>   |
| <b>1999/2000</b> | <b>538,386</b> |                | <b>72,172</b>  | <b>154,919</b> |               | <b>765,477</b>     |
| <b>2000/2001</b> | <b>371,094</b> |                | <b>134,104</b> | <b>385,262</b> | <b>15,387</b> | <b>905,846</b>     |
| <b>2001/2002</b> | <b>414,649</b> |                | <b>92,629</b>  | <b>366,847</b> | <b>35,927</b> | <b>910,051</b>     |
| <b>2002/2003</b> | <b>356,023</b> |                | <b>86,612</b>  | <b>310,104</b> |               | <b>752,739</b>     |
| <b>2003/2004</b> | <b>569,281</b> |                | <b>135,563</b> | <b>225,231</b> | <b>82,672</b> | <b>1,012,747</b>   |
| <b>2004/2005</b> | <b>407,868</b> |                | <b>76,091</b>  | <b>193,550</b> |               | <b>677,509</b>     |
| <b>2005/2006</b> | <b>281,615</b> |                | <b>33,739</b>  | <b>100,387</b> |               | <b>415,741</b>     |
| <b>2006/2007</b> | <b>367,929</b> |                | <b>48,404</b>  | <b>442,792</b> |               | <b>859,125</b>     |
| <b>2007/2008</b> | <b>414,150</b> |                | <b>110,915</b> | <b>478,902</b> | <b>0</b>      | <b>1,003,967</b>   |




## King Mackerel Rec Landings Trend



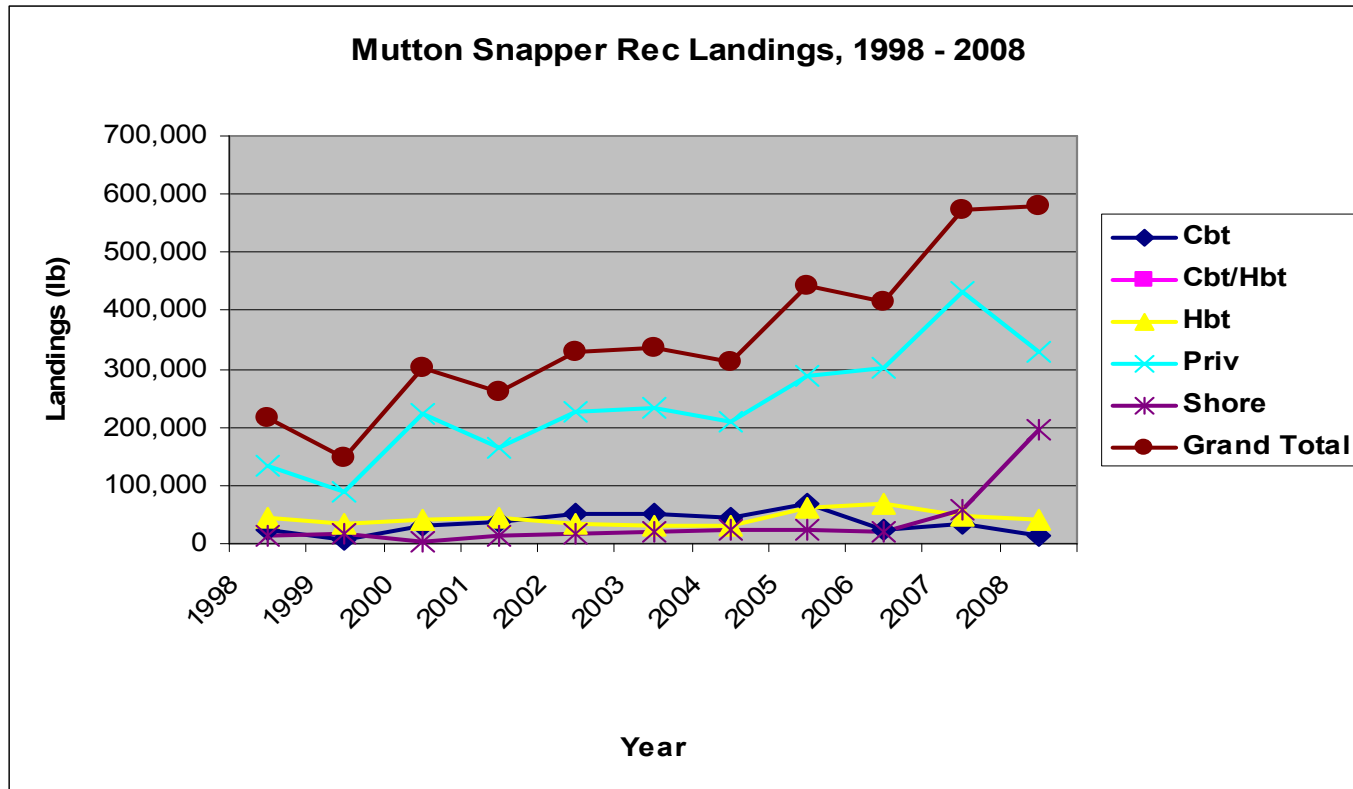



## ***King Mackerel Rec Landings***

| <b>fish_yr</b> | <b>Cbt</b>       | <b>Cbt/Hbt</b> | <b>Hbt</b>     | <b>Priv</b>      | <b>Shore</b>   | <b>Grand Total</b> |
|----------------|------------------|----------------|----------------|------------------|----------------|--------------------|
| <b>1998</b>    | <b>2,142,363</b> | <b>16,054</b>  | <b>121,795</b> | <b>2,073,287</b> | <b>52,435</b>  | <b>4,405,934</b>   |
| <b>1999</b>    | <b>1,027,299</b> | <b>3,751</b>   | <b>133,771</b> | <b>2,180,119</b> | <b>14,057</b>  | <b>3,358,997</b>   |
| <b>2000</b>    | <b>1,321,630</b> |                | <b>149,796</b> | <b>3,984,041</b> | <b>18,187</b>  | <b>5,473,655</b>   |
| <b>2001</b>    | <b>1,149,348</b> |                | <b>103,118</b> | <b>3,062,376</b> | <b>89,598</b>  | <b>4,404,439</b>   |
| <b>2002</b>    | <b>518,957</b>   |                | <b>93,290</b>  | <b>2,000,759</b> | <b>148,070</b> | <b>2,761,075</b>   |
| <b>2003</b>    | <b>696,146</b>   |                | <b>65,199</b>  | <b>3,388,192</b> | <b>16,426</b>  | <b>4,165,962</b>   |
| <b>2004</b>    | <b>1,128,628</b> | <b>217</b>     | <b>120,200</b> | <b>3,363,879</b> | <b>26,409</b>  | <b>4,639,332</b>   |
| <b>2005</b>    | <b>869,573</b>   |                | <b>148,768</b> | <b>2,452,023</b> | <b>7,783</b>   | <b>3,478,146</b>   |
| <b>2006</b>    | <b>779,011</b>   |                | <b>132,494</b> | <b>3,056,802</b> | <b>93,282</b>  | <b>4,061,590</b>   |
| <b>2007</b>    | <b>761,530</b>   |                | <b>201,668</b> | <b>5,020,419</b> | <b>53,217</b>  | <b>6,036,834</b>   |
| <b>2008</b>    | <b>438,353</b>   |                | <b>84,836</b>  | <b>2,990,512</b> | <b>13,250</b>  | <b>3,526,952</b>   |



## Mutton Snapper Rec Landings Trend



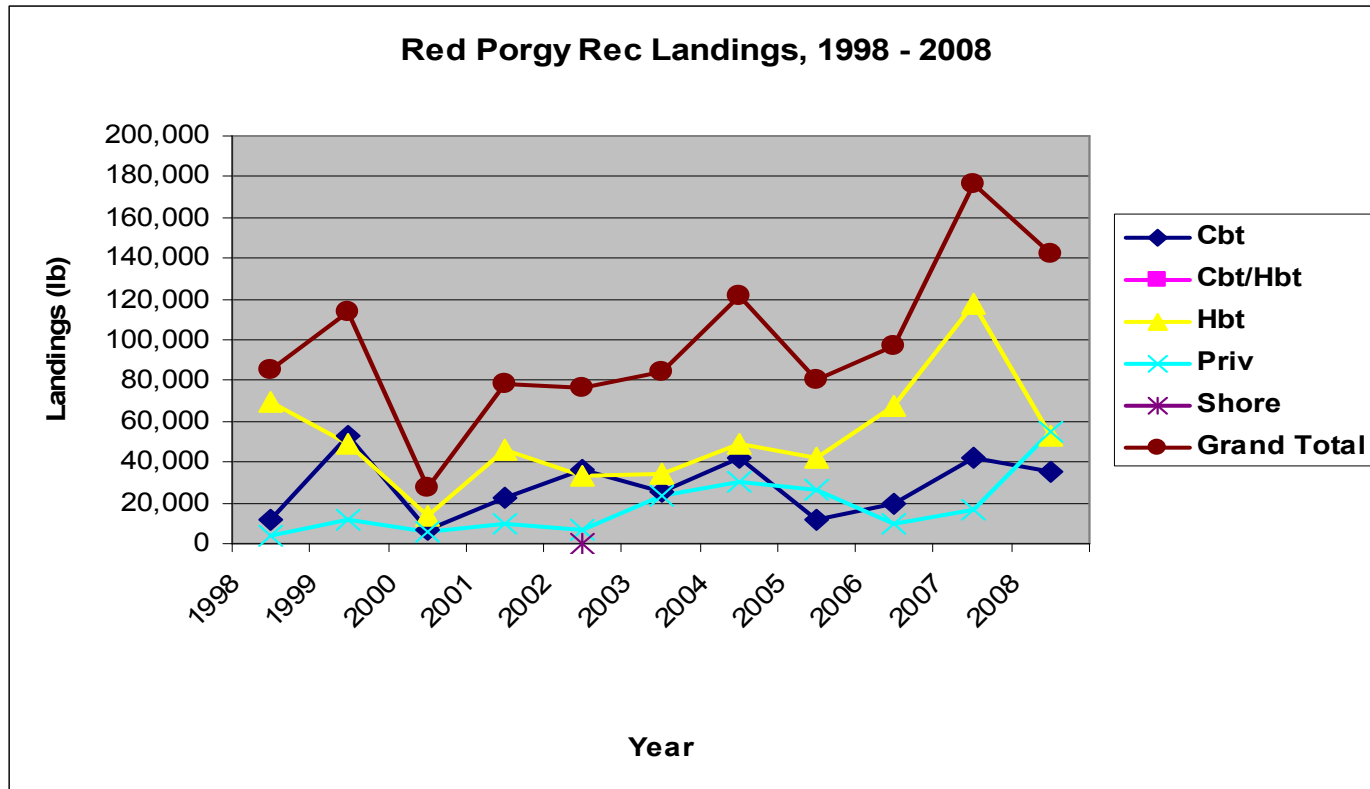


## ***Mutton Snapper Rec Landings***


| <b>fish_yr</b> | <b>Cbt</b>    | <b>Cbt/Hbt</b> | <b>Hbt</b>    | <b>Priv</b>    | <b>Shore</b>   | <b>Grand Total</b> |
|----------------|---------------|----------------|---------------|----------------|----------------|--------------------|
| <b>1998</b>    | <b>24,040</b> |                | <b>43,360</b> | <b>134,543</b> | <b>15,110</b>  | <b>217,053</b>     |
| <b>1999</b>    | <b>7,842</b>  |                | <b>33,376</b> | <b>87,774</b>  | <b>17,536</b>  | <b>146,527</b>     |
| <b>2000</b>    | <b>31,209</b> |                | <b>42,861</b> | <b>222,704</b> | <b>4,972</b>   | <b>301,745</b>     |
| <b>2001</b>    | <b>36,123</b> |                | <b>46,284</b> | <b>164,652</b> | <b>15,144</b>  | <b>262,203</b>     |
| <b>2002</b>    | <b>52,503</b> |                | <b>35,783</b> | <b>224,932</b> | <b>16,552</b>  | <b>329,771</b>     |
| <b>2003</b>    | <b>52,590</b> |                | <b>32,489</b> | <b>232,668</b> | <b>19,737</b>  | <b>337,483</b>     |
| <b>2004</b>    | <b>46,241</b> |                | <b>32,304</b> | <b>210,608</b> | <b>23,720</b>  | <b>312,873</b>     |
| <b>2005</b>    | <b>68,249</b> |                | <b>61,506</b> | <b>288,069</b> | <b>23,457</b>  | <b>441,281</b>     |
| <b>2006</b>    | <b>24,914</b> |                | <b>70,026</b> | <b>302,491</b> | <b>19,337</b>  | <b>416,768</b>     |
| <b>2007</b>    | <b>35,435</b> |                | <b>46,974</b> | <b>433,563</b> | <b>56,649</b>  | <b>572,621</b>     |
| <b>2008</b>    | <b>14,326</b> |                | <b>42,220</b> | <b>328,211</b> | <b>195,249</b> | <b>580,007</b>     |



## Red Porgy Rec Landings Trend






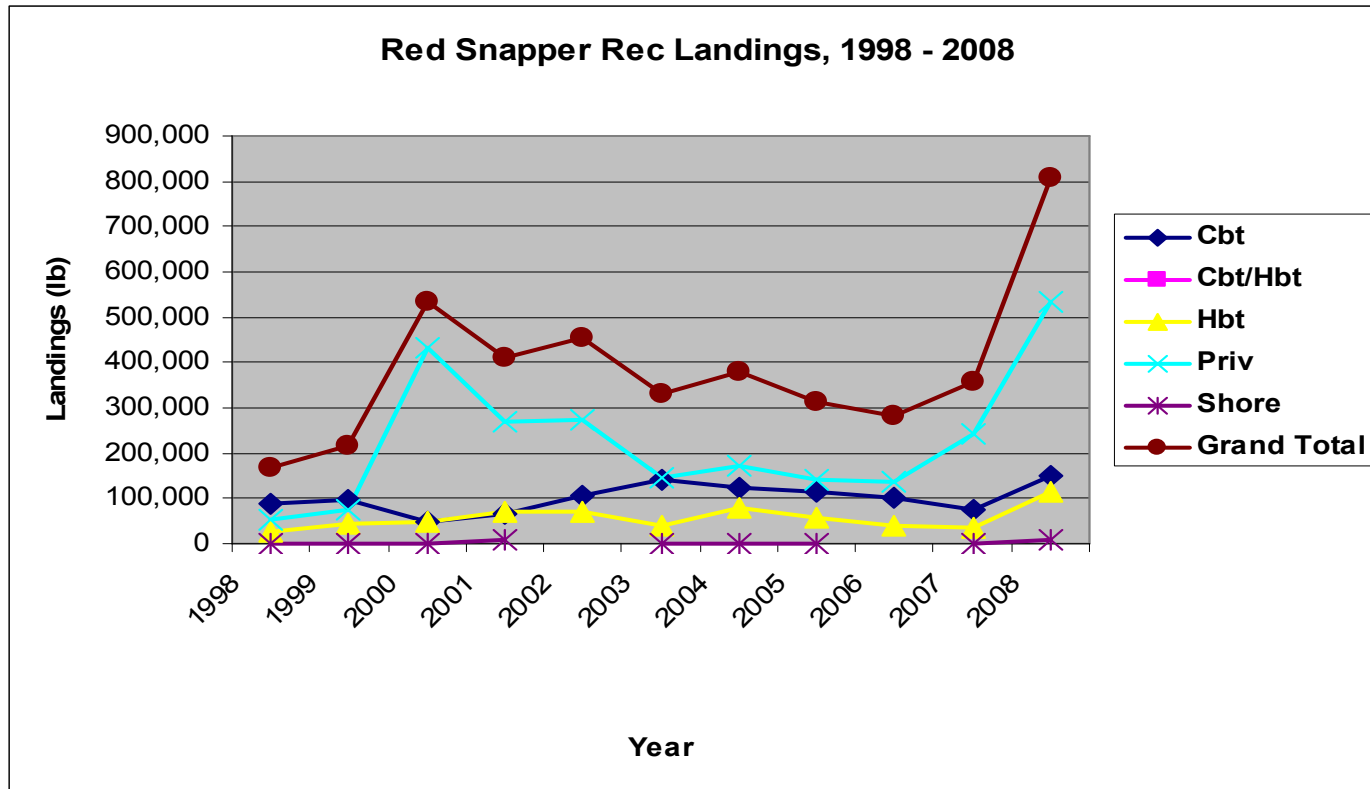



## ***Red Porgy Rec Landings***

| <b>fish_yr</b> | <b>Cbt</b>    | <b>Cbt/Hbt</b> | <b>Hbt</b>     | <b>Priv</b>   | <b>Shore</b> | <b>Grand Total</b> |
|----------------|---------------|----------------|----------------|---------------|--------------|--------------------|
| <b>1998</b>    | <b>12,072</b> |                | <b>69,262</b>  | <b>4,033</b>  |              | <b>85,367</b>      |
| <b>1999</b>    | <b>52,997</b> |                | <b>48,656</b>  | <b>11,700</b> |              | <b>113,353</b>     |
| <b>2000</b>    | <b>6,844</b>  |                | <b>13,906</b>  | <b>6,320</b>  |              | <b>27,069</b>      |
| <b>2001</b>    | <b>22,585</b> |                | <b>46,308</b>  | <b>9,843</b>  |              | <b>78,736</b>      |
| <b>2002</b>    | <b>36,226</b> |                | <b>33,341</b>  | <b>6,708</b>  | <b>0</b>     | <b>76,275</b>      |
| <b>2003</b>    | <b>25,357</b> |                | <b>34,742</b>  | <b>23,848</b> |              | <b>83,948</b>      |
| <b>2004</b>    | <b>42,299</b> |                | <b>49,308</b>  | <b>29,931</b> |              | <b>121,539</b>     |
| <b>2005</b>    | <b>11,613</b> |                | <b>42,143</b>  | <b>26,668</b> |              | <b>80,424</b>      |
| <b>2006</b>    | <b>19,437</b> |                | <b>67,679</b>  | <b>10,183</b> |              | <b>97,299</b>      |
| <b>2007</b>    | <b>42,452</b> |                | <b>117,254</b> | <b>16,473</b> |              | <b>176,180</b>     |
| <b>2008</b>    | <b>34,806</b> |                | <b>52,598</b>  | <b>54,961</b> |              | <b>142,365</b>     |




## Red Snapper Rec Landings Trend



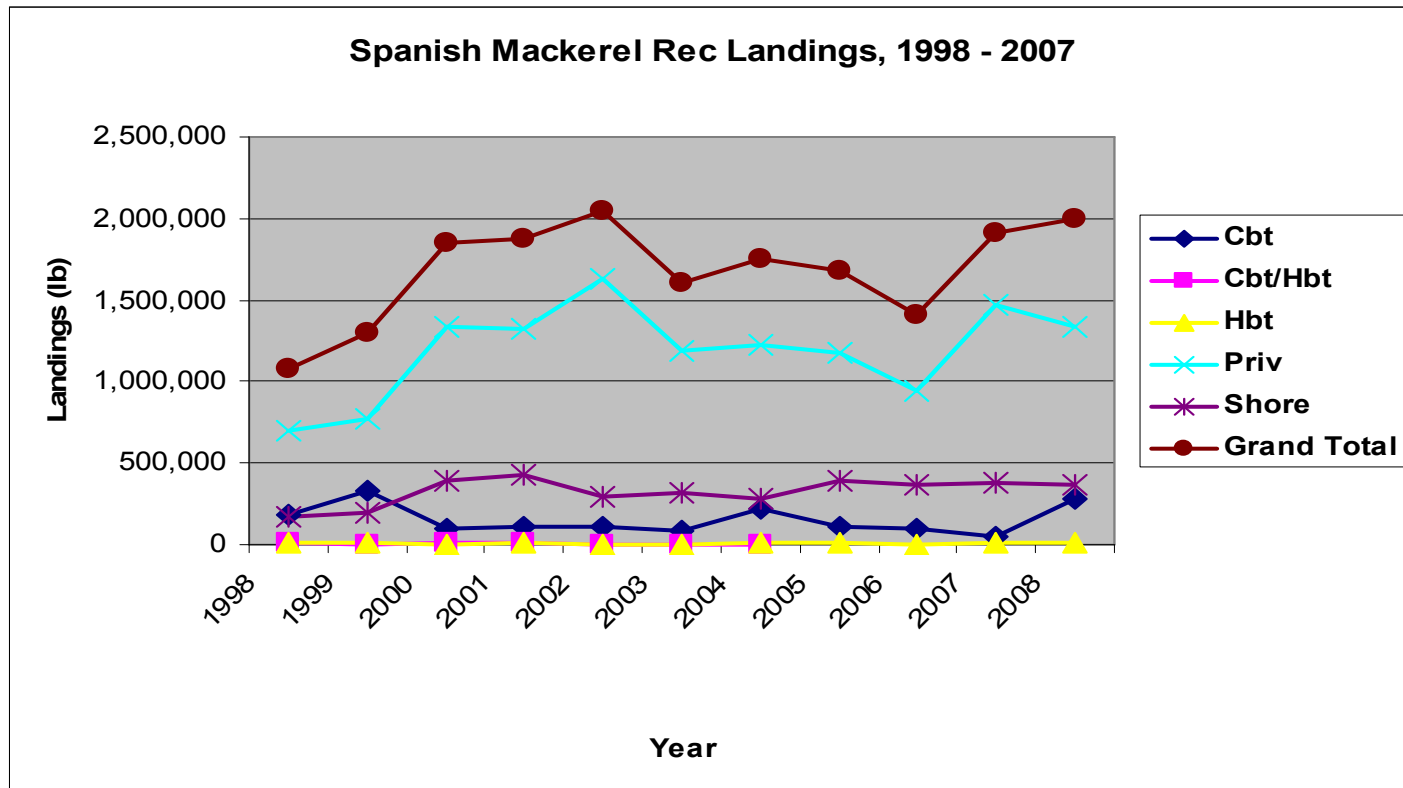



## ***Red Snapper Rec Landings***

| <b>fish_yr</b> | <b>Cbt</b>     | <b>Cbt/Hbt</b> | <b>Hbt</b>     | <b>Priv</b>    | <b>Shore</b>  | <b>Grand Total</b> |
|----------------|----------------|----------------|----------------|----------------|---------------|--------------------|
| <b>1998</b>    | <b>87,446</b>  |                | <b>26,848</b>  | <b>54,110</b>  | <b>0</b>      | <b>168,404</b>     |
| <b>1999</b>    | <b>97,079</b>  |                | <b>43,558</b>  | <b>75,771</b>  | <b>0</b>      | <b>216,408</b>     |
| <b>2000</b>    | <b>50,497</b>  |                | <b>49,403</b>  | <b>434,004</b> | <b>0</b>      | <b>533,904</b>     |
| <b>2001</b>    | <b>65,238</b>  |                | <b>68,384</b>  | <b>267,071</b> | <b>10,510</b> | <b>411,203</b>     |
| <b>2002</b>    | <b>108,031</b> |                | <b>70,796</b>  | <b>274,868</b> |               | <b>453,695</b>     |
| <b>2003</b>    | <b>141,010</b> |                | <b>41,353</b>  | <b>147,192</b> | <b>0</b>      | <b>329,555</b>     |
| <b>2004</b>    | <b>125,308</b> |                | <b>80,349</b>  | <b>173,137</b> | <b>0</b>      | <b>378,793</b>     |
| <b>2005</b>    | <b>116,716</b> |                | <b>58,695</b>  | <b>139,542</b> | <b>0</b>      | <b>314,953</b>     |
| <b>2006</b>    | <b>102,598</b> |                | <b>41,432</b>  | <b>138,922</b> |               | <b>282,952</b>     |
| <b>2007</b>    | <b>76,691</b>  |                | <b>37,460</b>  | <b>243,751</b> | <b>0</b>      | <b>357,902</b>     |
| <b>2008</b>    | <b>151,987</b> |                | <b>115,308</b> | <b>534,874</b> | <b>6,967</b>  | <b>809,135</b>     |




## Spanish Mackerel Rec Landings Trend



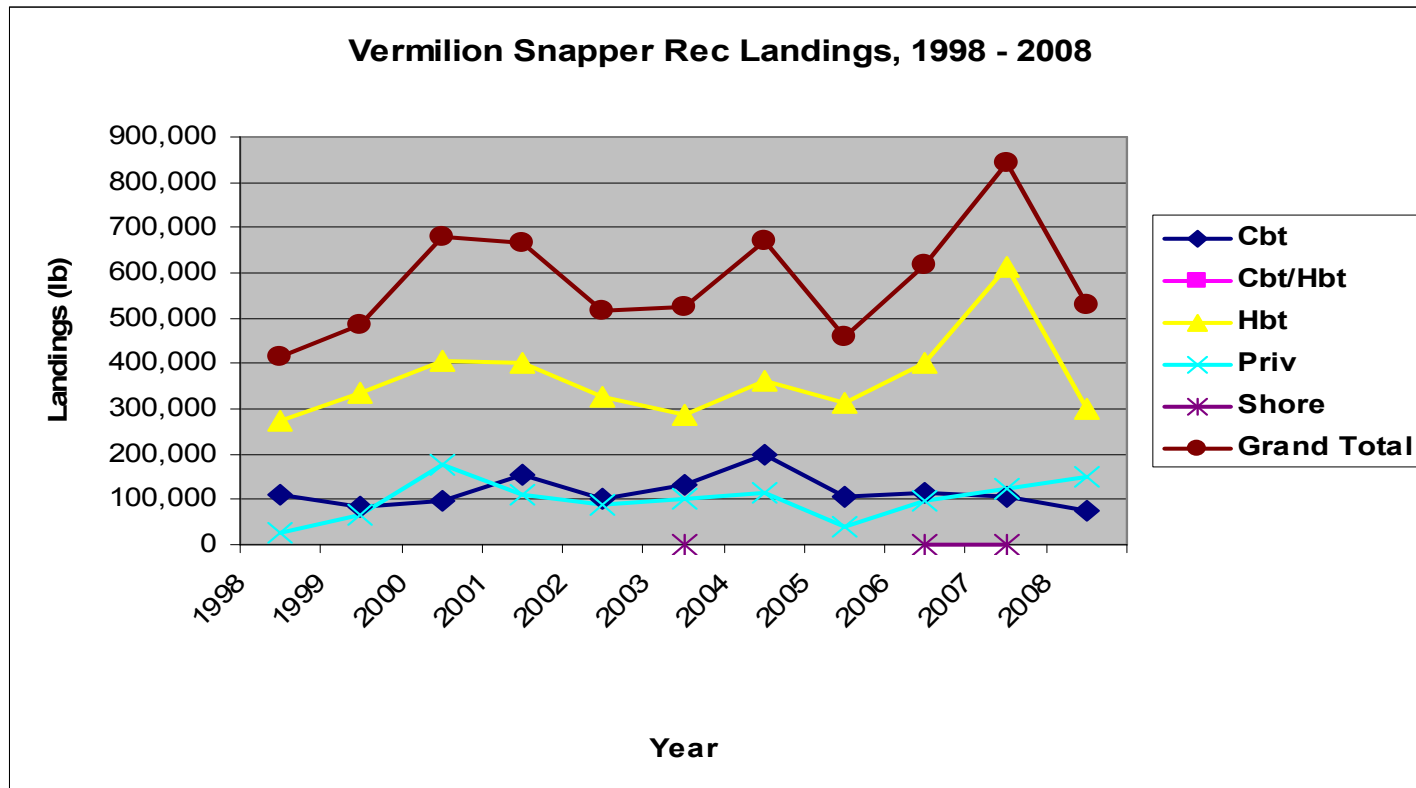



## ***Spanish Mackerel Rec Landings***

| <b>fish_yr</b> | <b>Cbt</b>     | <b>Cbt/Hbt</b> | <b>Hbt</b>    | <b>Priv</b>      | <b>Shore</b>   | <b>Grand Total</b> |
|----------------|----------------|----------------|---------------|------------------|----------------|--------------------|
| <b>1998</b>    | <b>182,762</b> | <b>6,175</b>   | <b>6,225</b>  | <b>704,466</b>   | <b>173,450</b> | <b>1,073,078</b>   |
| <b>1999</b>    | <b>327,640</b> | <b>627</b>     | <b>9,345</b>  | <b>766,385</b>   | <b>198,371</b> | <b>1,302,368</b>   |
| <b>2000</b>    | <b>101,810</b> | <b>10,864</b>  | <b>3,896</b>  | <b>1,336,521</b> | <b>395,195</b> | <b>1,848,286</b>   |
| <b>2001</b>    | <b>108,042</b> | <b>12,740</b>  | <b>10,723</b> | <b>1,318,867</b> | <b>427,203</b> | <b>1,877,575</b>   |
| <b>2002</b>    | <b>114,273</b> | <b>0</b>       | <b>5,435</b>  | <b>1,627,360</b> | <b>295,055</b> | <b>2,042,122</b>   |
| <b>2003</b>    | <b>90,529</b>  | <b>2,710</b>   | <b>2,828</b>  | <b>1,186,880</b> | <b>318,783</b> | <b>1,601,731</b>   |
| <b>2004</b>    | <b>219,790</b> | <b>1,171</b>   | <b>15,607</b> | <b>1,228,775</b> | <b>285,426</b> | <b>1,750,770</b>   |
| <b>2005</b>    | <b>112,548</b> |                | <b>11,500</b> | <b>1,171,347</b> | <b>386,521</b> | <b>1,681,915</b>   |
| <b>2006</b>    | <b>103,204</b> |                | <b>4,179</b>  | <b>937,771</b>   | <b>361,851</b> | <b>1,407,005</b>   |
| <b>2007</b>    | <b>51,098</b>  |                | <b>6,556</b>  | <b>1,471,215</b> | <b>382,605</b> | <b>1,911,474</b>   |
| <b>2008</b>    | <b>287,616</b> |                | <b>8,066</b>  | <b>1,340,610</b> | <b>365,190</b> | <b>2,001,482</b>   |



## Vermilion Snapper Rec Landings Trend



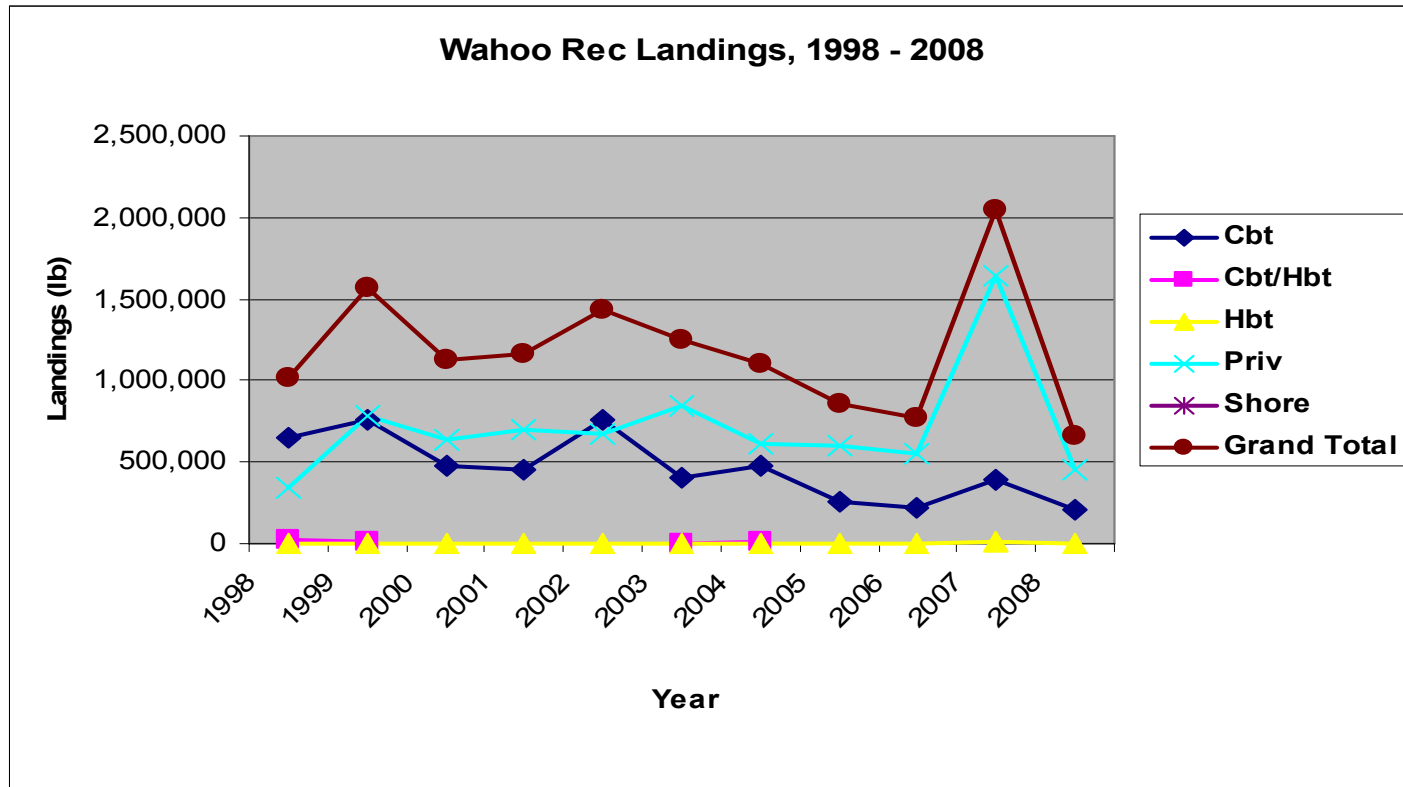


## ***Vermilion Snapper Rec Landings***

| <b>fish_yr</b> | <b>Cbt</b>     | <b>Cbt/Hbt</b> | <b>Hbt</b>     | <b>Priv</b>    | <b>Shore</b> | <b>Grand Total</b> |
|----------------|----------------|----------------|----------------|----------------|--------------|--------------------|
| <b>1998</b>    | <b>110,382</b> |                | <b>275,492</b> | <b>28,541</b>  |              | <b>414,414</b>     |
| <b>1999</b>    | <b>85,806</b>  |                | <b>335,732</b> | <b>65,330</b>  |              | <b>486,867</b>     |
| <b>2000</b>    | <b>96,543</b>  |                | <b>406,785</b> | <b>176,001</b> |              | <b>679,330</b>     |
| <b>2001</b>    | <b>154,159</b> |                | <b>402,620</b> | <b>109,867</b> |              | <b>666,647</b>     |
| <b>2002</b>    | <b>103,351</b> |                | <b>326,447</b> | <b>86,628</b>  |              | <b>516,426</b>     |
| <b>2003</b>    | <b>133,446</b> |                | <b>287,444</b> | <b>103,598</b> | <b>973</b>   | <b>525,461</b>     |
| <b>2004</b>    | <b>197,148</b> |                | <b>361,562</b> | <b>113,529</b> |              | <b>672,239</b>     |
| <b>2005</b>    | <b>105,681</b> |                | <b>311,977</b> | <b>40,666</b>  |              | <b>458,324</b>     |
| <b>2006</b>    | <b>115,251</b> |                | <b>402,351</b> | <b>98,671</b>  | <b>0</b>     | <b>616,273</b>     |
| <b>2007</b>    | <b>107,096</b> |                | <b>613,765</b> | <b>122,041</b> | <b>873</b>   | <b>843,775</b>     |
| <b>2008</b>    | <b>76,672</b>  |                | <b>301,175</b> | <b>149,673</b> |              | <b>527,520</b>     |




## Wahoo Rec Landings Trend






**NOAA  
FISHERIES  
SERVICE**

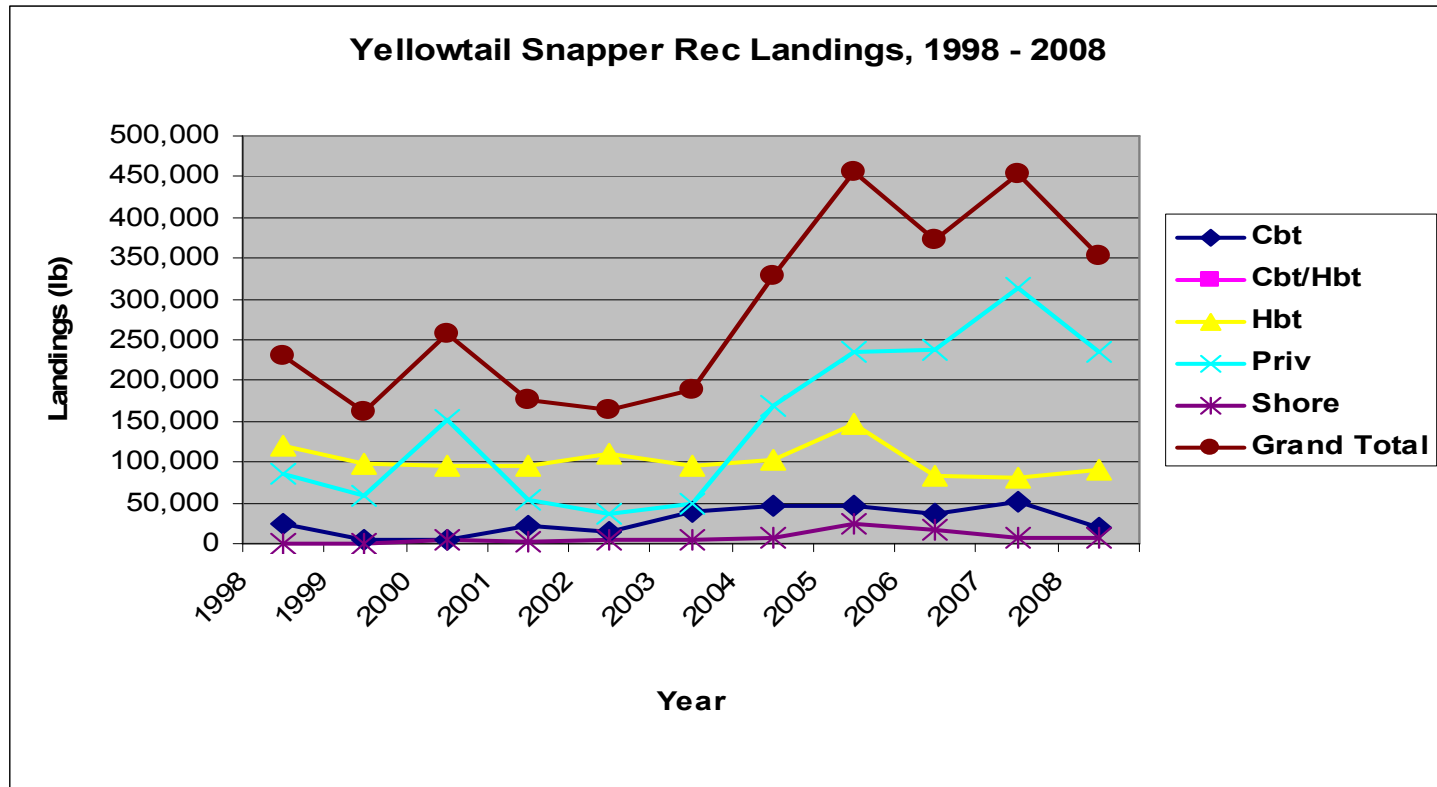



## ***Wahoo Rec Landings***

| <b>fish_yr</b> | <b>Cbt</b>     | <b>Cbt/Hbt</b> | <b>Hbt</b>    | <b>Priv</b>      | <b>Shore</b> | <b>Grand Total</b> |
|----------------|----------------|----------------|---------------|------------------|--------------|--------------------|
| <b>1998</b>    | <b>651,202</b> | <b>19,304</b>  | <b>2,549</b>  | <b>348,959</b>   |              | <b>1,022,014</b>   |
| <b>1999</b>    | <b>758,166</b> | <b>16,746</b>  | <b>5,358</b>  | <b>784,753</b>   |              | <b>1,565,023</b>   |
| <b>2000</b>    | <b>482,750</b> |                | <b>5,467</b>  | <b>639,889</b>   |              | <b>1,128,106</b>   |
| <b>2001</b>    | <b>457,466</b> |                | <b>863</b>    | <b>701,917</b>   |              | <b>1,160,247</b>   |
| <b>2002</b>    | <b>756,379</b> |                | <b>4,881</b>  | <b>675,710</b>   |              | <b>1,436,969</b>   |
| <b>2003</b>    | <b>400,194</b> | <b>3,254</b>   | <b>623</b>    | <b>847,598</b>   |              | <b>1,251,669</b>   |
| <b>2004</b>    | <b>479,403</b> | <b>9,848</b>   | <b>5,216</b>  | <b>610,084</b>   |              | <b>1,104,551</b>   |
| <b>2005</b>    | <b>252,441</b> |                | <b>5,790</b>  | <b>598,739</b>   |              | <b>856,970</b>     |
| <b>2006</b>    | <b>218,819</b> |                | <b>3,001</b>  | <b>546,314</b>   |              | <b>768,134</b>     |
| <b>2007</b>    | <b>391,192</b> |                | <b>10,278</b> | <b>1,645,518</b> |              | <b>2,046,988</b>   |
| <b>2008</b>    | <b>206,241</b> |                | <b>2,767</b>  | <b>456,268</b>   |              | <b>665,276</b>     |



## Yellowtail Snapper Rec Landings Trend





## ***Yellowtail Snapper Rec Landings***

| <b>fish_yr</b> | <b>Cbt</b>    | <b>Cbt/Hbt</b> | <b>Hbt</b>     | <b>Priv</b>    | <b>Shore</b>  | <b>Grand Total</b> |
|----------------|---------------|----------------|----------------|----------------|---------------|--------------------|
| <b>1998</b>    | <b>25,672</b> |                | <b>119,808</b> | <b>85,180</b>  | <b>0</b>      | <b>230,659</b>     |
| <b>1999</b>    | <b>3,983</b>  |                | <b>98,905</b>  | <b>57,996</b>  | <b>981</b>    | <b>161,864</b>     |
| <b>2000</b>    | <b>5,409</b>  |                | <b>94,696</b>  | <b>151,857</b> | <b>5,270</b>  | <b>257,232</b>     |
| <b>2001</b>    | <b>22,407</b> |                | <b>96,209</b>  | <b>54,889</b>  | <b>2,108</b>  | <b>175,612</b>     |
| <b>2002</b>    | <b>13,978</b> |                | <b>110,374</b> | <b>36,652</b>  | <b>4,022</b>  | <b>165,026</b>     |
| <b>2003</b>    | <b>38,673</b> |                | <b>96,406</b>  | <b>48,491</b>  | <b>4,386</b>  | <b>187,955</b>     |
| <b>2004</b>    | <b>47,436</b> |                | <b>103,518</b> | <b>168,310</b> | <b>8,269</b>  | <b>327,533</b>     |
| <b>2005</b>    | <b>47,200</b> |                | <b>147,470</b> | <b>236,427</b> | <b>24,962</b> | <b>456,060</b>     |
| <b>2006</b>    | <b>35,949</b> |                | <b>83,329</b>  | <b>236,859</b> | <b>17,227</b> | <b>373,364</b>     |
| <b>2007</b>    | <b>51,255</b> |                | <b>81,889</b>  | <b>313,713</b> | <b>7,412</b>  | <b>454,269</b>     |
| <b>2008</b>    | <b>18,921</b> |                | <b>91,142</b>  | <b>235,087</b> | <b>7,778</b>  | <b>352,929</b>     |