



South Atlantic Red Snapper 2020 Recreational Season Summary

Prepared for the South Atlantic Fishery
Management Council

September 2020




South Atlantic Red Snapper Monitoring in Florida



Florida Fish and Wildlife Conservation Commission

Fish and Wildlife Research Institute

Beverly.Sauls@MyFWC.com



2020 data collection during covid-19

Mode	Special Surveys in-season	Year-round monitoring
Private boat	<ul style="list-style-type: none"> • Effort monitoring at inlets <ul style="list-style-type: none"> • No impact • Angler intercept surveys <ul style="list-style-type: none"> • Shortened interview • No discard data collected • Reduced biological sampling 	<ul style="list-style-type: none"> • MRIP <ul style="list-style-type: none"> • Intercept surveys paused April to mid-May, reduced interviews through August • State Reef Fish Survey <ul style="list-style-type: none"> • Start-up impacted by reduced intercept sampling
Charter	<ul style="list-style-type: none"> • Mail/telephone survey of federally permitted vessels <ul style="list-style-type: none"> • No impact • Dockside biological sampling <ul style="list-style-type: none"> • Reduced 	<ul style="list-style-type: none"> • MRIP For-Hire Survey <ul style="list-style-type: none"> • Effort: weekly phone calls increased to 20% May-June, and 15% in July • Catch: see notes for private boat above



- New! Expanded to Atlantic coast July 2020
- Free endorsement required for private boat anglers to fish for:
 - Red Snapper
 - Vermilion, Mutton and Yellowtail snappers
 - Red, Black and Gag groupers
 - Gray Triggerfish, Hogfish, Amberjacks (4 *Seriola* sp.)
- Year-round, monthly estimates
 - Effort
 - Landings
 - Discards
- Special surveys will continue to be conducted to provide precise landings during mini-seasons

The FWC's

State Reef Fish Survey

There are two components to the State Reef Fish Survey:



MAIL

If selected, we will ask:

- How often you fish
- Where you fish
- Types of fish you target



DOCKSIDE

If interviewed, we will ask:

- Types of fish you caught
- How many reef fish you released and harvested
- If we can sample your fish

Together, these surveys tell us:

How many recreational reef fish trips are taken each month, and the total number of fish that are harvested and released.



MyFWC.com

As an angler or spear fisher, your responses on these surveys help improve scientific data and management of these important fisheries.

Mae B. Outdoors			
CEN 89768421 3993-05-01 WFW 82068897-01			
Item:	Start:	End:	Renew By:
Freshwater Fishing	03/01/2020	06/30/2021	06/30/2021
Saltwater	03/01/2020	06/30/2021	06/30/2021
State Reef Fish Angler	03/01/2020	06/30/2021	06/30/2021
Hunting	03/01/2020	06/30/2021	06/30/2021
Management Area Permit	03/01/2020	06/30/2021	06/30/2021
Saltwater Fishing	03/01/2020	06/30/2021	06/30/2021

Florida Fish and Wildlife Conservation Commission
The Florida Department of Natural Resources
3000 North US Highway 1, Tallahassee, FL 32309-2000
850-487-8900

2020 Recreational Season

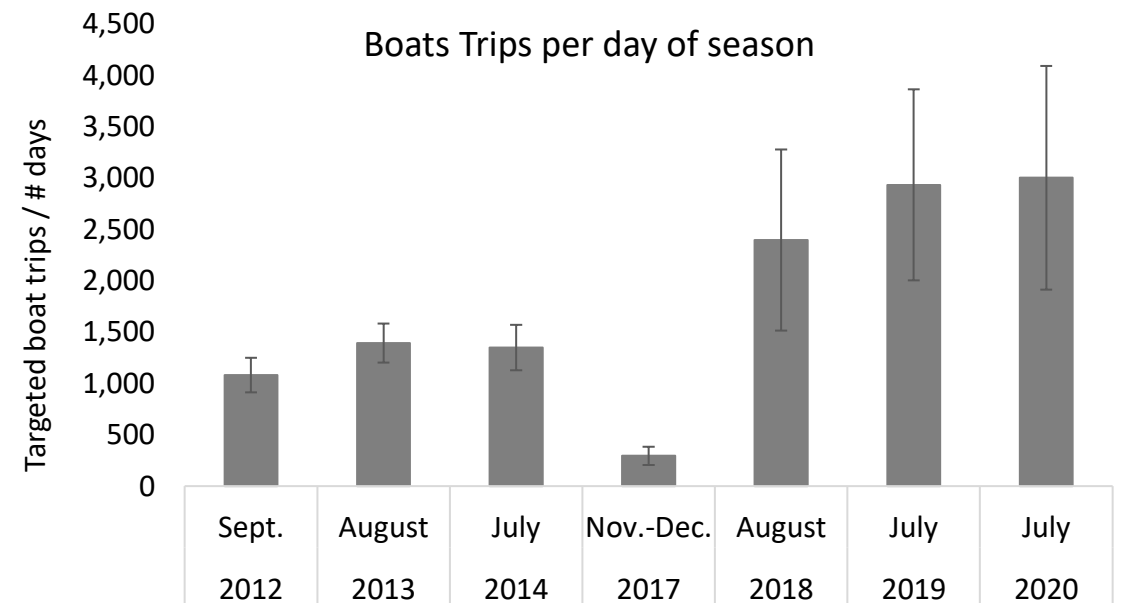
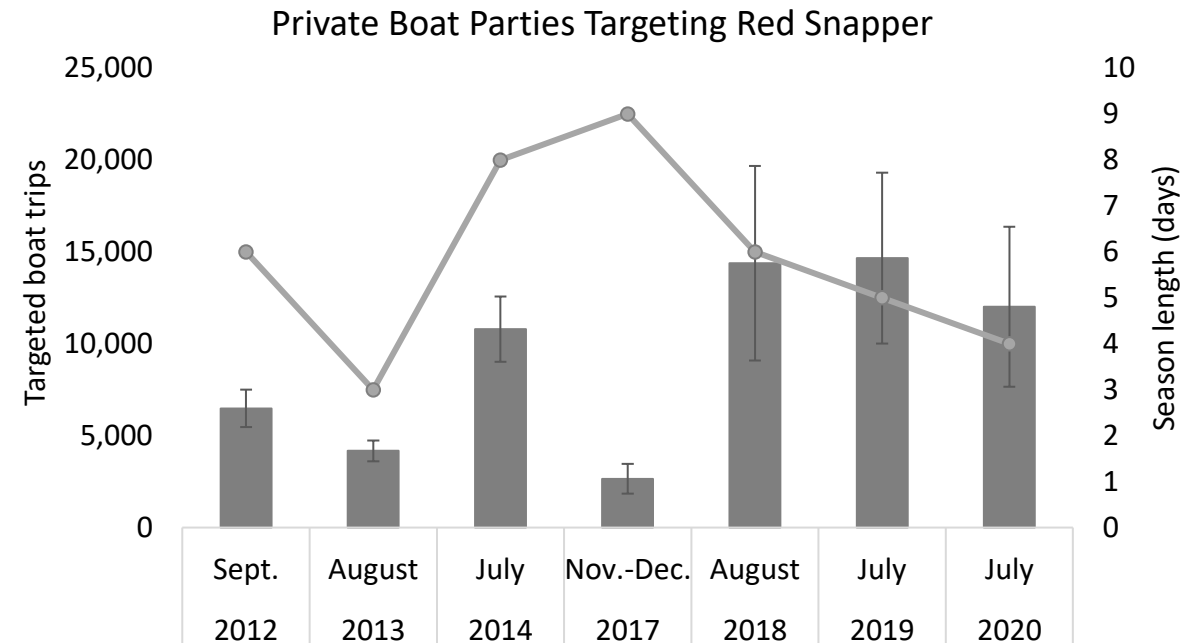
- 8 inlets monitored each day
 - Good weather for offshore boating
 - Heavy boat traffic each day of the season
- 24 intercept survey assignments
 - 712 red snapper fishing parties interviewed
 - 2,684 red snapper anglers interviewed
 - 1,832 red snapper reported harvested
- 823 Red Snapper sampled for biological data
 - Average length 569 mm FL (22.4 inches)
 - Average weight 3.8 kg (8.37 lbs)
 - Otoliths collected for 724 fish



Private Boat Effort

Note: 2020 estimates are preliminary, subject to change following QA/QC

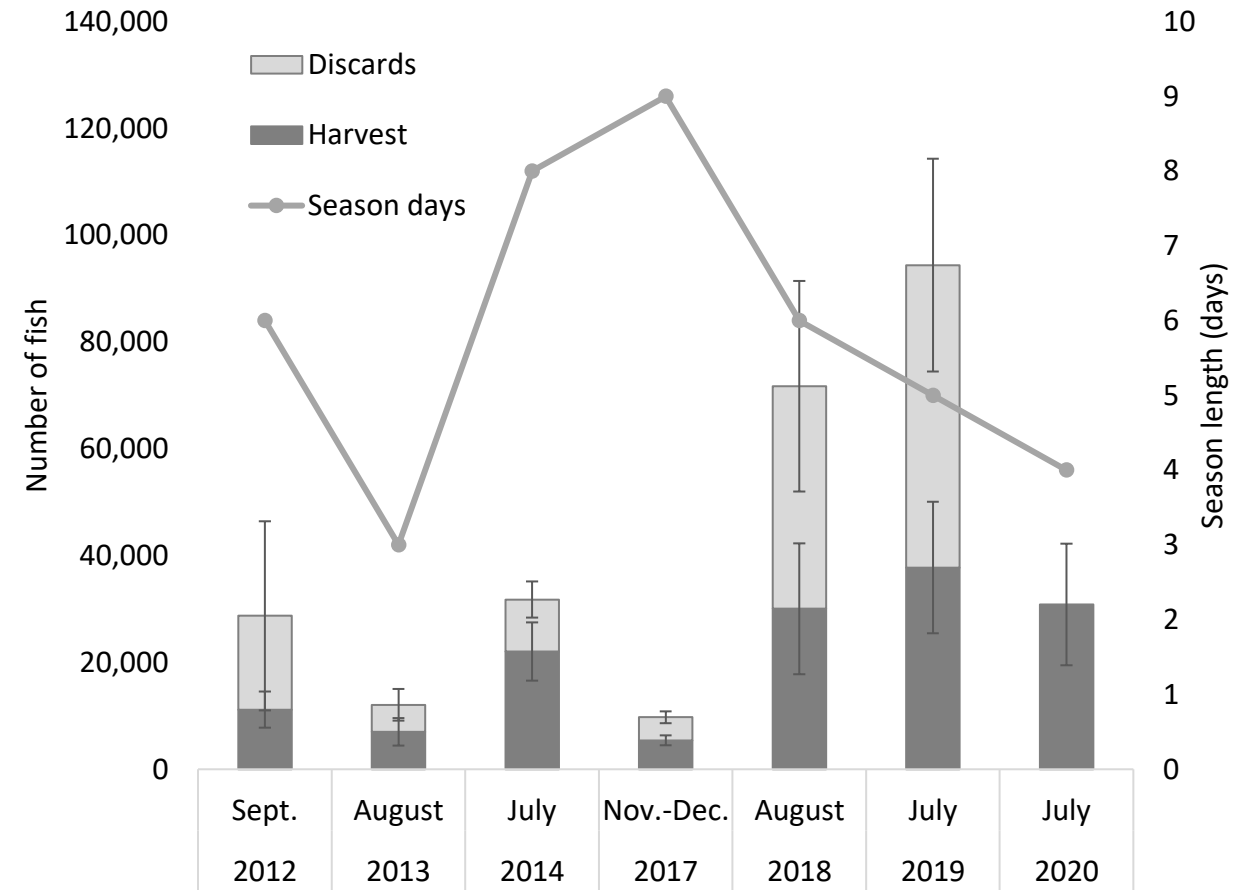
- Estimated 12,019 private boat parties targeted Red Snapper during 2020 season
 - Average 3.7 anglers per boat
 - 45,306 angler trips (c.v. 0.19)
- Targeted trips per day (boat trips) similar to last year
 - No apparent impact from covid-19



Private Boat Catch

Note: 2020 estimates are preliminary, subject to change following QA/QC

- Estimated Red Snapper harvested = 30,838 (c.v. 0.19)
 - CPUE = 0.68 fish per angler trip
- Discard questions not asked in 2020
 - Shortened interview due to Covid-19



Charter Estimates

Note: 2020 estimates are preliminary, subject to change following QA/QC

- 71.7% of vessels selected responded to survey
- Effort
 - 598 charter boat trips (c.v. 0.06)
 - 2,811 charter angler trips (c.v. 0.07)
- Catch
 - 2,929 Red Snapper harvested (c.v. 0.08)
 - 4,937 released (c.v. 0.13)
- Estimates in 2020 comparable to 2019



North Carolina



- 121 carcasses sampled for otoliths from the North Carolina Carcass Collection Program:
 - 838mm FL max; 361mm FL min; 450mm FL avg
- Weather was fishable during both weekends; anecdotal reports from Marine Patrol indicate high activity

South Carolina

- In South Carolina, nine carcass collection freezer sites were available along the coast with a total of 92 fish racks contributed from recreational fishermen.
- Most samples were collected on the last day of the season. The total was slightly lower than 2019 (112 carcasses).



South Carolina

SCDNR has in regulation a requirement for 6-pack for-hire charter vessels to report data at the trip level. Below is an overview of the harvest of red snapper reported during the 2020 harvest dates:

• # kept	164
• Estimated pounds	1,802 pounds
• # released alive	211
• # released dead	3





Charter – 240 fish harvested

- # trips: 27 (195 angler trips)
- # kept: 240 (126 fish were worked up dockside or donated through carcass program)
- # released: 405

Private Angler – 142 fish harvested

- # carcasses : 120
- # processed dockside: 19
- # processed at tournament: 3



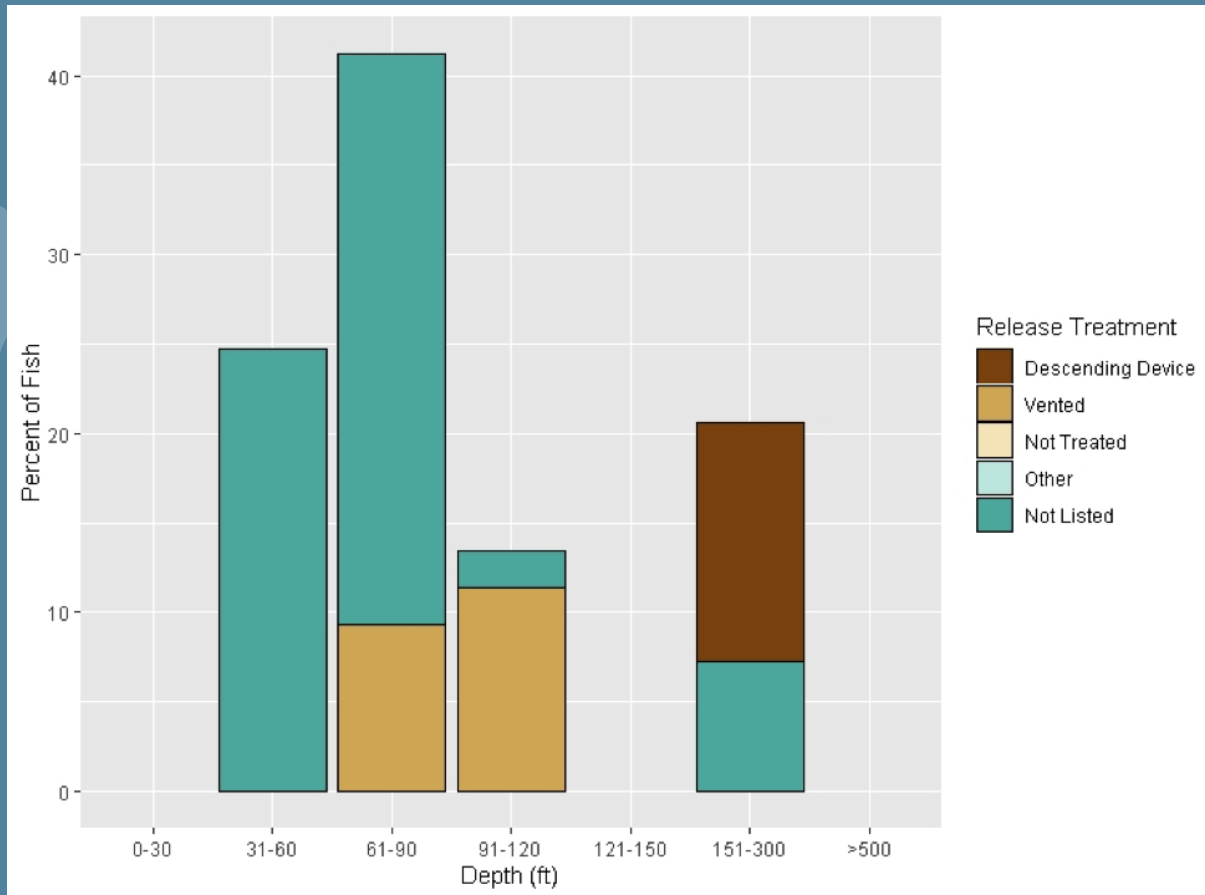
Red Snapper 2020 Mini- Season



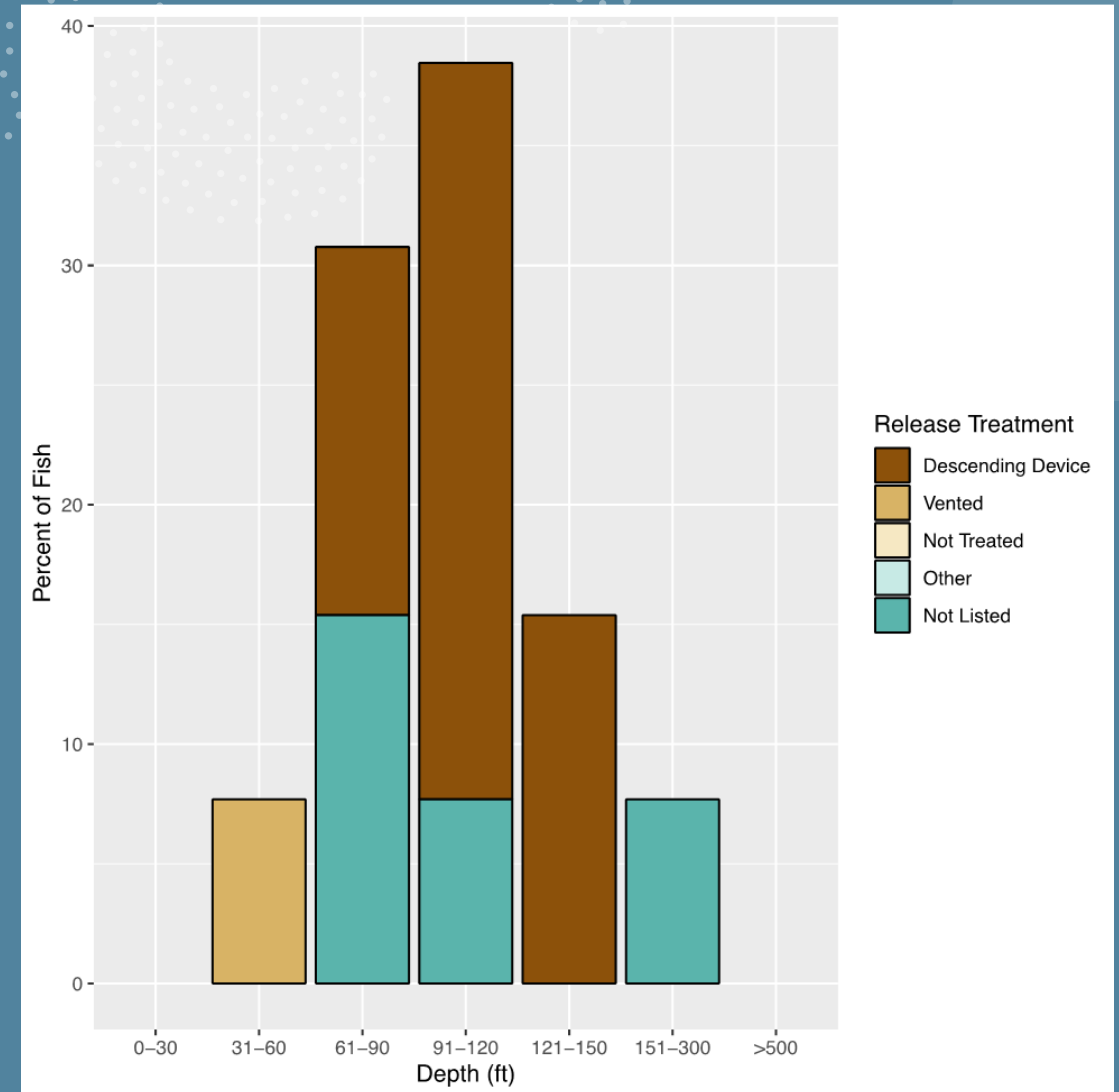
Red Snapper Reported

- 129 Red Snapper were reported this year during the 4-day season.
- Longest red snapper reported: 40 inches
- Heaviest red snapper: 35.2 pounds

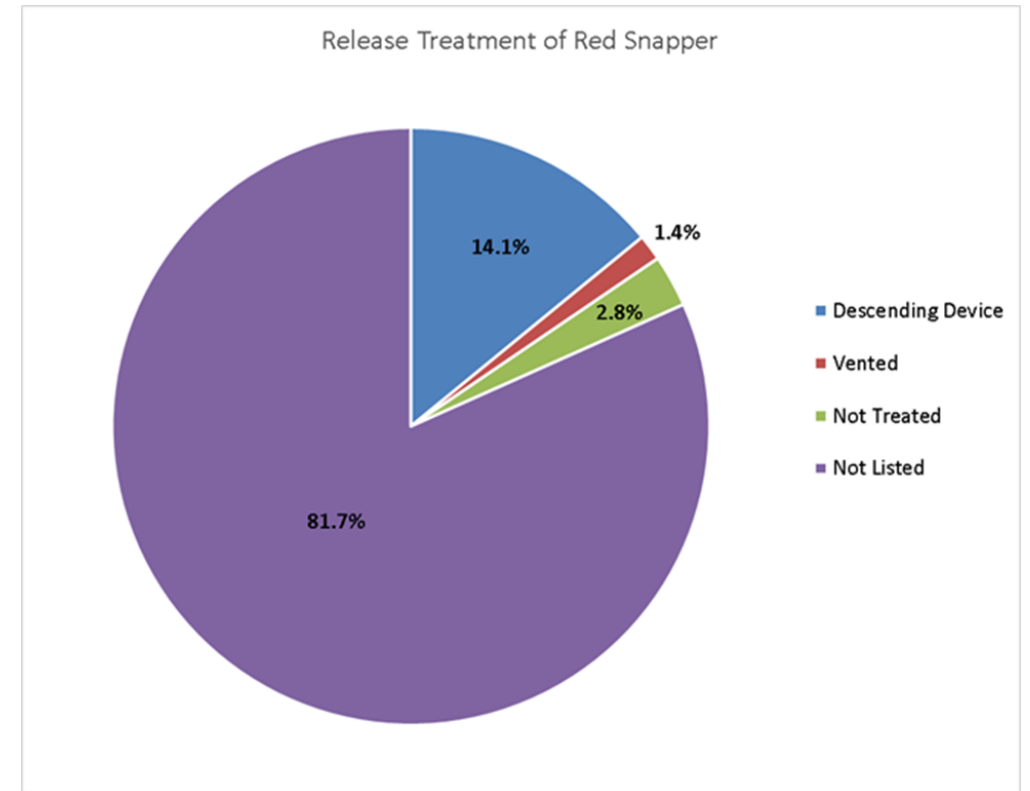
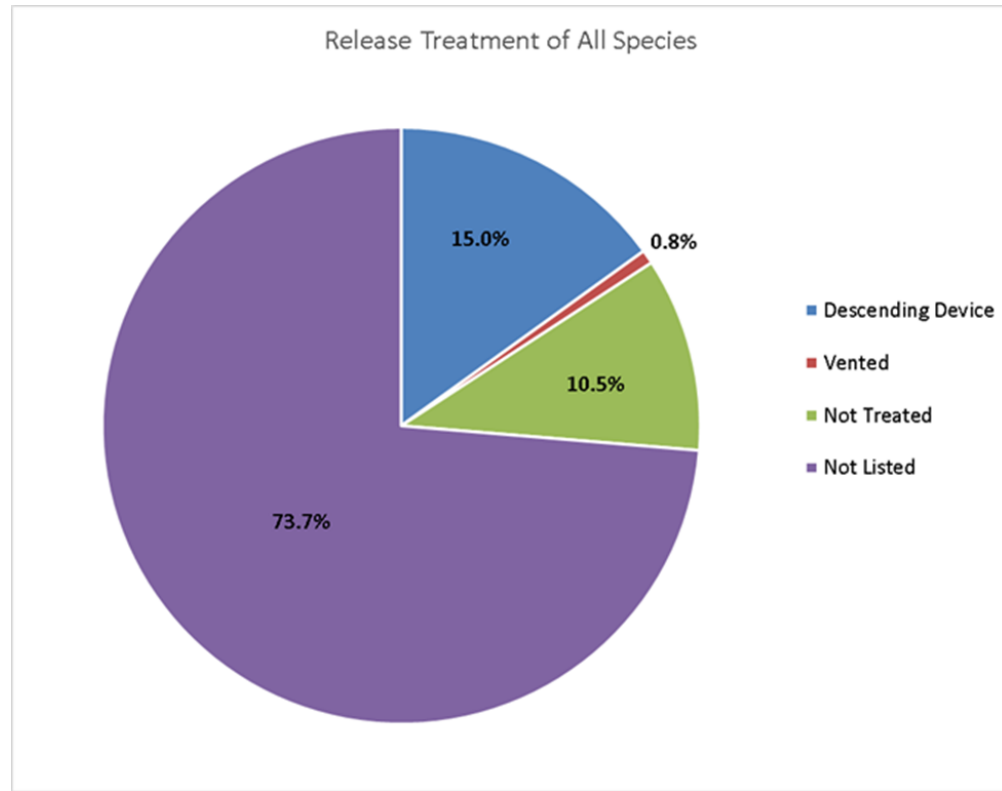
Release Treatment by Depth



2019



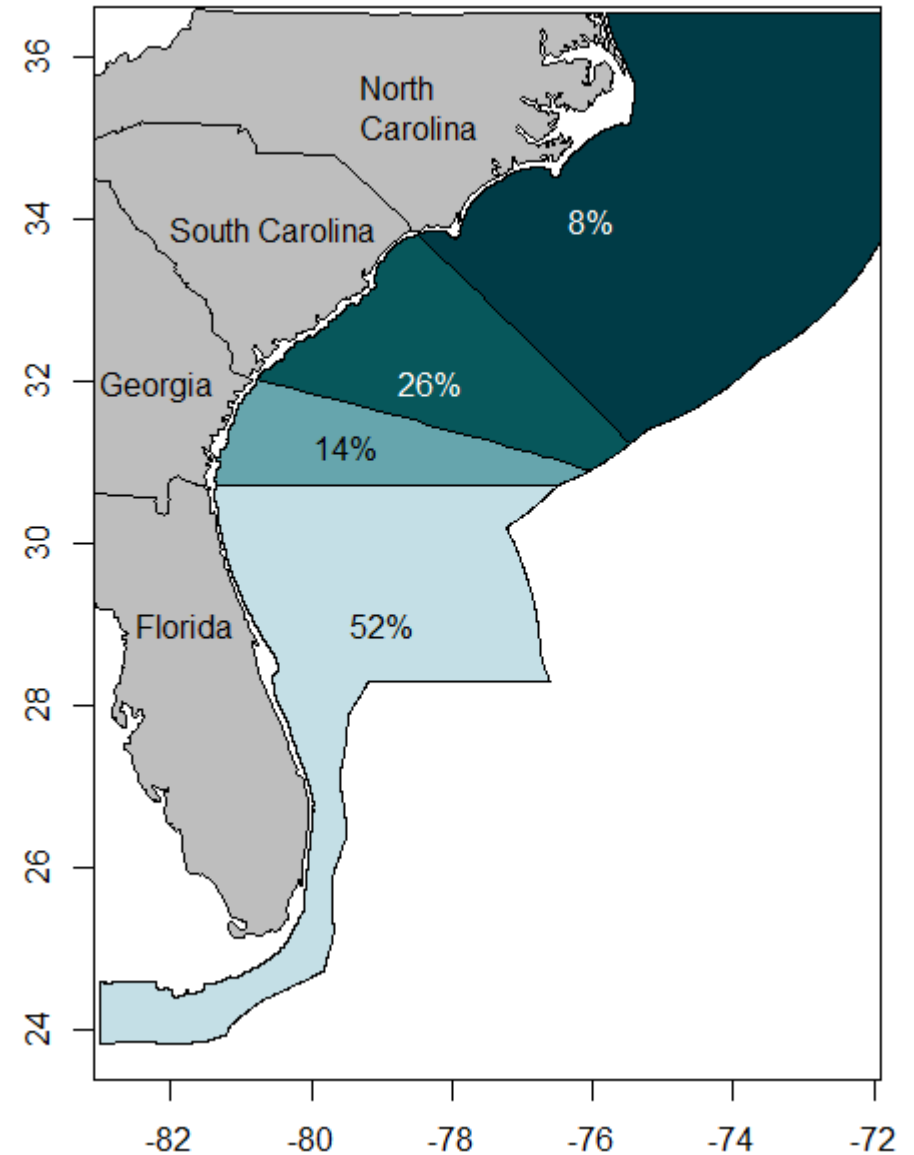
2020



Release Treatment

- 14% to 15% of anglers used a descending device to release red snapper and other species during the 2020 red snapper mini-season.

Catch Distribution by State



Length-Weight Comparison with SEDAR 41

