

## **Landings of Snapper Grouper Complex Species on the Atlantic coast north of North Carolina**

South Atlantic Fishery Management Council  
Snapper Grouper Committee  
September 2017  
Charleston, SC

### **Introduction**

In the South Atlantic region, the Snapper Grouper Complex comprises 55 species and is under the management authority of the South Atlantic Fishery Management Council (SAFMC) in federal waters from the North Carolina/Virginia border south to Key West, Florida. The SAFMC manages black sea bass and scup south of Cape Hatteras, North Carolina. The Mid-Atlantic Fishery Management Council (MAFMC) has management jurisdiction over some snapper grouper species (golden tilefish, scup, and black sea bass) in federal waters north of the North Carolina/Virginia border (north of Cape Hatteras for black sea bass and scup) and through the jurisdiction of the New England Fishery Management Council (NEFMC) to the U.S.-Canada border. The NEFMC does not currently manage any snapper grouper species.

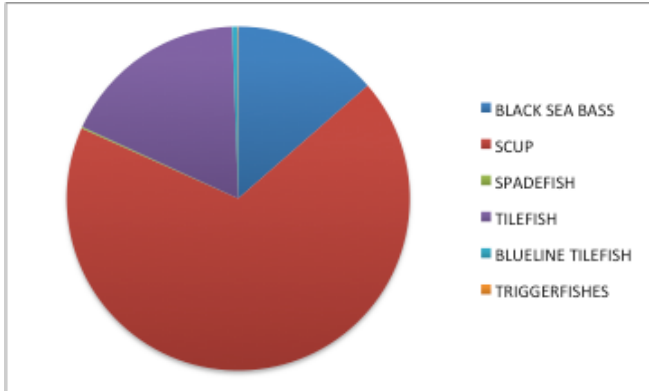
As some species' distributions shift in response to climate change (see Walther et al. 2002, Parmesan and Yohe 2003, Perry et al. 2005, Hickling et al. 2006, Chen et al. 2011, Harball 2013), management agencies should examine the regulations in place and plan for needed adjustments to ensure sustainable fisheries in the future. This document contains background information on landings (commercial and recreational) of snapper grouper species by state from 2010 through 2016 in the Mid-Atlantic and New England regions to inform discussions on addressing this situation. In addition, a summary of management measures applicable to the harvest and possession of snapper grouper species in state waters for states north of North Carolina is included in **Table 1**. The South Atlantic Snapper Grouper Committee/Council will consider working with the MAFMC to have them encourage the states north of North Carolina to potentially implement complementary regulations for snapper grouper species in the Greater Atlantic Region that mirror existing regulations in other Mid-Atlantic states.

### **Landings of All Snapper Grouper Species in the Mid-Atlantic and New England Regions**

Snapper grouper species under federal management in the Mid-Atlantic region include black sea bass, scup, golden tilefish, and blueline tilefish. Black sea bass and scup are managed in cooperation with the Atlantic States Marine Fisheries Commission as a large portion of the landings originates in state waters.

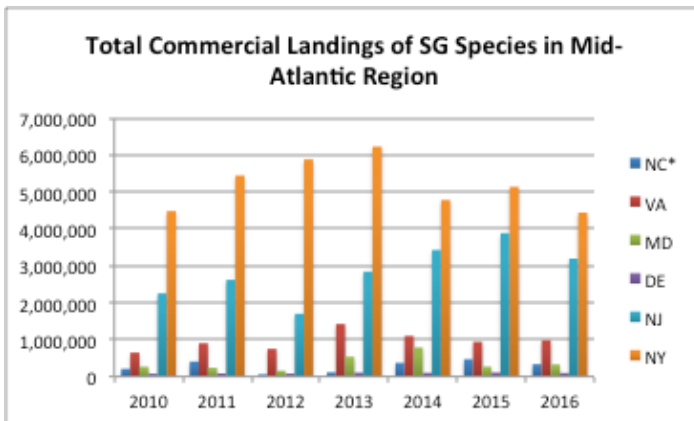
Data from the Atlantic Coastal Cooperative Statistics Survey (ACCSP) were queried to obtain commercial landings of snapper grouper species presented in this document. Commercial landings from 2010 through 2016 were dominated by scup (68%) followed by golden tilefish (18%), and black sea bass (14%). Atlantic spadefish, blueline tilefish,

and triggerfishes comprised the remainder of the commercial catch during that time period (**Figure 1**). Other snapper grouper species were present in small amounts (less than 5,000 pounds whole weight (lbs ww) from 2010 through 2016). Those species, or species groups, include: greater amberjack, snowy grouper, groupers, grunts, hogfish, almaco jack, bar jack, red porgy, banded rudderfish, red snapper, vermilion snapper, snappers, sand tilefish, gray triggerfish, and wreckfish.



**Figure 1.** Species composition of commercial landings (lbs ww) of snapper grouper species in Mid-Atlantic region, 2010-2016. Source: ACCSP.

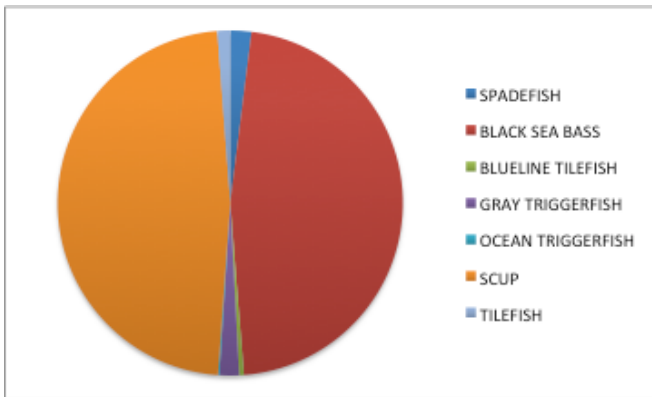
Overall, New York had highest commercial landings over the time period examined, followed by New Jersey (**Figure 2**). Whereas scup comprised the vast majority of the commercial landings in the two states (3.7 and 2 million pounds, respectively), golden tilefish landings figured prominently at about 1.7 and 1.3 million pounds landed in New York and New Jersey, respectively.



**Figure 2.** Total commercial landings (lbs ww) of snapper grouper species by state in the Mid-Atlantic region from 2010 through 2016. \*Landings of black sea bass and scup north of Cape Hatteras, NC, are included. Source: ACCSP.

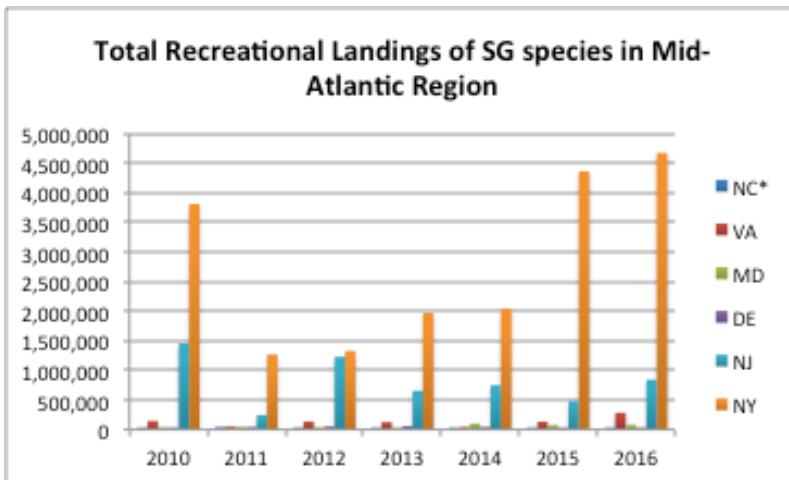
Recreational landings trends were examined using data from the Marine Recreational Information Program (MRIP) from 2010 through 2016. Similar to the commercial landings, recreational landings in the region from 2010 through 2016 were comprised mainly of scup (48%) and black sea bass (47%), with Atlantic spadefish, blueline tilefish, gray triggerfish, ocean triggerfish, and golden tilefish making up the remaining 5%

(Figure 3.). Other snapper grouper species reported in recreational catches in the Mid-Atlantic region from 2010 through 2016 were almaco jack, banded rudderfish, bar jack, gag, greater amberjack, and lesser amberjack.



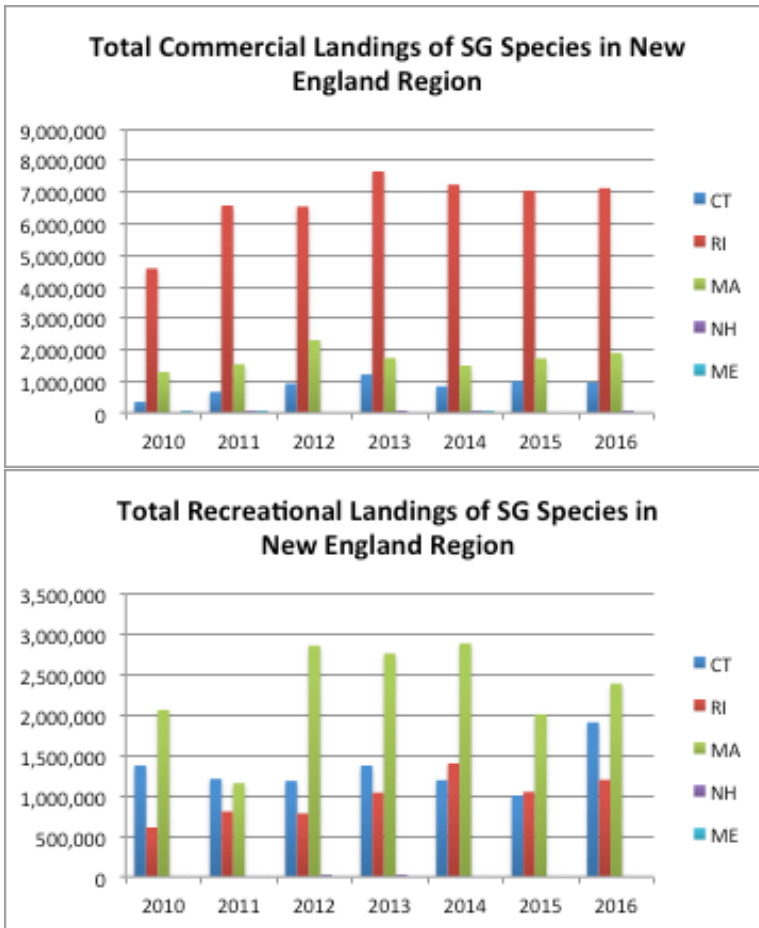
**Figure 3.** Species composition of recreational landings (lbs ww) of snapper grouper species in Mid-Atlantic region, 2010-2016. Source: MRIP.

Similar to commercial landings, New York had much higher recreational landings than other Mid-Atlantic States from 2010 through 2016, with 2016 being the highest year (Figure 4).



**Figure 4.** Total recreational landings (lbs ww) of snapper grouper species by state in the Mid-Atlantic region from 2010 through 2016. \*Landings of black sea bass and scup north of Cape Hatteras, NC, are included. Source: MRIP.

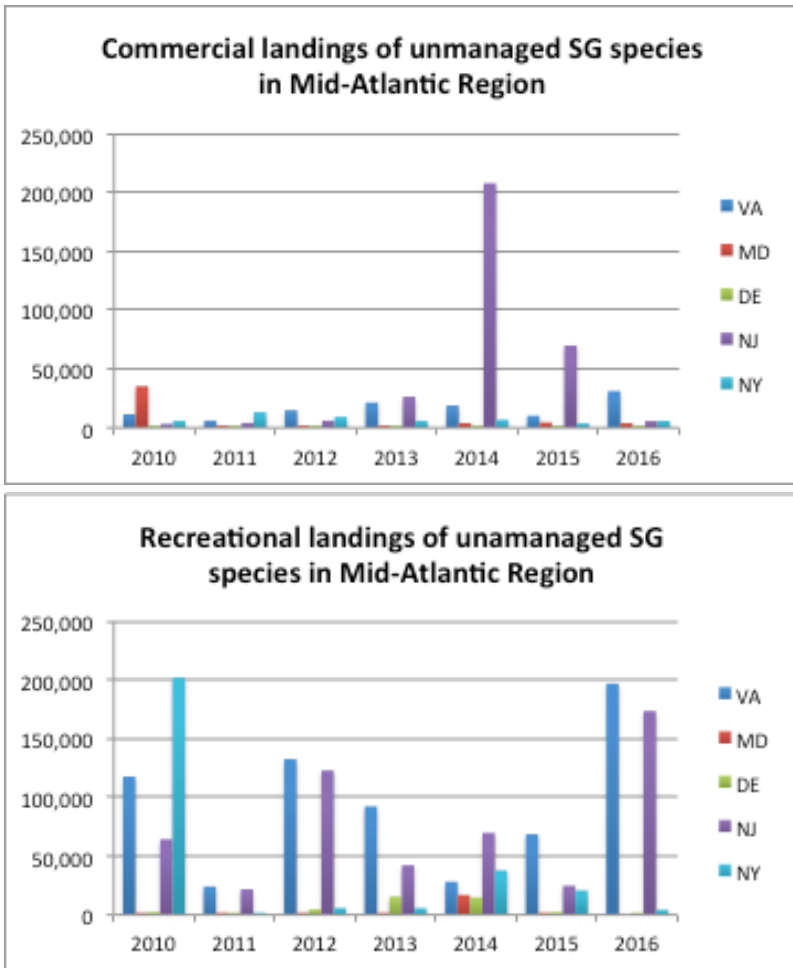
Along the New England coast, the vast majority of commercial and recreational landings are comprised of scup (93%), while black sea bass make up 6% of the landings, and tilefishes and triggerfishes comprise the remaining 1%. Similarly, recreational landings in New England from 2010 through 2016 were made up almost entirely of scup and black sea bass, albeit black sea bass landings comprised 33%. Rhode Island dominated commercial landings in the New England region from 2010 through 2016 (Figure 5) with about 6.6 million pounds landed comprised mainly of scup. Massachusetts had the highest recreational landings during the same time period (about 2.3 million pounds), also comprised mainly of scup (Figure 5).



**Figure 5.** Total commercial and recreational landings (lbs ww) of snapper grouper species by state in the New England Region from 2010 through 2016. Sources: ACCSP & MRIP

### Landings of Unmanaged Snapper Grouper Species in the Mid-Atlantic and New England Regions

It is clear from the summary presented above that the bulk of commercial and recreational landings of snapper grouper species in the Mid-Atlantic and New England regions are dominated by black sea bass and scup. To provide focus on species that lack federal management along the Atlantic coast north of the SAFMC’s area of jurisdiction, a summary of commercial and recreational landings excluding black sea bass, scup, and golden tilefish is presented below as these are considered separate stocks and are managed accordingly. **Figure 6** shows commercial and recreational landings of snapper grouper species without current federal management in the Mid-Atlantic region from 2010 through 2016.



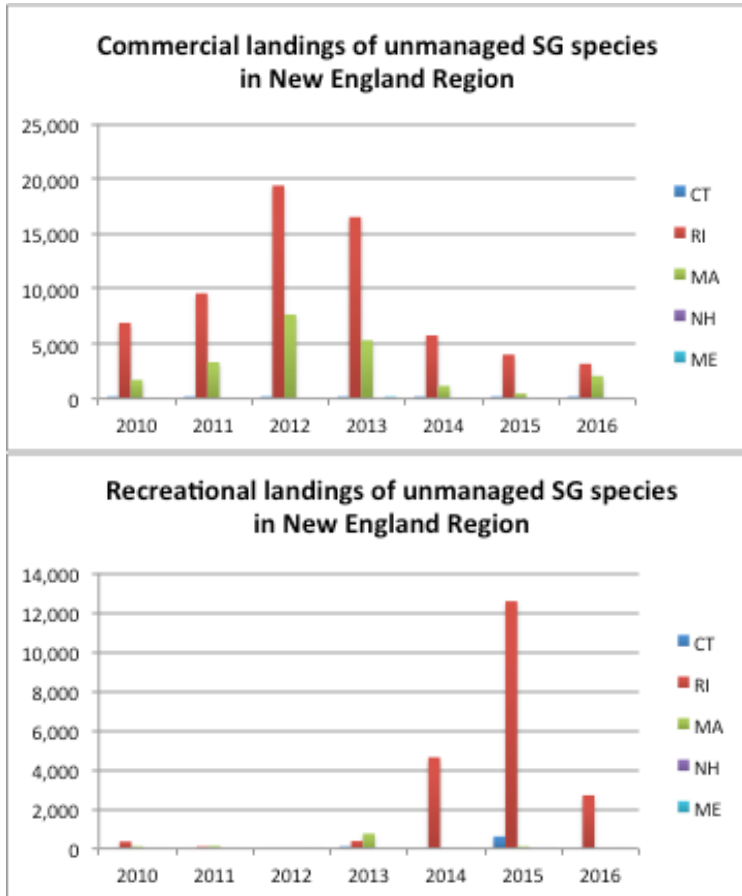
**Figure 6.** Commercial and recreational landings (lbs ww) of unmanaged snapper grouper species in the Mid-Atlantic region, by state, from 2010 through 2016.

Commercial landings of snapper grouper species that currently lack federal management in the Mid-Atlantic region totaled 541,964 lbs ww from 2010 through 2016 and were highest in New Jersey in 2014 and 2015. The majority of those landings were attributed to blueline tilefish (63%), whereas Atlantic spadefish comprised 18%. Eight percent of the commercial landings comprised triggerfishes (presumably gray triggerfish since that species is well represented in the recreational landings in the Mid-Atlantic region), and 5% was attributed to red porgy. Sand tilefish accounted for about 2% of the commercial landings, with the remaining 4% comprised of amberjack, snowy grouper, groupers, grunts, hogfish, almaco jack, bar jack, banded rudderfish, red snapper, vermilion snapper, snappers, and wreckfish.

The majority of the recreational landings in the Mid-Atlantic region from 2010 through 2016 were comprised of Atlantic spadefish (35%), gray triggerfish (32%), golden tilefish (21%), and blueline tilefish (8%). The remaining 4% was made up of banded rudderfish, bar jack, gag, amberjack, and ocean triggerfish. In total, recreational landings of snapper grouper species that currently lack federal management in the Mid-Atlantic region were 1,519,369 lbs ww from 2010 through 2016. New Jersey and Virginia

reported most of the landings during the time period examined, although recreational landings were high in New York in 2010.

Commercial and recreational landings of unmanaged snapper grouper species in New England are shown in **Figure 7**.



**Figure 7.** Commercial and recreational landings (lbs ww) of unmanaged snapper grouper species in the New England region, by state, from 2010 through 2016.

In New England, commercial landings of snapper grouper species that lack federal management totaled 87,585 lbs ww from 2010 through 2016 with the state of Rhode Island dominating the landings. In terms of species composition, triggerfishes comprised 79% while blueline tilefish accounted for 16%. The remaining 4% comprised amberjack, snowy grouper, groupers, bar jack, red porgy, banded rudderfish, red snapper, snappers, Atlantic spadefish, sand tilefish, and wreckfish.

Recreational landings of federally unmanaged snapper grouper species in the New England region from 2010 through 2016 totaled 25,525 lbs ww with almost the entirety of those landings reported from Rhode Island from 2014 through 2016. Gray triggerfish comprised 96% of the landings. The remaining 4% was made up of almaco jack, banded rudderfish, and ocean triggerfish.

## **SAFMC Snapper Grouper Species That May Require Management Adjustment**

### ***Atlantic Spadefish***

Atlantic Spadefish is part of the Snapper Grouper Fishery Management unit for the SAFMC but it is not included in federal fishery management plans in either the Mid-Atlantic or New England regions. Commercial landings of the species in the Mid-Atlantic and New England regions from 2010 through 2016 totaled 96,014 lbs ww mainly in Virginia and Maryland. Recreational landings during the same time period were much higher, totaling 529,828 lbs ww and were mainly from Virginia (99%).

Currently, state regulations are only specified in Virginia waters (**Table 1**). The recreational bag limit is 4 fish per person per day whereas the commercial sector is limited to 6 fish per person per day taken with hook-and-line. In the SAFMC's area of jurisdiction, there are no commercial regulations and the species is included in the recreational 20-fish aggregate bag limit. The SAFMC has recently discussed possibly specifying a bag limit for Atlantic spadefish within the aggregate. The commercial ACL for spadefish in the South Atlantic is 150,552 lbs ww, whereas the recreational sector ACL is 661,926 lbs ww.

### ***Blueline Tilefish***

Blueline tilefish landings in the Mid-Atlantic region were insubstantial prior to 2014. Subsequently, commercial landings in New Jersey peaked to about 205,000 lbs ww in 2014 whereas a spike in recreational landings in Virginia was observed in 2016.

A proposed rule to implement Amendment 6 to the MAFMC's Tilefish Fishery Management Plan was published on 6/28/17 to establish management measures and 2017 harvest limits for the blueline tilefish fishery in the Mid-Atlantic region. The MAFMC is proposing establishing a separate management unit for blueline tilefish from the North Carolina/Virginia border northward through Maine that would be managed by the MAFMC. Until a final rule is published, state regulations govern the catch of blueline tilefish. Virginia, Maryland, and Delaware have implemented incidental commercial trip limits of 300 lbs ww and a 7-fish recreational possession limit for all tilefish species combined (**Table 1**). These measures were intended to prevent a large directed commercial fishery and constrain fishing mortality in the recreational fishery. New Jersey also implemented regulations, limiting commercial vessels to 300 lbs (whole weight) of blueline tilefish per trip and recreational fishermen to 7 blueline tilefish per person per trip (**Table 1**). From June 2015 through 2016, emergency measures requested by the MAFMC for federal waters limited commercial landings from Virginia north to 300 lbs ww commercially and 7 fish per person recreationally.

The SAFMC's Scientific and Statistical Committee (SSC) provided an updated blueline tilefish ABC (224,100 lbs ww) and the SAFMC's Regulatory Amendment 25 implemented an ABC and corresponding catch levels and management measures for

blueline tilefish effective July 2016. The total annual catch limit (ACL) for blueline tilefish in the South Atlantic was set at 78% of the stock ABC in order to account for landings in the Mid-Atlantic region.

The MAFMC is funding a pilot survey for blueline and golden tilefish in the Mid-Atlantic to develop better information about the state of the blueline and golden tilefish stocks off the Mid-Atlantic.

The MAFMC and SAFMC are jointly participating in SEDAR 50 to assess the blueline tilefish stock throughout its range, with explicit consideration of the spatial management approach being undertaken by the MAFMC and SAFMC. The assessment results are expected to be reviewed by the Council at the December 2017 meeting. The MAFMC's SSC used a data limited approach to develop an initial ABC for blueline tilefish north of North Carolina of 87,031 pounds, which the MAFMC adopted. The MAFMC's SSC will revisit the blueline tilefish ABC for 2018 at its March meeting.

In the South Atlantic region, commercial harvest of blueline tilefish is restricted to an ACL of 87,521 lbs ww and a trip limit of 300 lbs gw. Recreational harvest is under an ACL of 87,277 lbs ww and possession is limited to 3 fish per person per day May through August only.

### ***Gray Triggerfish***

Gray triggerfish are present in both commercial and recreational landings in the Mid-Atlantic and New England regions. From 2010 through 2016, commercial landings totaled 112,089 lbs ww, mainly in Virginia and Rhode Island. Recreational landings totaled 505,978 lbs ww with 63% of the landings reported from New Jersey and 16% from New York. Landings were reported from coastal states from Virginia through Rhode Island. There are presently no federal or state regulations to manage harvest of gray triggerfish in the Mid-Atlantic or New England regions.

In the South Atlantic, gray triggerfish are managed commercially with a combination of trip limits, size limits, and seasons. The commercial fishing year is split into two 6-month seasons, with the commercial ACL (312,304 lbs ww) split evenly between the two seasons. The commercial trip limit is 1,000 lbs ww and the minimum size limit is 12 inches fork length in federal waters off North Carolina, South Carolina, and Georgia and 14 inches fork length in federal waters off east Florida. Recreational harvest is managed with the same minimum size limits as for the commercial sector and a maximum of 20 fish per person per day within the 20-fish aggregate for species without a bag limit. The SAFMC has recently discussed possibly specifying a bag limit for gray triggerfish within the aggregate and lowering the minimum size limit off east Florida to 12 inches fork length. The recreational ACL is 404,675 lbs ww.

### ***Red Porgy***

Red porgy were only present in commercial landings during the time period examined. A total of 27,118 lbs ww was reported. New York reported small levels of landings every year, whereas Virginia and Maryland only reported landings in 2016 and



2010, respectively. Highest landings were from Virginia in 2016 when a total of 10,143 lbs ww of red porgy were landed. There is currently no federal or state management of red porgy along the U.S. east coast north of North Carolina.

In the South Atlantic, commercial harvest of red porgy is managed with a 120-fish trip limit from May through December and a minimum size limit of 14 inches total length. There is an annual closure on commercial harvest from January through April. Recreational harvest is limited to 3 fish per person per day (or per trip, whichever is more restrictive), and the recreational minimum size limit is the same as for the commercial sector. The annual catch limit of 164,000 lbs ww is the same for the commercial and recreational sectors.

### ***Snowy Grouper, Groupers, Snappers, and Wreckfish***

As with red porgy, these species were only reported in commercial landings in the Mid-Atlantic and New England regions from 2010 through 2016. A total of 3,392 lbs ww of snowy grouper was reported mainly from New Jersey. Landings of other grouper species (excluding wreckfish) totaled 5,556 lbs ww, also mainly in New Jersey with some landings reported from Virginia and Rhode Island. Total commercial landings of snappers were 2,256 lbs ww mainly from New Jersey and New York. Wreckfish landings totaled 3,958 lbs ww mainly from New Jersey.

Of the Mid-Atlantic and New England states, only Maryland and Virginia have implemented regulations on the harvest of these species (**Table 1**): commercial harvest of groupers (including snowy grouper and wreckfish) is limited to 175 lbs whereas recreational harvest is restricted to 1 fish per person per day. Harvest of snappers is only regulated for the recreational sector in Maryland where fishermen are restricted to 20 fish per person per day. Anecdotal information (fishing forums, social media, magazine articles) suggests that recreational harvest of some of these species (i.e., snowy grouper) is taking place north of the SAFMC's area of jurisdiction but the species have a low rate of encounters in the MRIP survey.

In the South Atlantic, commercial and recreational regulations are in place for all of these species as follows:

Snowy grouper – commercial ACL = 135,380 lbs gutted weight (gw); 200 lbs gw trip limit. Recreational ACL = 4,819 fish; limit 1 snowy grouper per vessel per day May through August only.

Groupers – commercial and recreational ACLs for gag, red grouper, black grouper, Shallow Water Grouper Complex (scamp, red hind, rock hind, coney, graysby, yellowfin grouper, and yellowmouth grouper), and Deepwater Complex (yellowedge grouper, silk snapper, misty grouper, queen snapper, sand tilefish, and black fin snapper). Trip limit with step-down for gag, commercial and recreational minimum size limits for gag, red grouper, and black grouper. Spawning season closure (January through April) for Shallow Water Groupers. Recreational aggregate bag limit of 3 per person per day but no more than 1 can be gag or black grouper. No harvest of speckled hind, warsaw grouper, Nassau grouper, or goliath grouper.

Snappers – commercial and recreational ACLs for vermilion snapper, Snappers Complex (gray snapper, lane snapper, cubera snapper), and yellowtail snapper. No harvest of red snapper in federal waters. Commercial split season and trip limit for vermilion snapper. Commercial and recreational minimum size limit for vermilion snapper and bag limit of 5 per person per day. Commercial and recreational minimum size limits for yellowtail snapper and recreational bag limit of 10 per person per day within the 10-snapper aggregate.

Wreckfish – commercial harvest managed through Individual Transferable Quota (ITQ) program. Recreational harvest only allowed July and August. Recreational ACL and limit of 1 wreckfish per vessel per day.

## Summary of Recreational and Commercial Regulations for Snapper Grouper Species in Mid-Atlantic and New England Coastal States

July 2017

**Table 1.** Summary of commercial and recreational regulations by state in the Mid-Atlantic and New England regions.

State	Species	Current Regulations	
		Recreational	Commercial
ME	Black sea bass	10 fish pp/d 13 inches Open May 19 - Sept 21 & Oct 18 – Dec 31	50 lbs 13 inches Hook-and-line only ASMFC specifies quota by May 1. Closed in state waters when quota reached.
NH	Black sea bass	10 fish pp/d 13 inches	11 inches
MA	Black sea bass	5 pp/d 15 inches Open May 21 – Aug 31	12 inches Weirs: calendar year & no daily limit All gear except weirs: Jan 1 - Mar 31, 100 lbs Fish pots: Jul 9 until quota met, 300 lbs Hook-and-line & mobile gear: Jul 9 until respective quota met, 150 lbs Open fishing days: Sun, Tue, Wed
	Scup	Private rec: 10 inches, 30 fish or 15 per vessel if 5+ anglers on board, open May 1 – Dec 31 For-hire (bonus): 10 inches, 45 fish, May 1- Jun 30 For-hire (regular): 10 inches, Jul 1- Dec 31, 30 fish	*See additional table

**Table 1.** Continued.

State	Species	Current Regulations	
		Recreational	Commercial
RI	Black sea bass	<p>15 inches                      May 25 - Aug 3:                      3 fish pp/d                      Sept 1- Sept 21:                      7 fish pp/d                      Oct 22 – Dec                      31: 7 fish pp/d</p>	<p>11 inches                      Quota established annually allocated by the ASMFC and/or NMFS.                      Jan 1 – Apr 30: 25% of quota, 750 lbs per vessel per week.                      May 1– Jun30: 25% of quota, 50 lbs per vessel per day. Closed on Fridays.                      Jul 1 – Jul 31: 19.5% of quota, 50 lbs per vessel per day. Closed on Fridays.                      August 1 – September 14: Closed.                      Sept 15 – Oct 31: 19.5% of quota, 50 lbs per vessel per day. Closed on Fridays.                      Nov 1- Dec 31: 11% of quota, 100 lbs per vessel per day</p>
	Scup	<p>10 inches                      Open May 1 -                      Dec 31                      30 pp/d                      For-hire:                      May 1 – Aug                      31: 30 pp/d                      Sept 1- Oct 31:                      45 pp/d                      Nov 1 – Dec                      31: 30 pp/d</p>	<p>9 inches                      Quota established annually by ASMFC and/or NMFS                      Winter I sub-period (Jan – Apr): 50,000 pounds per vessel per day, decreasing to 1,000 once 80% of Winter I coastwide Scup quota has been met.                      Summer - Fall sub-period (May - Oct):                      General Category (gear types other than floating fish traps): 40% of sub-period quota for all gear types except floating fish traps, which has sub-period allocations and possession limits.                      Floating fish trap: 60% of the sub-period quota.                      There is an in-season re-allocation procedure and reporting requirements.                      Winter II (Nov 1 – Dec): 2,000 pounds per vessel per day, decreasing to 500 pounds per vessel per day once 70% of the federal Winter II coastwide Scup quota has been met.</p>

**Table 1.** Continued.

State	Species	Current Regulations	
		Recreational	Commercial
CT	Black sea bass	15 inches 5 fish pp/d Open May 1 – Dec 31 For-hire: 8 pp/d	11 inches 50 lbs Endorsement required including from lobster traps (10 fish)
	Scup	10 inches 30 pp/d Open May 1 – Dec 31 For-hire: 45 pp/d Sept 1- Oct 31	9 inches 200 lbs or 20 fish Endorsement required May – Oct 31 except under restricted commercial license (20 fish) or lobster fishery (10 fish)
NY	Black sea bass	15 inches Jun 27 – Aug 31: 3 fish pp/d Sept 1 – Oct 31: 8 fish pp/d Nov 1 – Dec 31: 10 fish pp/d	11 inches 50 lbs per day (July 25: 30 lbs)
	Scup	10 inches 30 fish pp/d Open May 1 – Dec 31 For-hire: 45 fish pp/d Sept 1 – Oct 31	9 inches 800 lbs (July 25: 210 lbs)

Table 1. Continued.

State	Species	Current Regulations	
		Recreational	Commercial
NJ	Black sea bass (pending approval)	12.5 inches 10 pp/d May 26 – June 18 2 pp/d July 1 – Aug 31	11 inches Without NJ Black Sea Bass Permit: 100 lbs Jan 1 - March 31, or 50 lbs Apr 1 - Dec 31 and provided the amount landed does not exceed 10% of the total weight of all species landed and sold. Quota determined annually by ASMFC. 10% of quota set aside for bycatch Quota divided into six seasons (January to February; March to April; May to June; July to August; September to October; and November to December). All commercial landings are applied to the annual quota. Daily trip limits and the number of landings a vessel may make in any one- or two-week period are established for each season.
	Scup	9 inches 50 pp/d Open Jan 1 – Feb 28 & July 1 – Dec 31	9 inches Annual coastwide quotas and daily trip limits (set by ASMFC and/or NMFS but no more than NJ limit): Jan 1 - Apr 30 & Nov 1 - Dec 31 New Jersey scup quota: May 1 - October 31, 5,000 lbs trip limit.
	Blueline tilefish	7 pp per trip	300 lbs (ww) Jan 1 - Dec 31. Any vessel landing blueline tilefish from the EEZ must hold a valid Northeast open access golden tilefish vessel permit.
DE	Black sea bass	12.5 inches 15 pp/d Open May 15 - Sept 21 & Oct 22 – Dec 31	11 inches
	Scup	8 inches 50 pp/d	9 inches
	Tilefish (blueline and golden)	7 pp/d in any combination	

**Table 1.** Continued.

State	Species	Current Regulations	
		Recreational	Commercial
MD	Black sea bass	12.5 inches 15 pp/d Open May 15 - Sept 21 & Oct 22 – May 14	11 inches Trip limit: quotas by permit. Without permit: 50 lbs
	Groupers <sup>1</sup>	1 pp/d Year round	175 lbs Allowable gear: hook-and-line, net, pot, trap, trotline, seine.
	Scup	8 inches 50 pp/d Year round	9 inches Allowable gear: hook-and-line, net, pot, trap, trotline, seine. Federal trip limits announced annually Federal permit required.
	Snappers <sup>2</sup>	20 pp/d in aggregate Year round	
	Tilefishes	7 pp/d in aggregate Year round	300 lbs ww of golden tilefish, blueline tilefish, and sand tilefish combined.
VA	Black sea bass	12.5 inches 15 pp/d Open May 15 – Sept 21 & Oct 22 – Dec 31	11 inches Permit and IFQ Without IFQ: 200 lbs + NC trip limit OR 1,000 lbs + NC trip limit as long as total weight does not exceed 10% of total weight of summer flounder, scup, longfin squid, and Atlantic mackerel OR 100 lbs + NC trip limit once 75% of bycatch quota is met
	Groupers <sup>1</sup>	1 pp/d Permit and reporting required	175 lbs
	Scup	8 inches 30 pp/d	9 inches Jan – Apr: 50,000 lbs per 7-day period beginning on Jan 1; step-down to 1,000 lbs when 80% of coastwide quota is met May – Oct: quota = 11,812 lbs Nov – Dec: quota = 18,000 lbs
	Spadefish	4 pp/d	6 pp/d taken with hook-and-line
	Tilefishes	7 pp/d permit and reporting required	Tilefish species trip limit: 500 lbs ww (445 lbs gw) Blueline tilefish: 300 lbs ww (273 lbs gw)

<sup>1</sup> Groupers (Black grouper, Coney, Gag, Goliath grouper, Graysby, Misty grouper, Nassau grouper, Red grouper, Red hind, Rock hind, Scamp, Snowy grouper, Speckled hind, Tiger grouper, Warsaw grouper, Wreckfish, Yellowedge grouper, Yellowfin grouper, and Yellowmouth grouper) (last updated 1/7/2013)

<sup>2</sup> All other species currently in SG Complex, including red snapper.

Massachusetts Commercial Regulations for Scup:

<b>Gear/Fishery</b>	<b>Season</b>	<b>Size Limit</b>	<b>Possession Limit</b>
Winter I	Jan 01 – Apr 30	9 in.	50,000 lb.
Fish Weir	May 01 – <a href="#">Quota Dep.</a>	9 in.	No Daily Limit
Trawlers	May 01 - <a href="#">Quota Dep.</a>	9 in.	10,000 lb. weekly limit
Non-Trawl	May 01 – May 31	9 in.	800 lb.
Non-Trawl	Jun 01 – Jun 30	9 in.	400 lb.
Non-Trawl	Jul 01– <a href="#">Quota Dep.</a>	9 in.	1,500 lb.
Winter II	Nov 01 – <a href="#">Quota Dep.</a>	9 in.	TBD

Fish weirs are not subject to daily trip limits or closed fishing days. However, the combined landings of all fish weirs are subject to a 300,000-pound annual quota allocation.

Trawlers may land scup 7-days per week.

Hook and line and trap fishermen may land scup Sunday - Thursday during May; Sunday, Tuesday and Wednesday in June; and 7-days per week beginning on July 1.

The Winter I and Winter II periods are managed by the federal government and seasons and limits are set by NMFS and complemented by DMF.



**References:**

Chen, I-C., J. K. Hill, R. Ohlemüller, D. B. Roy, and C. D. Thomas. 2011. Rapid range shifts of species associated with high levels of climate warming. *Science* 333: 1024-1026.

Harball, E. 2013. Climate Change Shifts Range and Behavior of Ocean Species. *Scientific American*. Available at: <https://www.scientificamerican.com/article/climate-change-shifts-range-and-behavior-of-ocean-species/>

Hickling, R., D.B. Roy, J.K. Hill, R. Fox, and C.D. Thomas. 2006. The distributions of a wide range of taxonomic groups are expanding polewards. *Glob. Change Biol.* 12: 450-455.

Parmesan, C. and G. Yohe. 2003. A globally coherent fingerprint of climate change impacts across natural systems. *Nature* 421: 37-42.

Perry, A. L., P. J. Low, J. R. Ellis, and J. D. Reynolds. 2005. Climate Change and Distribution Shifts in Marine Fishes. *Science* 308: 1912-1915.

Walther, G-R., E. Post, P. Convey, A. Menzel, C. Parmesan, T. J.C. Beebee, J-M Fromentin, O. Hoegh-Guldberg, and F. Bairlein. 2002. Ecological responses to recent climate change. *Nature* 416: 389-395.