



Citizen Science

Citizen Science Program Update

Snapper Grouper AP
April 2025

Program Activities



CitSci Program Initial Evaluation



SMILE Project Update



FISHstory



SAFMC Release



Project Idea Portal

Initial Program Evaluation

Gather baseline levels of knowledge about, confidence in, and trust in the citizen science process of collecting data to inform fisheries management



Pilot Interviews



6 fishermen, 6 scientists, 6 managers



Online Survey




Gather information from a broader group of scientists & managers

79 respondents, 53% response rate



Interviews



Gather information from a broader group of commercial, for-hire, and recreational fishermen

41 interviews



FISHstory





FISHstory Photo Archive

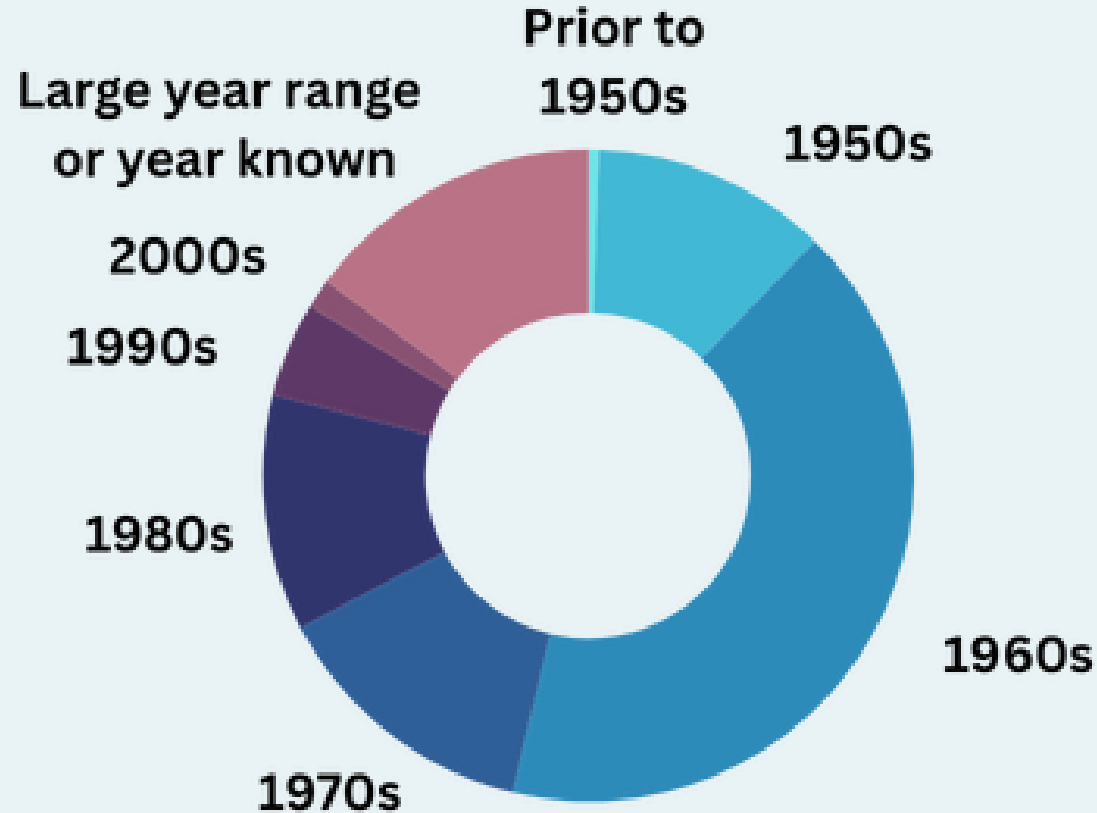
>2,300 photos contributed to
FISHstory by 14 photo providers



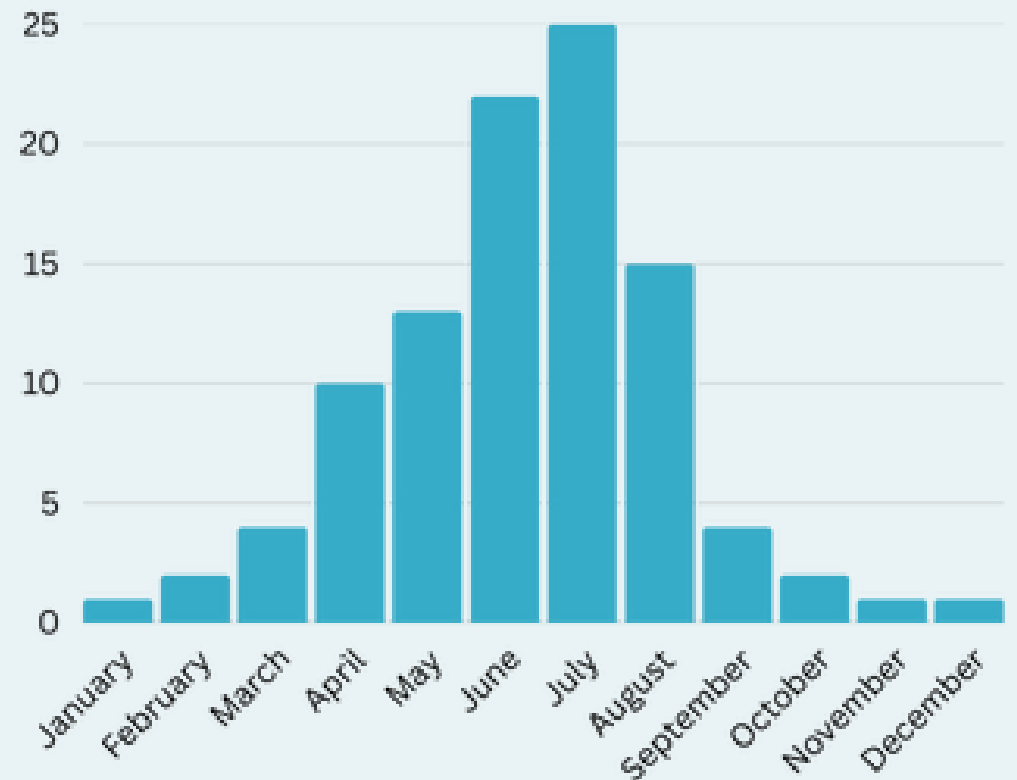


FISHstory Photo Archive

Percentage of photos by decade



Percentage of photos by month



FISHstory: Photos for Analyses

Photo Description	Good	Better
Photo Type	Picture taken at the end of a trip displaying harvested catch with anglers	Fish hanging on leaderboard
Photo Date	Year	Month & Day
Photo Location	State	City & Dock
Photo Background	Photo provider name & contact	Vessel name & captain name



FISHstory project re-launched in Zooniverse July 2024!



FISHstory ✓

[ABOUT](#) [CLASSIFY](#) [TALK](#) [COLLECT](#) [RECENTS](#)

Level 3 is now unlocked for all volunteers - so you can keep classifying away and helping us identify and count fish within the photos. Not a fish ID expert? No worries - we have tips and tricks in our tutorials and field guide. Feel free to reach out to our research team via the Talk Boards with any fish ID questions.



DAYTONA BEACH, FLA.

FISHSTORY

Filling Fisheries Data Gaps with Historical Dock Photos

[LEARN MORE](#) >

GET STARTED!

Welcome to the FISHstory Project! We have four workflows where you can help us collect information from historic dock photos. Start with LEVEL 1 and unlock additional levels as you classify more photos. If you're not a fish ID expert, no worries! We welcome all and encourage you to use our Field Guide to help identify fish and provide your best guess. Thank you for your participation!

The collection of SAFMC FISHstory information is authorized under the OMB Control Number included in the [Citizen Science & Crowdsourcing Information Collection page](#).

UNLOCKED

5% COMPLETE

LEVEL 3: Classify Red Snapper, Amberjack & Sharks >

2% COMPLETE

LEVEL 4: Classify Dolphinfin, Cobia, Gray Triggerfish & Little Tunny >

LOCKED





Good participation thus far..... but working to recruit more volunteers

As of March 15, 2025

LEVEL 1: Count Fish and People

Retirement limit: 20

Images retired: 580 / 580

ETC* 0 days

100% Complete

LEVEL 2: Classify King Mackerel, Grouper & Sailfish

Retirement limit: 20

Images retired: 1,054 / 1,054

ETC* 0 days

100% Complete

LEVEL 3: Classify Red Snapper, Amberjack & Sharks

Retirement limit: 20

Images retired: 1,054 / 1,054

ETC* 0 days

100% Complete

LEVEL 4: Classify Dolphinfinh, Cobia, Gray Triggerfish & Little Tunny

Retirement limit: 20

Images retired: 675 / 1,054


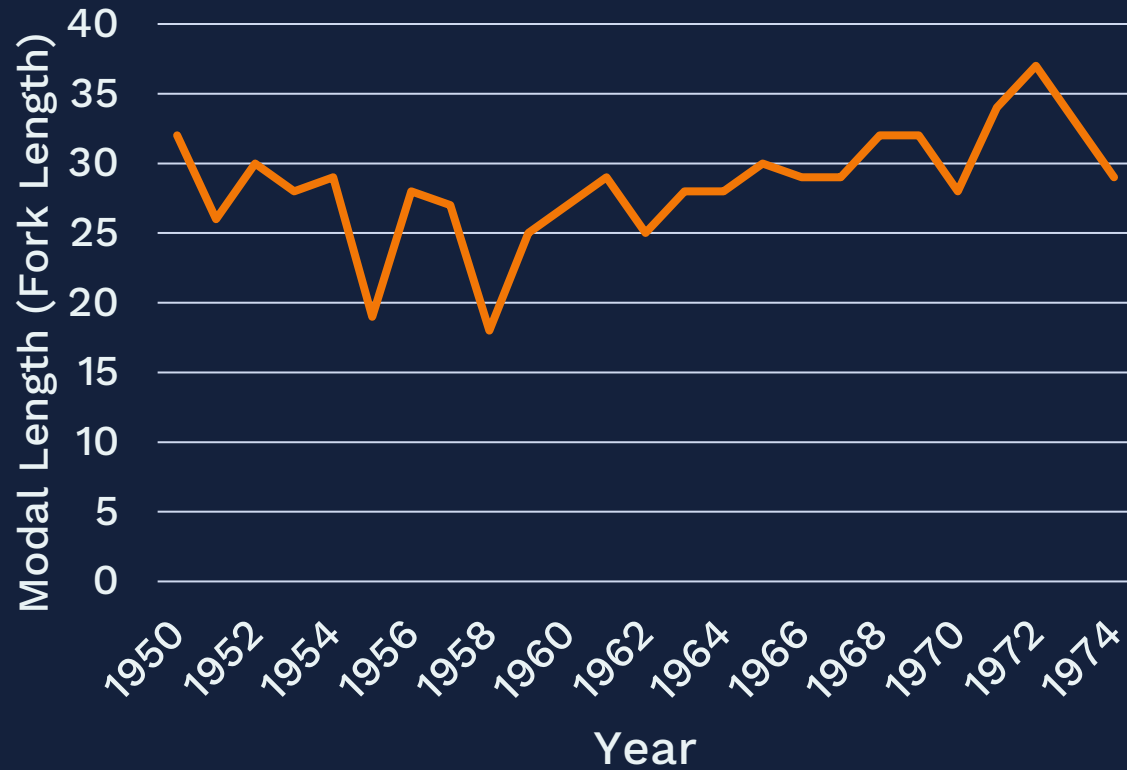
Classifications: 19,324 / 21,080

ETC* 22 days

92% Complete



Estimating Fish Lengths





SAFMC Release



Updates




Red
Snapper



Scamp



Graysby



Black



Yellow-
mouth



Gag



Rock
Hind




Yellowfin



Red Hind



Red



Coney

Participants recording released shallow water grouper and Red Snapper in SciFish app

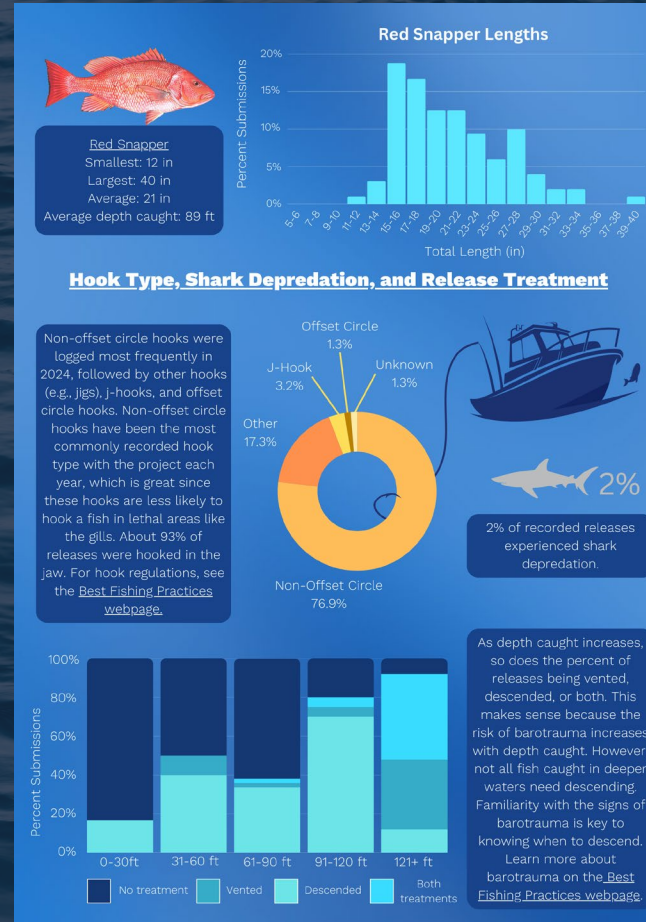
Continued outreach, including collaboration with Best Fishing Practices initiative

2024 Annual Data Summary

2025 Sea Grant Partnership



2024 Data Summary



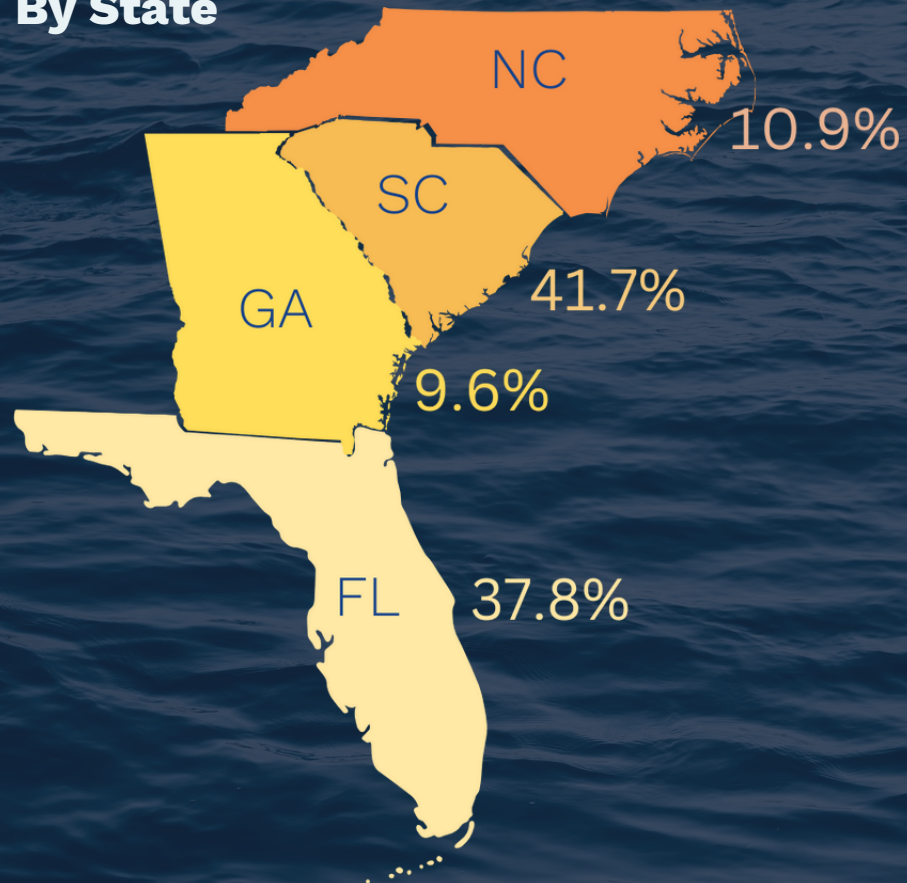
Summary includes:

- Release submissions by state & fishing sector
- Species submitted
- Length compositions
- Release treatment by depth
- Shark depredation
- Hook type & location
- 2024 Participant Recognition Milestones

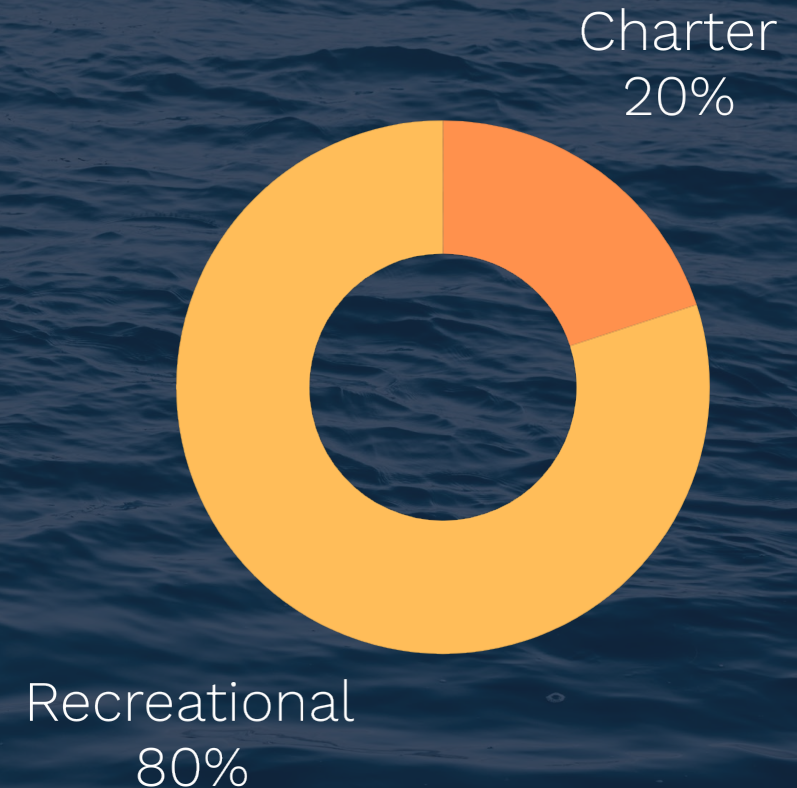


2024 Data Summary: Where Release Submissions Came From

By State

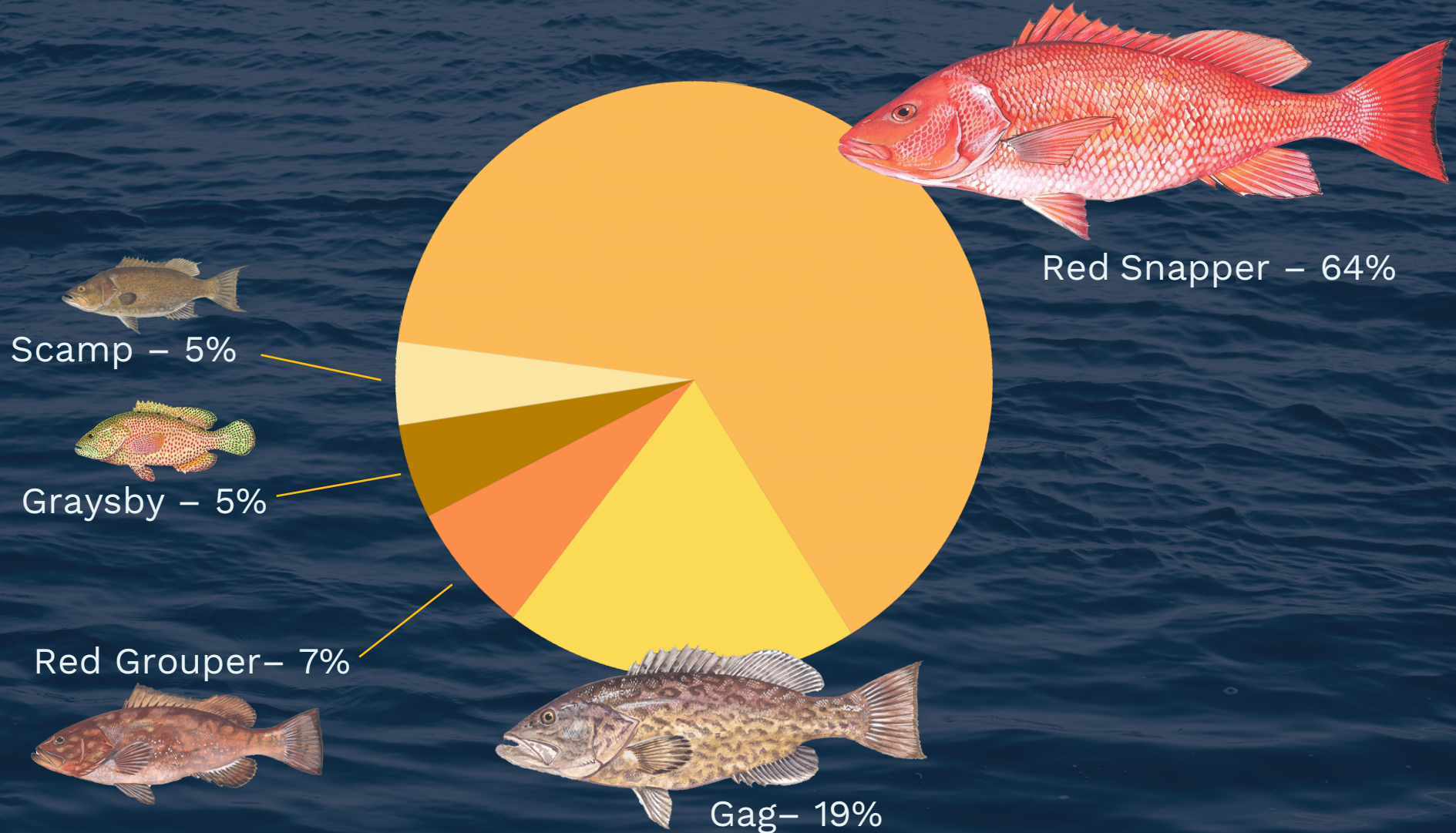


By Sector



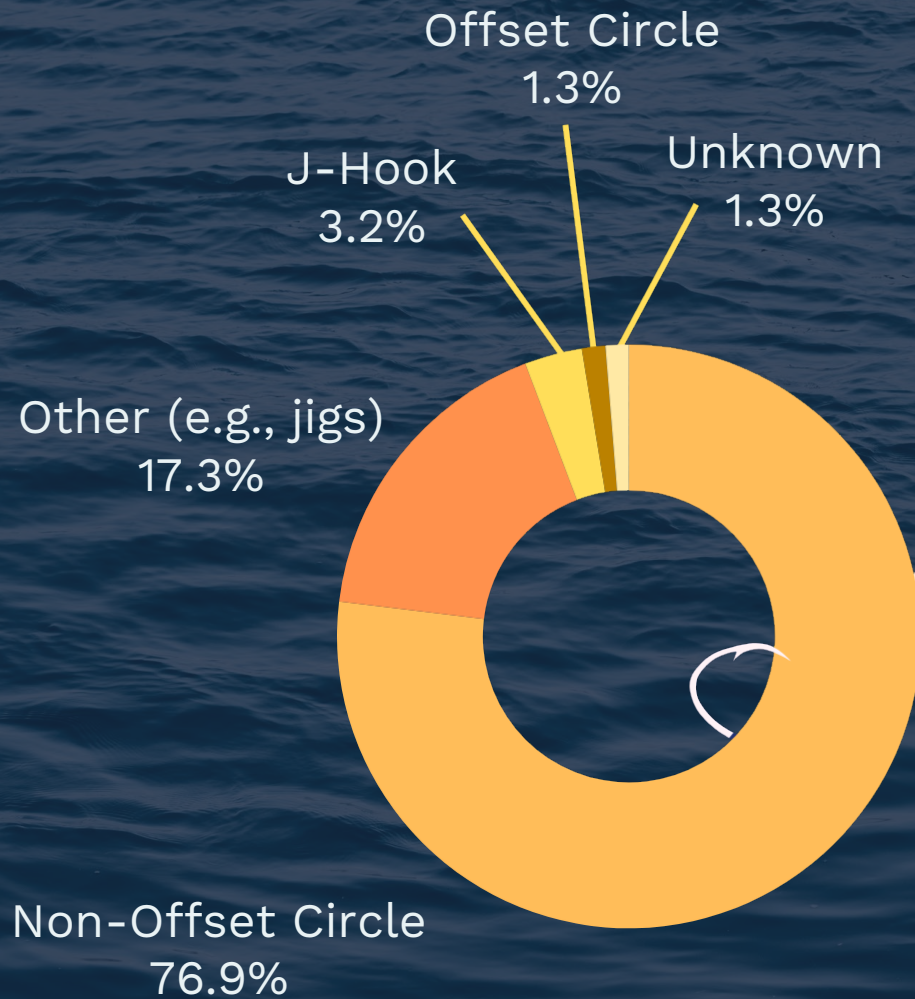


2024 Data Summary: Releases Logged by Species





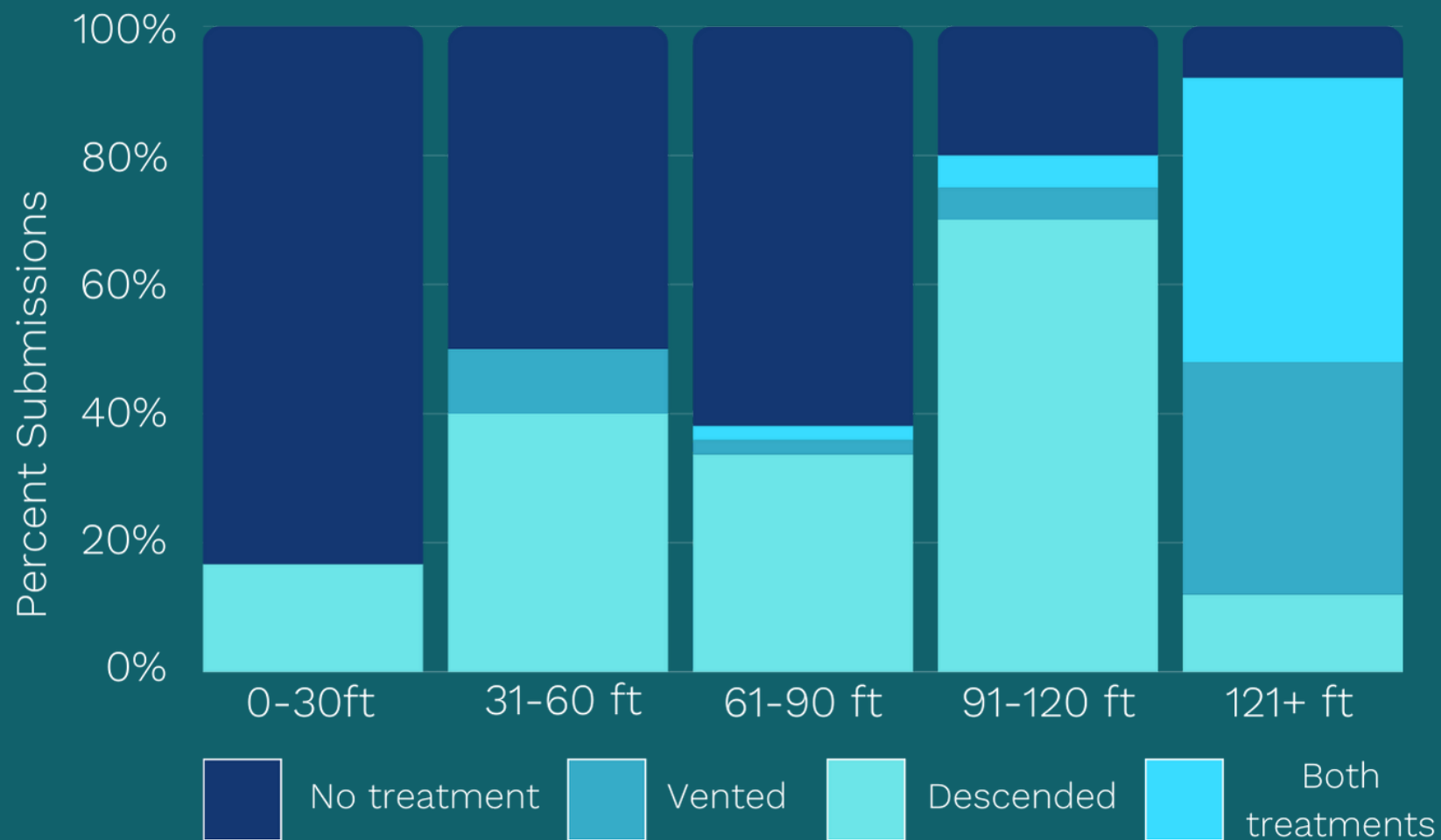
2024 Data Summary: Hook Type & Hook Location



**93% of releases were
hooked in the jaw**



2024 Data Summary: Release Treatment





2024 Data Summary: Participant Recognition



Red Grouper

Smallest: 11 in
Jon Reynolds

Largest: 24 in
Jon Reynolds



Gag

Smallest: 5 in
Tom Roller

Largest: 32 in
Jake Harmon



Scamp

Smallest: 18 in
Nigel Bowers

Largest: 34 in
Jake Harmon



Around the Reef – Jake Harmon



Release Champion – Mark McWaters

Have a citizen science project idea?

***Share it via the online
Project Idea Portal!***



Ideas will be used to update the
SAFMC's Citizen Science Research
Priorities



Keep up with projects & the Program!
safmc.net/citizen-science-program/



Julia Byrd
CitSci Program Manager
julia.byrd@safmc.net

Meg Withers
CitSci Project Coordinator
meg.withers@safmc.net