



MyFishCount: Year 1 & 2 Highlights

South Atlantic Fishery Management Council Meeting
September 20, 2019

Prepared by:
Chip Collier



MyFishCount

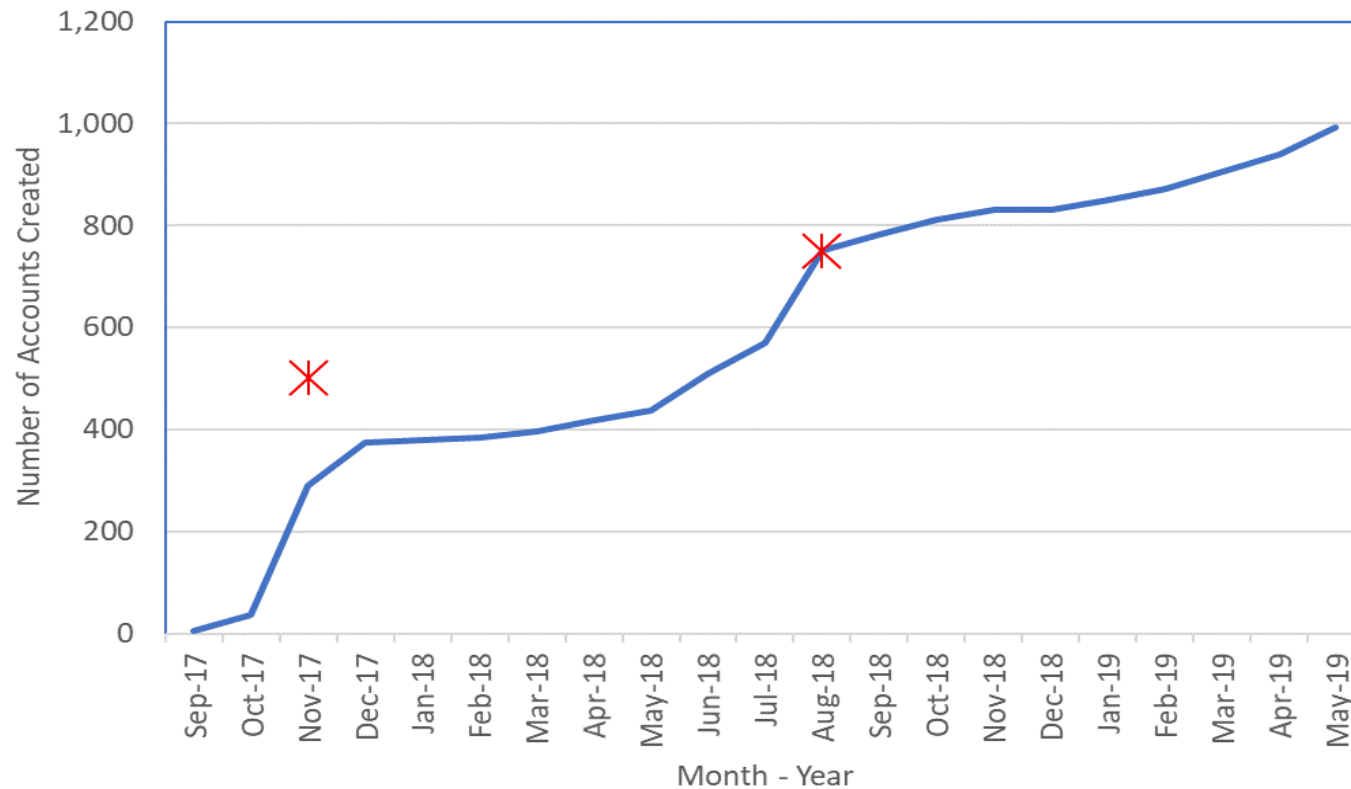
Report submitted to NMFS describing Year 1 & 2

- Executive Summary
- Introduction
- App Development ←
- App Structure ←
- Promotion ←
- Costs
- Results ←
- Discussion and Conclusions ←
- Appendices
 - News Article
 - Perception Survey conducted by UNC
 - MyFishCount Links
 - Code
 - And more code





MyFishCount: App Development



✕ indicate red snapper mini-season.



MyFishCount: App Promotion

- Multiple methods used and are needed for outreach.
 - Tackle Shops
 - Fishing Club Meetings
 - Scientific and Management Meetings
 - Social Media
- Use of apps generally requires three contacts in a voluntary system.





MyFishCount: App Structure

Start a Trip



Log Catch



End Trip

Verizon 2:22 PM 76%

Back Add a New Trip Submit

Trip Information

Trip Name* Trip on 03/14/2018

Private Charter Headboat Test

Departure Date* 03/14/2018

State*

Nearest City*

Port Type*

Vessel Number* 123456

Logging Mode

Individual Vessel

Choose Individual if logging for yourself and/or your family.
Choose Vessel if you will be logging for the entire vessel.

Target Species

Fish Group 1* Choose

Verizon 2:22 PM 70%

Back Log a catch Submit

Released Kept

Length (in) 14.00

Weight (lbs) 4.00

Location >

Depth Fished (feet) 91-120

Hooked At

Jaw Throat Eyes Gill Gut Body

Hook Type Choose

Release Information

Release Treatment Descending Device

Release Reason Over Bag Limit

More Information

iPhone X 2:09 PM 78%

Back End Trip Submit

Was the trip taken and completed?

Yes No

Trip not completed information

Abandoned Date 05/03/2018

Reason Weather

Comments

Enter any comments Here

< > Done

Schedule Change

Weather

Mechanical

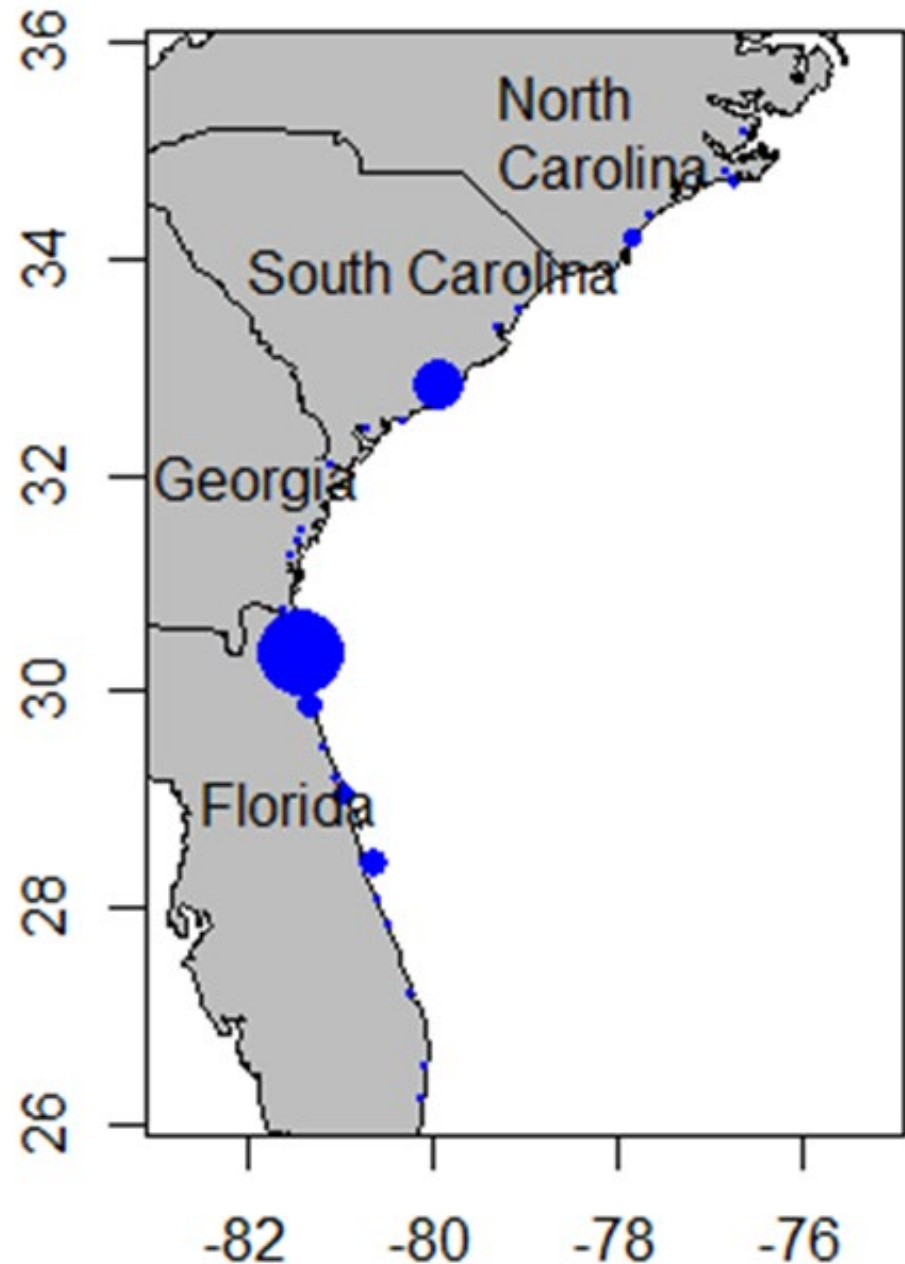
Other



MyFishCount: Results (1 of 5)

Fishing Departure Location

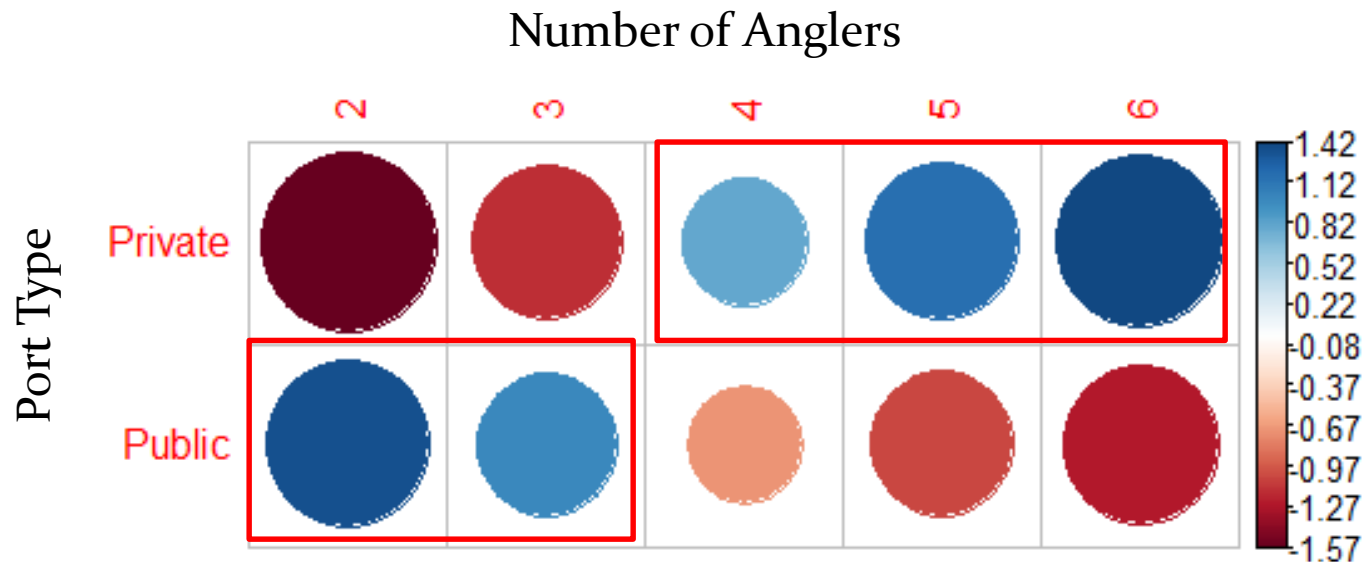
- Size of dot indicates relative number.
- Data were reported for 704 trips.
- Top five departure cities were in Florida.





MyFishCount: Results (2 of 5)

Number of Anglers by Port Type



- Size of circle indicates difference and color indicate positive (blue) and negative (red).
- Trips from private ports tended to have more anglers than trips from public docks.



MyFishCount: Results (3 of 5)

Trips by Day of Week

Day of Week	Abandoned	Completed
Monday	3	10
Tuesday	3	5
Wednesday	3	15
Thursday	7	7
Friday	120	86
Saturday	149	60
Sunday	100	49



MyFishCount: Results (4 of 5)

Time to Report

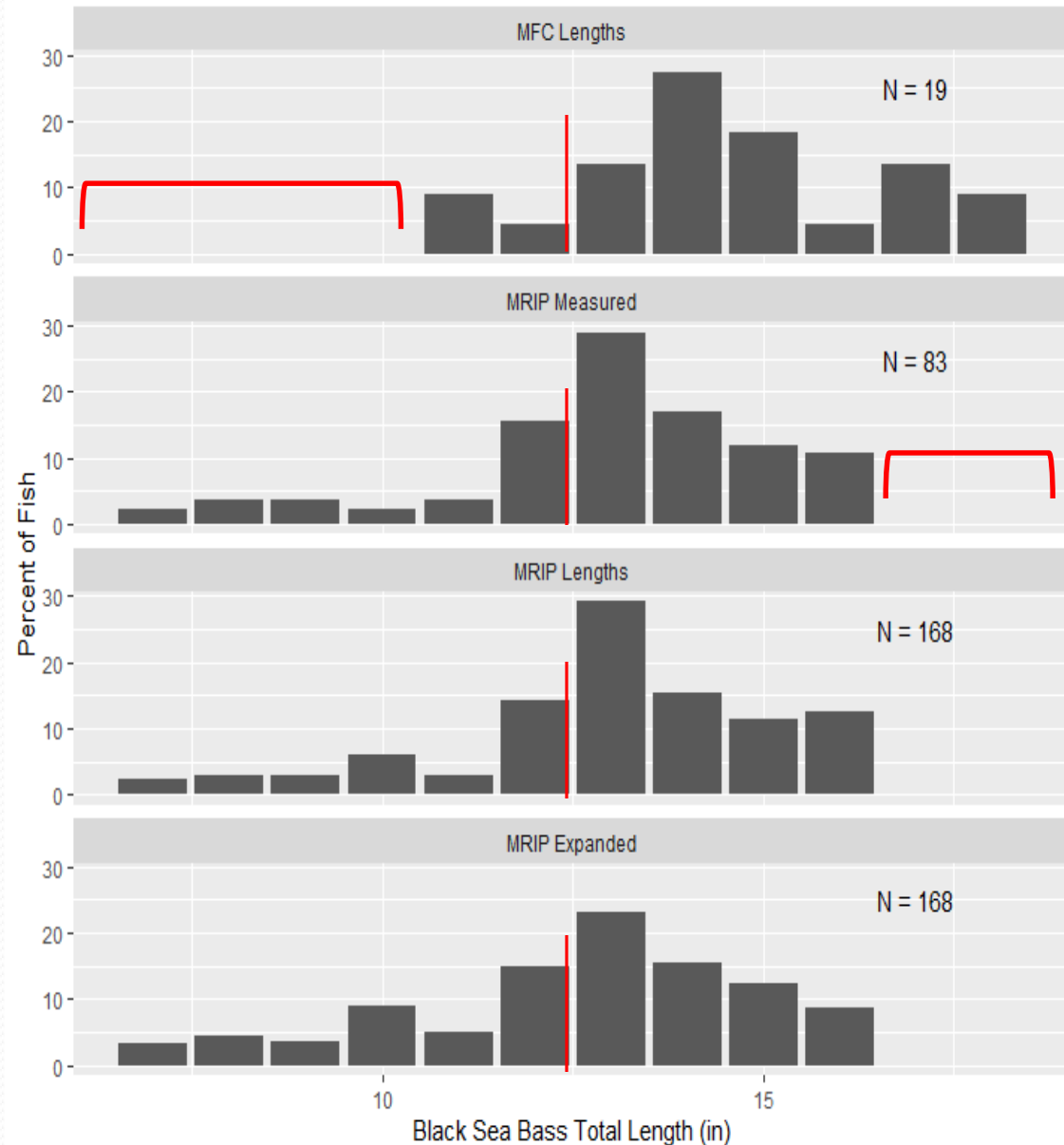
Reporting Time	Abandoned	Completed
0 minutes	92	1
1 minutes	137	17
2 minutes	33	9
3 minutes	14	10
4 minutes	10	13
5 to 9 minutes	13	42
10 to 19 minutes	3	27
20 minutes to 1 hour	2	17
2 to 9 hours	6	5
> 10 hours	73	91



MyFishCount: Results (5 of 5)

MyFishCount (MFC) and
MRIP Black Sea Bass
Lengths (kept fish)

- Red line indicates federal size limit (13 inches).
- MFC reported fish tended to be larger.





MyFishCount: Discussion and Conclusions

MyFishCount

- Pilot project demonstrated voluntary reporting.
 - Aid in development of Amendment 46.
 - Stakeholders can report their catch.
- Data submitted to regional database (ACCSP).
- Information has already been used in management.

Electronic Reporting

- Retention and recruitment is crucial for electronic reporting projects.
- Validation is needed.





MyFishCount: Acknowledgements

Fishermen – Thank you for supplying information.

Fishing Industry – ASA, CCA, TRCP, Keep Florida Fishing, Yamaha Marine, West Marine, FishSmart


Media – Sport Fishing Magazine, Florida Sportsman, In the Bite, Fishing Wire, Saving Seafood, Jacksonville News 4, Naples News, Savannah Now, L&H Boats Blog, TC Palm, Sun News, Post and Courier, OBX Today, and many more.

NMFS – They provided funding and supervision.

ACCSP – Worked with us to develop a regional database for private recreational data.

State Partners – NC DMF, SC DNR, GA DNR, and FL FWC

MyFishCount Team – Elemental Methods, Angler Action Foundation, and SAFMC Staff





Questions

