


*Science, Service, Stewardship*



# **National Bycatch Report Update**

**Fishery Management Council  
Presentation**

**Sumer/Fall 2012**

**NOAA  
FISHERIES  
SERVICE**

NOAA



## National Bycatch Report Objectives


- First in a planned series of national bycatch reports designed to track and report on NMFS' efforts to monitor bycatch.
- The National Bycatch Report will serve as a cornerstone, aiding NMFS in meeting bycatch reduction mandates and stewardship obligations by identifying trends in bycatch, guiding policy, and setting priorities for bycatch data collection.
- Future NBR updates and comprehensive reports will adhere to these objectives.





## First Edition: Key Accomplishments


- Report published September 22, 2011.
- Detailed bycatch estimates for 81 fisheries, 480 fish stocks, and 94 protected species.
- Comprehensive documentation of bycatch data sources and analytical estimation methods.
- Four new tracking tools:
  - Tier Classification System;
  - Key Stocks;
  - Fisheries of Focus; and
  - Bycatch Estimation Improvement Plans.





## First Edition Performance Measures

- **Tier System:** quantitative means to evaluate the quality of bycatch data and estimation procedures. Tier scores range from 0 (worst) to 4 (best) based on quality of:
  - Observer data;
  - Supplemental data; and
  - Database/IT considerations.
- **Key Stocks:** stocks with high bycatch levels or special importance to management. Based on:
  - Bycatch level of the stock;
  - Management importance of the stock or population; and
  - Overall stock or population status.
  - All ESA listed species are Key Stocks.



## First Edition Monitoring Trends

- **Fisheries of Focus:** fisheries with one or more key stocks as bycatch and/or high bycatch levels.
  - Based on frequency analysis of all fishery bycatch ratios in which the median bycatch ratio was 0.17.
  - Fisheries with bycatch ratios  $>0.17$  were considered Fisheries of Focus.
- **Bycatch Estimation Improvement Plans:** were developed for all Fisheries of Focus. Include information on:
  - Current tier scores;
  - Deficiencies in bycatch data collection and estimation; and
  - Recommendations for improving bycatch data collection and estimation.



## **Progress Toward Future Editions**

- NBR Steering Committee and Regional Teams appointed December 2011.
- Steering Committee met February 29-March 1, 2012.
- NMFS plans to provide:
  - Biennial bycatch updates beginning in 2013 based on 2010 data;
  - Comprehensive Bycatch Reports every six years beginning in 2017; and
  - A workshop to examine methods for the National Bycatch Ratio.
- Bycatch estimates for next update due this fall.
- Council briefings: occurring now; another set of briefings when updates are complete.





## Contents of Biennial Updates

- Bycatch estimates for fish, sea turtles, marine mammals, seabirds, and invertebrates (in observed fisheries);
- A short national summary document for each update;
- Updated data tables similar to ones in the NBR's First Edition (including any newly-observed fisheries and newly-listed protected species);
- Regional summaries, including progress on addressing NBR recommendations; and
- Cross-references to regional Bycatch Implementation Plans.






## **Content of Comprehensive Reports**

- Bycatch estimates for fish, sea turtles, marine mammals, seabirds and invertebrates for the two years following the last NBR update;
- Updates for bycatch performance measures in the first edition of the NBR (e.g., Tier Scores, Key Stocks);
- Synthesis text for all years of data presented since the last comprehensive report;
- Summary of progress since First Edition in 2005;
- Updated recommendations for improving bycatch data collection and estimation; and
- Appropriate footnotes for changes that have occurred since the most recent report.





## **Schedule for NBR Updates and Comprehensive Reports**

<b>Year</b>	<b>Document Type</b>	<b>Data Years Included</b>
2011	Comprehensive Report (First Edition)	2005
2013	Online Update	2010
2015	Online Update	2011-2012
2017	Comprehensive Report (Second Edition)	2013-2014 + Synthesis of 2010-2014
2019	Online Update	2015-2016
2021	Online Update	2017-2018
2023	Comprehensive Report (Third Edition)	2019-2020 + Synthesis of 2015-2020



## Review, Clearance, and Publication

- Updates/reports will be reviewed and cleared by NMFS.
- Updates will be provided to Fishery Management Councils for comment.
- Final updates/reports will be posted on the NMFS Bycatch webpage [http://www.nmfs.noaa.gov/by\\_catch/index.htm](http://www.nmfs.noaa.gov/by_catch/index.htm).
- Summary documents will be published as hard copies; data tables will be online and on CD with the summary document.



# Approximate Timeline for Providing an Update in FY13 (2010 Data)

	FY2012											FY2013												
Task	Nov	Dec	Jan	Feb	Mar	Apr	May	Jun	Jul	Aug	Sep	Oct	Nov	Dec	Jan	Feb	Mar	Apr	May	June	July	Aug	Sep	Oct
Appoint Steering Committee and Regional Teams																								
Steering Committee Meeting																								
Regional teams to compile and/or update information on bycatch estimates																								
Progress Report for Fishery Management Councils																								
Regional teams submit bycatch estimates																								
General text sections for the first update																								
Face to face meeting of Steering Committee																								
Finalize the first biennial update																								
Progress Report to Fishery Management Councils																								
Response to comments on the update																								
Review and clearance of the first biennial update																								
Post first biennial update on the National Bycatch page																								