

Oculina Bank Habitat Area of Particular Concern

Quarterly Enforcement Report

4th Quarter FY 2012
Jul - Sep 2012



Prepared by:
Richard Chesler
Special Agent, NOAA OLE

November 2013

CONTENTS:

Case Dispositions

Enforcement media stories

Enforcement outreach activities

Enforcement training

Patrol Activity Highlights

Patrol Reports

CASE DISPOSITIONS:

No Oculina specific case dispositions this quarter.

MEDIA:

No Oculina specific media this quarter.

OUTREACH:

In September 2012, SA Chesler provided Oculina Bank and South Atlantic MPA information to a Gulf Reef fish commercial fisher who was planning to fish in the South Atlantic.

TRAINING:

No Oculina specific training this quarter.

PATROL ACTIVITY HIGHLIGHTS:

- 1. The USCG conducted a total of 8 hours of cutter and 8 hours of small boat patrols within the OHAPC.**
- 2. The FL FWCC conducted a total of 37 hours of patrol including 13 hours of Patrol vessel and 9.5 hours of small boat patrol within the OECA. This resulted in a total of 9 recreational and 2 commercial vessel boardings with no violations noted.**
- 3. SA Chesler conducted a joint patrol with FL FWCC on the 12 Meter RHIB out of Fort Pierce. One recreational vessel was boarded in the OECA with no violations noted. Another recreational vessel was boarded outside of the area and issued a federal warning for possession of prohibited red snapper.**
- 4. VMS Monitoring: In July, monitoring of NOAA OLE's Vessel Monitoring System (VMS) detected two rock shrimp trawlers west of the OHAPC. A report was passed to the USCG which diverted a cutter in the area. One rock shrimp trawler was boarded with no violations noted.**

In August, a commercial fishing vessel was detected within the OHAPC by VMS. An alert was passed to the FL FWCC P/V C.T. RANDALL which intercepted and boarded the vessel east of the OHAPC, with no violations noted.

PATROL REPORTS:

Attachment A: USCG and FL FWCC Oculina Bank patrol effort report, Jul - Sep, 2012 (Spreadsheet)

Attachment B: Oculina patrols by agency, Jul - Sep, 2012 (Graph)

Attachment C: Oculina detections and boardings, Jul - Sep, 2012 (Graph)

NOTES:

This report is comprised of data submitted by LCDR Elizabeth Buendia, USCG, and Cortney Sims, FL FWCC.

Secondary hours for the USCG indicates hours an asset (aircraft, cutter, boat) was in the Oculina Bank but on a non-fisheries mission.


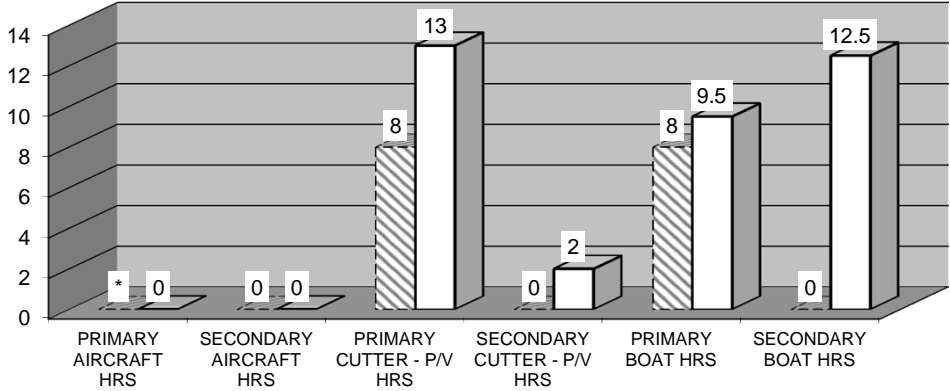
Secondary hours for the FL FWCC and NOAA indicate hours an asset (aircraft, patrol vessel, boat) was transiting to the Oculina Bank or patrolling near the area and available to respond.

**USCG AND FL FWCC OCUлина BANK PATROL EFFORT REPORT:
JUL - SEP 2012**

	USCG		FWCC		MONTHLY TOTAL	Notes
	JUL	YTD	JUL	YTD		
FY 2012 - 4th QUARTER	COMMERCIAL F/V DETECTED	0	0	0	0	Joint OLE/FL FWCC 12 Meter RHIB patrol, one boarding in OECA, no violation. One red snapper possession federal warning case made outside of OECA FWCC Mid-Range vessel conducted one patrol. FWCC 2 days on-scene USCG 0 days on-scene
	COMMERCIAL F/V BOARDED	0	0	0	0	
	RECREATIONAL F/V DETECTED	0	18	5	21	
	RECREATIONAL F/V BOARDED	0	18	5	19	
	PRIMARY AIRCRAFT HRS	0	0	0	0	
	SECONDARY AIRCRAFT HRS	0	0	0	0	
	PRIMARY CUTTER - P/V HRS	0	241	0	30	
	SECONDARY CUTTER - P/V HRS	0	0	0	16	
	PRIMARY BOAT HRS	0	28	8	13	
	SECONDARY BOAT HRS	0	0	9	11.5	
	VIOLATIONS DETECTED	0	0	0	0	
SUB TOTAL PATROL HRS	0	269	17	70.5	17	
	AUG	YTD	AUG	YTD	MONTHLY TOTAL	Notes
COMMERCIAL F/V DETECTED	0	0	2	2	2	USCG Sta. Ft. Pierce boat patrol FWCC P/V C.T. RANDALL conducted overnight patrol FWCC Mid-Range vessel conducted one patrol, State Citation issued for unknown violation. USCG 1 day on-scene FWCC 3 days on-scene
COMMERCIAL F/V BOARDED	0	0	2	2	2	
RECREATIONAL F/V DETECTED	0	18	9	30	9	
RECREATIONAL F/V BOARDED	0	18	9	28	9	
PRIMARY AIRCRAFT HRS	0	0	0	0	0	
SECONDARY AIRCRAFT HRS	0	0	0	0	0	
PRIMARY CUTTER - P/V HRS	0	241	13	43	13	
SECONDARY CUTTER - P/V HRS	0	0	2	18	2	
PRIMARY BOAT HRS	4	32	1.5	14.5	5.5	
SECONDARY BOAT HRS	0	0	3.5	15	3.5	
VIOLATIONS DETECTED	0	0	0	0	0	
SUB TOTAL	4	273	20	90.5	24	
	SEP	YTD	SEP	YTD	MONTHLY TOTAL	Notes
COMMERCIAL F/V DETECTED	0	0	0	2	0	USCG 1 cutter patrol and Sta. Ft. Pierce boat patrol USCG 2 days on-scene FWCC 0 days on-scene
COMMERCIAL F/V BOARDED	0	0	0	2	0	
RECREATIONAL F/V DETECTED	0	18	0	30	0	
RECREATIONAL F/V BOARDED	0	18	0	28	0	
PRIMARY AIRCRAFT HRS	0	0	0	0	0	
SECONDARY AIRCRAFT HRS	0	0	0	0	0	
PRIMARY CUTTER - P/V HRS	8	249	0	43	8	
SECONDARY CUTTER - P/V HRS	0	0	0	18	0	
PRIMARY BOAT HRS	4	36	0	14.5	4	
SECONDARY BOAT HRS	0	0	0	15	0	
VIOLATIONS DETECTED	0	0	0	0	0	
SUB TOTAL	12	285	0	90.5	12	

4th Quarter FY 2012

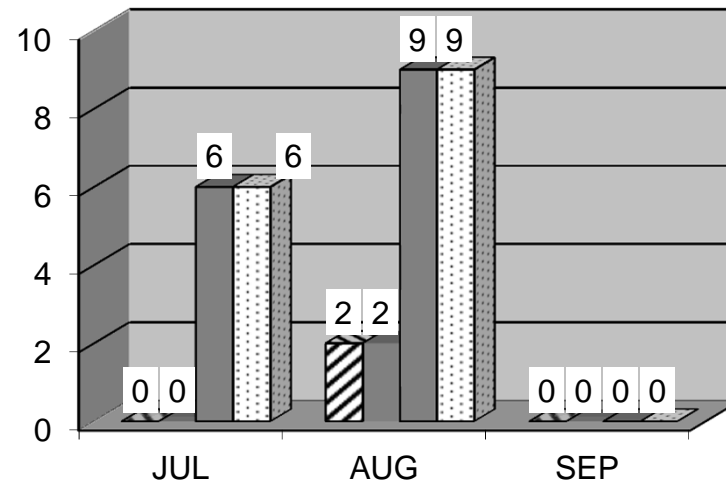
Hours



* Unknown USCG UAV hours

4th Quarter FY 2012

Number of Vessels



- ▨ COMMERCIAL F/V DETECTED
- COMMERCIAL F/V BOARDED
- RECREATIONAL F/V DETECTED
- ▨ RECREATIONAL F/V BOARDED

Detections and Boardings