

---

# PUBLIC HEARING OVERVIEW: COASTAL MIGRATORY PELAGICS AMENDMENT 32

(MODIFICATIONS TO THE GULF OF MEXICO  
MIGRATORY GROUP COBIA CATCH LIMITS,  
POSSESSION LIMITS, SIZE LIMITS, AND  
FRAMEWORK PROCEDURE

October 2021



Photo: Gulf Council



Photo: Gulf Council

---

# PUBLIC HEARING AGENDA

Gulf Cobia Management Background

Why the Councils are Considering Action

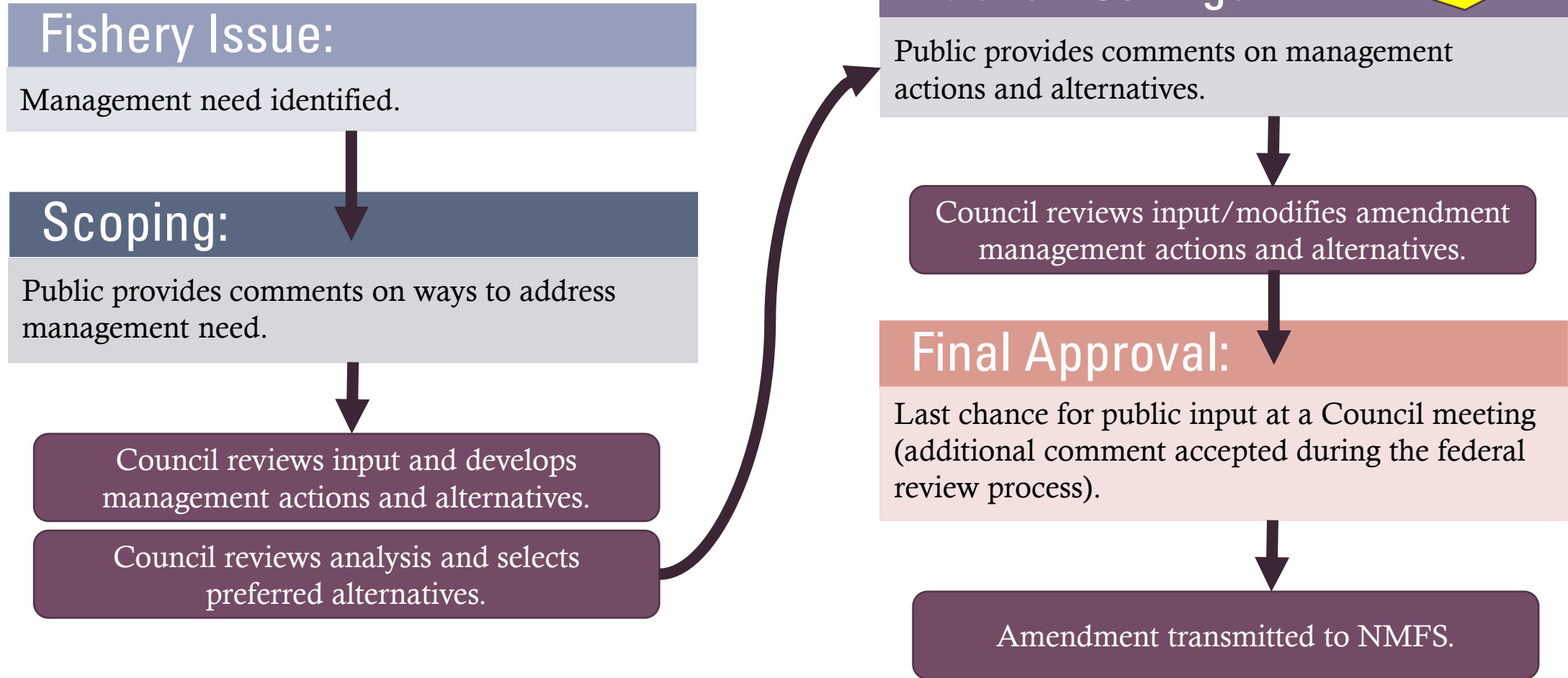
Actions and Alternatives

Amendment Timeline

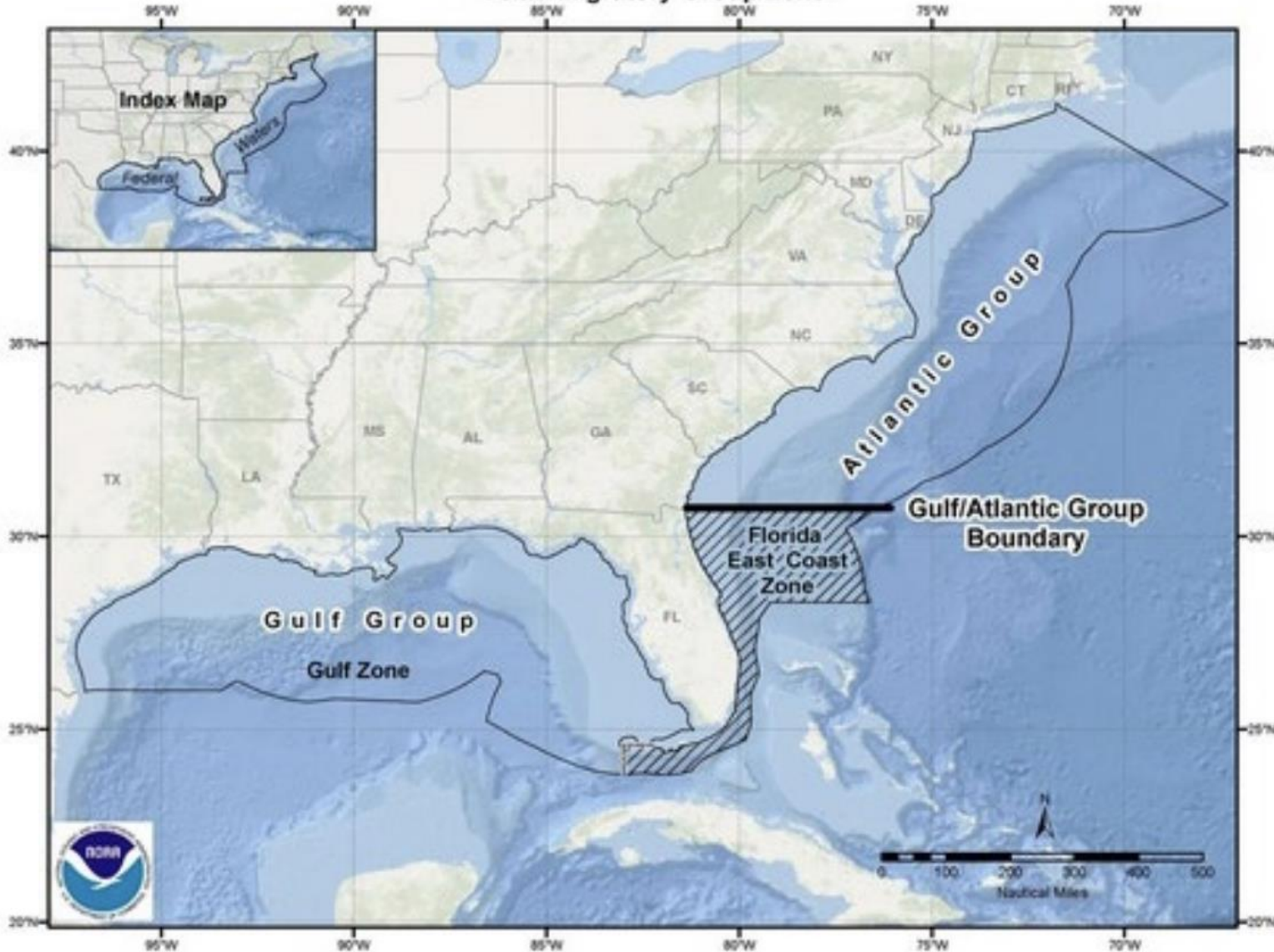
Upcoming Comment Opportunities



# WHERE ARE WE IN THE AMENDMENT DEVELOPMENT PROCESS?



## Cobia Migratory Group/Zone



East Ocean Basemap Sources: Esri, DeLorme, GEBCO, NOAA/NGDC, and other contributors

# BACKGROUND

- Gulf Group Cobia is jointly managed by the Gulf and South Atlantic Fishery Management Councils. This Includes:
  - Gulf Zone
  - Florida East Coast (FLEC) Zone
- Atlantic Group Cobia is managed by the Atlantic States Marine Fisheries Commission.

---

# CURRENT MANAGEMENT MEASURES

## Fishing Season

- Year-round (January 1 through December 31).

## Daily Possession Limit

- Commercial: 2-fish per person.
- Recreational: 2-fish per person.

## Minimum Size Limit

- Gulf Zone: 36-inches fork length.
- FLEC Zone: 33-inches fork length.



---

# CURRENT MANAGEMENT MEASURES

## Gulf Zone

- Apportioned 64% of the total Gulf Group ABC.
- Stock ACL (no sector allocations)
- 10% buffer between ACL and ACT
- Accountability Measures:
  - When the ACT is reached, the fishing season is closed.

## FLEC Zone

- Apportioned 36% of the total Gulf Group ABC.
- Sector allocations: 8% commercial, 92% recreational.
- 17% buffer between ACL and recreational ACT.
- Commercial Accountability Measures
  - When the ACL is reached, the sale of cobia is prohibited.
- Recreational Accountability Measures
  - If the total ACL is exceeded, the following year's season is reduced to achieve the recreational ACT.
- Overall Accountability Measures
  - If cobia is overfished and the total ACL is exceeded, payback.



---

# WHY ARE THE COUNCILS CONSIDERING ACTION?

## Stock Assessment - SEDAR 28 Update: 2020

- Terminal data year: 2018
- Updated recreational catch data (MRIP-FES)
  - Adjusts estimates back in time.
  - Recreational landings are greater than previously estimated.
  - Impacts apportionment between Gulf and FLEC Zones and FLEC Zone sector allocations.
- *Stock Status*: Undergoing overfishing with biomass at reduced levels, which puts the stock at risk of becoming overfished if no change in management is implemented
  - Stock has experienced overfishing every year from 1975 through 2018, with the exceptions of 1983 and 2009.



# WHY ARE THE COUNCILS CONSIDERING ACTION? CONT.

## Scientific and Statical Committee Recommendations:

- Catch levels require approximately a 33% decrease in yield.
- Resulting catch limits appear higher than current catch limits, but if the current catch limits are converted to MRIP-FES, then the current ACL exceeds newly recommended ABC .

	Year	Data Currency	OFL	ABC	ACL
Current	2016+	MRIP -CHTS	2,660,000	2,600,000	2,600,000
		MRIP-FES estimate	4,870,000	4,500,000	4,500,000
Newly Recommended	2021	MRIP-FES	3,030,000	2,340,000	2,340,000
	2022		3,210,000	2,600,000	2,600,000
	2023+		3,310,000	2,760,000	2,760,000





---

# AMENDMENT PURPOSE AND NEED

The **purpose** of this plan amendment is to consider whether to modify Gulf Group Cobia catch limits, revise the apportionment between the Gulf Zone and the FLEC Zone for Gulf Group Cobia in response to new information on the stock provided in the SEDAR 28 Update stock assessment, revise the sector allocation in the FLEC Zone, modify management measures related to size and possession limits, and to clarify language in the CMP framework procedure regarding the responsibilities of the Gulf and South Atlantic Councils for management of Gulf Group Cobia.

The **need** is to end overfishing of Gulf Group Cobia as required by the Magnuson-Stevens Act, update existing Gulf Group Cobia catch limits to be consistent with best scientific information available and contemporary data collection methods, and to clarify the Gulf and South Atlantic Councils' responsibilities in the CMP framework procedure.



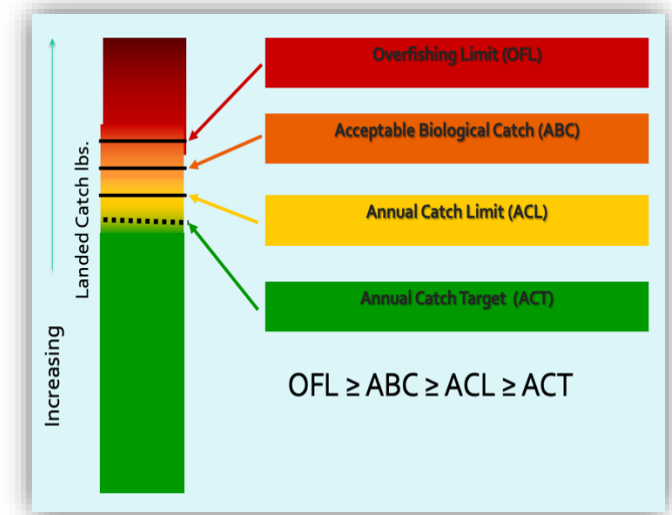
---

# AMENDMENT 32 ACTIONS AND ALTERNATIVES

# ACTION 1: MODIFY GULF GROUP COBIA STOCK OFL, ABC, AND ACL.

- The Councils must consider adjusting the cobia OFLs and ABCs to be consistent with SSC recommendations.
- Since the current MRIP-FES equivalent total ACL of 4,500,000 pounds exceeds all newly recommended ABCs, the Council must also adjust the cobia total ACL.

	Year	Data Currency	OFL	ABC	ACL
Current	2016+	MRIP -CHTS	2,660,000	2,600,000	2,600,000
		MRIP-FES	4,870,000	4,500,000	4,500,000
Newly Recommended	2021	MRIP-FES	3,030,000	2,340,000	2,340,000
	2022		3,210,000	2,600,000	2,600,000
	2023		3,310,000	2,760,000	2,760,000



---

## ACTION 1: MODIFY GULF GROUP COBIA STOCK OFL, ABC, AND ACL.

**Alternative 1:** No Action. Retain the Gulf Group Cobia stock OFL, ABC, ACL as implemented in 2015 by Amendment 20B.

*This is not a legally viable alternative because it is not based on the best scientific information available.*

**Preferred Alternative 2:** Modify the Gulf Group Cobia stock OFL, ABC, and ACL based on the recommendation of the SSCs for an increasing yield stream for 2021 to 2023+. The stock ACL is set equal to the stock ABC.

**Alternative 3:** Modify the Gulf Group Cobia stock OFL, ABC, and ACL as a constant catch value for 2021 and subsequent fishing years. The stock ACL is set equal to the stock ABC.



**A Comparison  
of Catch Limits  
Under Each  
Alternative**

*(expressed in  
pounds landed  
weight)*

# ACTION 1: MODIFY GULF GROUP COBIA STOCK OFL, ABC, AND ACL.

Alternative	Year	Data Currency	OFL	ABC	ACL
Alternative 1 (No Action)	2016+	MRIP -CHTS	2,660,000	2,600,000	2,600,000
		MRIP-FES estimate	4,870,000	4,500,000	4,500,000
Preferred Alternative 2	2021	MRIP-FES	3,030,000	2,340,000	2,340,000
	2022		3,210,000	2,600,000	2,600,000
	2023+		3,310,000	2,760,000	2,760,000
Alternative 3	2021+	MRIP-FES	3,030,000	2,340,000	2,340,000



---

## ACTION 2: MODIFY THE GULF GROUP COBIA STOCK APPORTIONMENT BETWEEN THE GULF ZONE AND THE FLORIDA EAST COAST (FLEC) ZONE

- Current apportionment of Gulf Group Cobia between the Gulf Zone and the FLEC Zone is based on MRIP-CHTS average landings for the years 1998 – 2012.
- MREP-FES landings indicate that slightly greater proportion of landings can historically be attributed to the Gulf Zone.
- The Councils must consider adjusting the apportionment between the zones to be consistent with the best scientific information available.
- Zone ACLs in this Action will be based on the Gulf Group Cobia ACL selected in Action 1.



---

## ACTION 2: MODIFY THE GULF GROUP COBIA STOCK APPORTIONMENT BETWEEN THE GULF ZONE AND THE FLORIDA EAST COAST (FLEC) ZONE

**Alternative 1: No Action.** Retain the current Gulf Group Cobia stock ACL apportionment of 64% to the Gulf Zone and 36% to the FLEC Zone based on MRIP-CHTS average landings for the years 1998 – 2012.

*This is not a legally viable alternative because it is not based on the best scientific information available.*

**Alternative 2:** Retain the Gulf Group Cobia stock ACL apportionment between the zones at 64% to the Gulf Zone and 36% to the FLEC Zone and use this apportionment to update both Zone ACLs using MRIP-FES units based on the Gulf Group Cobia stock ACL(s) selected in Action 1.

**Preferred Alternative 3:** Modify the Gulf Group Cobia stock ACL apportionment at 63% to the Gulf Zone and 37% to the FLEC Zone, based on the MRIP-FES average landings for the years 1998 – 2012, and use this apportionment to update the Zone ACLs based on the Gulf Group Cobia stock ACL(s) selected in Action 1.

**Alternative 4:** Modify the Gulf Group Cobia stock ACL apportionment at 59% to the Gulf Zone and 41% to the FLEC Zone, based on the MRIP-FES average landings for the years 2003 – 2019, and use this apportionment to update the Zone ACLs based on the Gulf Group Cobia ACL(s) selected in Action 1.



**A Comparison of  
Alternatives in  
Action 2 Based on  
Selection of  
Preferred  
Alternative 2 in  
Action 1**

*(expressed in pounds  
landed weight)*

## ACTION 2: MODIFY THE GULF GROUP COBIA STOCK APPORTIONMENT BETWEEN THE GULF ZONE AND THE FLORIDA EAST COAST (FLEC) ZONE

Alternative	Zone Apportionment (Gulf:FLEC)	Year	Gulf Zone ACL	FLEC Zone ACL
Alternative 2	64:36	2021	1,497,600	842,400
		2022	1,664,000	936,000
		2023+	1,766,400	993,600
Preferred Alternative 3	63:37	2021	1,474,200	865,800
		2022	1,638,000	962,000
		2023+	1,738,800	1,021,200
Alternative 4	59:41	2021	1,380,600	959,400
		2022	1,534,000	1,066,000
		2023+	1,628,400	1,131,600





---

## ACTION 3 – MODIFY THE FLEC ZONE COBIA ALLOCATION BETWEEN THE COMMERCIAL AND RECREATIONAL SECTORS

- Current allocation in the FLEC Zone is based on the South Atlantic Council's allocation formula for Atlantic Group cobia based on MRIP-CHTS landings which balanced historical catches (2000 – 2008) with more recent landings (2006 – 2008):
  - Sector allocation =  $(50\% * \text{average of Atlantic cobia long catch range (lbs) 2000 – 2008} + (50\% * \text{average of recent catch trend (lbs) 2006 – 2008})$
- MRIP- FES landings incorporated into the SEDAR 28 Update indicate an increase in the proportion of recreational landings.
- The Council's must consider adjusting the allocations in the FLEC Zone to be consistent with the best scientific information available.
- Sector ACL's will be based on ACL's and Apportionments selected in Actions 1 and 2.



---

## ACTION 3 – MODIFY THE FLEC ZONE COBIA ALLOCATION BETWEEN THE COMMERCIAL AND RECREATIONAL SECTORS

**Alternative 1:** No Action. Retain the FLEC Zone cobia ACL allocation of 8% to the commercial sector and 92% to the recreational sector based on the South Atlantic Council’s allocation formula for Atlantic Group cobia based on MRIP-CHTS landings which balanced historical catches (2000 – 2008) with more recent landings (2006 – 2008):

Sector allocation = (50% \* average of Atlantic cobia long catch range (lbs) 2000 – 2008 + (50% \* average of recent catch trend (lbs) 2006 – 2008).

*This is not a legally viable alternative because it is not based on the best scientific information available.*

**Alternative 2:** Modify the FLEC Zone cobia ACL allocation to 5% to the commercial sector and 95% to the recreational sector based on the South Atlantic Council’s allocation formula for Atlantic Group cobia, which balanced historical catches landings (2000 – 2008) with more recent landings (2006 – 2008), but use MRIP-FES data:

Sector allocation = (50% \* average of FLEC Zone cobia long catch range (lbs) 2000 – 2008 + (50% \* average of recent catch trend (lbs) 2006 – 2008).

**Preferred Alternative 3:** Retain the FLEC Zone cobia ACL allocation of 8% to the commercial sector and 92% to the recreational sector and update the ACL(s) selected in Action 2 based on MRIP-FES landings.

**Alternative 4:** Modify the FLEC Zone cobia ACL allocations to be calculated based on maintaining the current commercial ACL (i.e., 70,000 lbs) beginning in the 2021 fishing season and allocating the remaining revised total ACL to the recreational sector. The allocation percentages will remain in following years.

---



**A Comparison of  
 Alternatives in  
 Action 3 Based on  
 Selection of  
 Preferred  
 Alternative 2 in  
 Action 1 and  
 Preferred  
 Alternative 3 in  
 Action 2**

*(expressed in pounds  
 landed weight)*

# ACTION 3 – MODIFY THE FLEC ZONE COBIA ALLOCATION BETWEEN THE COMMERCIAL AND RECREATIONAL SECTORS

Alternative	Year	Gulf Group Cobia ACL	Commercial	Recreational
Alternative 2	2021	2,340,000	43,290	822,510
	2022	2,600,000	48,100	913,900
	2023+	2,760,000	51,060	970,140
Preferred Alternative 3	2021	2,340,000	69,264	796,536
	2022	2,600,000	76,960	885,040
	2023+	2,760,000	81,696	939,504
Alternative 4	2021	2,340,000	70,000	795,800
	2022	2,600,000	77,778	884,222
	2023+	2,760,000	82,564	938,636



---

## ACTION 4 – UPDATE AND/OR ESTABLISH ANNUAL CATCH TARGETS (ACT) FOR THE GULF GROUP COBIA ZONES

- Currently, the Gulf Zone ACT equals 90% of the Gulf Zone ACL. The FLEC Zone recreational ACT equals 83% of the FLEC Zone ACL based on the equation:
  - *FLEC Zone ACL multiplied by [(1-Proportional Standard Error [PSE] of the FLEC Zone recreational landings) or 0.5, whichever is greater].*

**Alternative 1:** No Action. The Gulf Zone ACT equals 90% of the Gulf Zone ACL. The FLEC Zone ACT equals the FLEC Zone ACL multiplied by [(1-Proportional Standard Error [PSE] of the FLEC Zone recreational landings) or 0.5, whichever is greater].

**Preferred Alternative 2:** Use the Gulf Council’s ACL/ACT Control Rule to calculate ACTs for the Gulf Zone and the recreational sector in the FLEC Zone.

**Alternative 3:** Establish an ACT for the commercial sector in the FLEC Zone using the Gulf Council’s ACL/ACT Control Rule



---

## ACTION 5 – MODIFY THE POSSESSION, VESSEL, AND TRIP LIMITS IN THE GULF ZONE AND FLEC ZONE

- The commercial and recreational daily possession limit in the Gulf Zone is currently 2 fish per person regardless of number or duration of trips.
  - There is no commercial or recreational trip or vessel limit.
- The commercial and recreational daily possession limit in the FLEC Zone is currently 2 fish per person regardless of number or duration of trips.
  - There is no commercial or recreational trip or vessel limit.
- The Councils are considering options to reduce harvest, mortality and constrain Gulf Group Cobia harvest to the ACL.
  - Reducing the number of legal-size cobia retained per trip would be expected to constrain harvest on Gulf Group Cobia. However, analyses shows the reductions have minimal effects because landings are low and most trips land 1 or less cobia.



---

# ACTION 5.1 – MODIFY THE POSSESSION, VESSEL, AND TRIP LIMITS IN THE GULF ZONE

**Alternative 1:** No Action.

**Preferred Alternative 2:** Reduce the daily possession limit to 1 fish per person, regardless of the number or duration of trips.

- **Preferred Option 2a:** for the recreational sector
- **Preferred Option 2b:** for the commercial sector



Photo: Gulf Council

**Preferred Alternative 3:** Create a recreational vessel limit. Fishermen may not exceed the per person daily possession limit.

- **Preferred Option 3a:** The vessel limit is two fish per trip
- **Option 3b:** The vessel limit is four fish per trip
- **Option 3c:** The vessel limit is six fish per trip.

**Preferred Alternative 4:** Create a commercial trip limit. Fishermen may not exceed the per person daily possession limit.

- **Preferred Option 4a:** The trip limit is two fish.
- **Option 4b:** The trip limit is four fish.
- **Option 4c:** The trip limit is six fish.

Estimated percent reduction in Gulf Zone cobia landings, generated from 2017 – 2019 landings data.

## ACTION 5.1 – MODIFY THE POSSESSION, VESSEL, AND TRIP LIMITS IN THE GULF ZONE

Alternative	Details	Percent Reduction of Total Cobia Landings
Alternative 1	2 Fish per Person per Day	0%
	Commercial and Recreational Sector	
<b>Preferred Alternative 2: 1 Fish per Person per Day</b>		
Preferred Alternative 2a	Recreational Sector	1.2%
Preferred Alternative 2b	Commercial Sector	<1%
<b>Preferred Alternative 3 Recreational Vessel Limit per Trip</b>		
Preferred Alternative 3a	2 Fish per Vessel per Trip	9.0%
Alternative 3b	4 Fish per Vessel per Trip	<1%
Alternative 3c	6 Fish per Vessel per Trip	<1%
<b>Preferred Alternative 4 Commercial Trip Limit</b>		
Preferred Alternative 4a	2 Fish per Trip	<1%
Alternative 4b	4 Fish per Trip	<1%
Alternative 4c	6 Fish per Trip	0%



---

# ACTION 5.2 – MODIFY THE POSSESSION, VESSEL, AND TRIP LIMITS IN THE FLEC ZONE

**Alternative 1:** No Action.

**Preferred Alternative 2:** Reduce the daily possession limit to 1 fish per person, regardless of the number or duration of trips.

- **Preferred Option 2a:** for the recreational sector
- **Preferred Option 2b:** for the commercial sector



**Preferred Alternative 3:** Create a recreational vessel limit. Fishermen may not exceed the per person daily possession limit.

- **Preferred Option 3a:** The vessel limit is two fish per trip
- **Option 3b:** The vessel limit is four fish per trip
- **Option 3c:** The vessel limit is six fish per trip.

**Preferred Alternative 4:** Create a commercial trip limit. Fishermen may not exceed the per person daily possession limit.

- **Preferred Option 4a:** The trip limit is two fish.
- **Option 4b:** The trip limit is four fish.
- **Option 4c:** The trip limit is six fish.



Estimated percent reduction in FLEC Zone cobia landings, generated from 2017 – 2019 landings data.

## ACTION 5.2 – MODIFY THE POSSESSION, VESSEL, AND TRIP LIMITS IN THE FLEC ZONE

Alternative	Details	Percent Reduction of Total FLEC Zone Cobia Landings
Alternative 1	2 Fish per Person per Day	0%
	Commercial and Recreational Sector	
<b>Preferred Alternative 2: 1 Fish per Person per Day</b>		
Preferred Alternative 2a	Recreational Sector	11%
Preferred Alternative 2b	Commercial Sector	14%
<b>Preferred Alternative 3 Recreational Trip Limit</b>		
Preferred Alternative 3a	2 Fish per Vessel per Trip	18.9%
Alternative 3b	4 Fish per Vessel per Trip	4.6
Alternative 3c	6 Fish per Vessel per Trip	<1%
<b>Preferred Alternative 4 Commercial Trip Limit</b>		
Preferred Alternative 4a	2 Fish per Trip	9%
Alternative 4b	4 Fish per Trip	3%
Alternative 4c	6 Fish per Trip	3%



---

## ACTION 6 – MODIFY THE GULF GROUP COBIA MINIMUM SIZE LIMIT

- The minimum size limit in the Gulf Zone is 36 inches FL and 33 inches FL in the FLEC Zone.
- In general, an increase in the minimum size limit is expected to reduce the harvest rate and potentially the total harvested catch.



Photo: Gulf Council

---

## ACTION 6 – MODIFY THE GULF GROUP COBIA MINIMUM SIZE LIMIT

**Alternative 1:** No Action. Retain the current recreational and commercial minimum size limit of 36 inches fork length (FL) in the Gulf Zone and 33 inches FL in the FLEC Zone.

**Preferred Alternative 2:** Retain the current recreational and commercial minimum size limit of 36 inches FL in the Gulf Zone and increase the recreational and commercial minimum size limit to 36 inches FL in the FLEC Zone.

**Alternative 3:** Increase the recreational and commercial minimum size limit to 39 inches FL.

Option 3a: in the Gulf Zone

Option 3b: in the FLEC Zone

**Alternative 4:** Increase the recreational and commercial minimum size limit to 42 inches FL.

Option 4a: in the Gulf Zone

Option 4b: in the FLEC Zone

---



Estimated  
percent  
reduction in  
commercial  
landings for the  
Gulf and FLEC  
Zones for the  
proposed  
alternatives

# ACTION 6 – MODIFY THE GULF GROUP COBIA MINIMUM SIZE LIMIT

Alternative	Size Limit (Inches FL)	% Reduction
<b>Gulf Zone</b>		
Alternative 1 No Action	36	0
Preferred Alternative 2	36	0
Alternative 3a	39	20.3
Alternative 4a	42	45.2
<b>FLEC Zone</b>		
Alternative 1 No Action	33	0
Preferred Alternative 2	36	27.2
Alternative 3b	39	48.9
Alternative 4b	42	60.3



Estimated  
percent  
reduction in  
recreational  
landings for the  
Gulf and FLEC  
Zones for the  
proposed  
alternatives

# ACTION 6 – MODIFY THE GULF GROUP COBIA MINIMUM SIZE LIMIT

Alternative	Size Limit (Inches FL)	Gulf Zone % Reduction	FLEC Zone % Reduction
<b>Texas</b>			
Alternative 1 No Action	36	0	NA
Preferred Alternative 2	36	0	NA
Alternative 3a	39	20.3	NA
Alternative 4a	42	39.9	NA
<b>Louisiana</b>			
Alternative 1 No Action	36	0	NA
Preferred Alternative 2	36	0	NA
Alternative 3a	39	20.3	NA
Alternative 4a	42	46.5	NA
<b>Headboat: All Gulf of Mexico States and Both Coasts of Florida</b>			
Alternative 1 No Action	33	NA	0
Preferred Alternative 2	36	0	23.4
Alternative 3a, b	39	19.3	43
Alternative 4a, b	42	37.6	65.2
<b>MRIP: Mississippi, Alabama, and Both Coasts of Florida</b>			
Alternative 1 No Action	33	NA	0
Preferred Alternative 2	36	0	33.9
Alternative 3a, b	39	19.6	55.4
Alternative 4a, b	42	38.7	74.4



---

## ACTION 7 – MODIFY THE FRAMEWORK PROCEDURE

- The framework procedure provides standardized procedures for implementing management changes pursuant to the provisions of the Coastal Migratory Pelagic Fishery Management Plan (FMP) managed jointly between the Gulf of Mexico and South Atlantic Fishery Management Councils (Councils).
- The Council's would like to update the language in the framework to match our current management practices and consider expanding South Atlantic responsibilities for managing FLEC Zone cobia.

---

**Alternative 1:** No action.

**Preferred Alternative 2:** Modify the framework procedure to expand the South Atlantic responsibilities for the FLEC Zone cobia by allowing setting vessel trip limits; closed seasons or areas; gear restrictions; per person bag and possession limits; size limits; in-season and post-season accountability measures; and specification of ACTs or sector ACTs to be addressed via framework action.



---

# AMENDMENT DEVELOPMENT TIMELINE

	Process Step	Date
✓	Gulf Council directs staff to start work on an amendment to address overfishing of Gulf Cobia.	September 2020
✓	Gulf Council reviews draft actions and alternatives and provides direction to staff.	October 2020
✓	South Atlantic Council reviews draft actions and alternatives and provides direction to staff.	December 2020
✓	Gulf Council reviews draft actions and alternatives and provides direction to staff.	January 2021
✓	South Atlantic Council reviews draft actions and alternatives and provides direction to staff.	March 2021
✓	Gulf Mackerel Cobia Advisory Panel reviews amendment	March 2021
✓	South Atlantic Mackerel Cobia Advisory Panel reviews amendment	April 2021
✓	South Atlantic Council reviews draft amendment, selects preferred alternatives.	June 2021
✓	Gulf Council reviews draft amendment, selects preferred alternatives.	June 2021
✓	Gulf Council reviews the draft amendment, modifies the document as necessary, and approves for public hearings.	August 2021
✓	South Atlantic Council reviews the draft amendment, modifies the document as necessary, and approves for public hearings.	September 2021
	<b>Public Hearings</b>	<b>Fall 2021</b>
	Gulf Council reviews public hearing comments, modifies the document as necessary, and approves for formal review.	October 2021
	South Atlantic Council reviews public hearing comments, modifies the document as necessary, and approves for formal review.	December 2021
	CMP Amendment 32 transmitted for Secretarial Review.	Winter 2022



---

# OPPORTUNITIES TO PROVIDE YOUR COMMENTS

## Additional Public Hearings

Staff presentation and Q&A followed by an opportunity to provide your comments on the record.

All public hearings begin at 6pm EST.

- October 18th - Harvey Government Center, 1200 Truman Avenue, Key West, Florida
- October 19th - The River Center, Burt Reynolds Park, 805 US Highway 1, Jupiter, Florida
- October 20th - Hilton Cocoa Beach Oceanfront, 1550 North Atlantic Avenue, Cocoa Beach, Florida
- October 21st - Mudville Grill, 3105 Beach Boulevard, Jacksonville, Florida

## Written Comments

Online Comments: <https://tinyurl.com/2jmu6nv9>

Comments by Mail: Send to John Carmichael, Executive Director, SAFMC, 4055 Faber Place Drive, Suite 201, N. Charleston, SC 29405

Comments by Fax: 843/769-4520

DEADLINE FOR WRITTEN COMMENTS TO BE INCLUDED IN THE COMMENT OVERVIEW FOR THE OCTOBER 2021 GMFMC MEETING: **October 21, 2021, at 5:00 P.M.**

## Amendment Documents

Scoping summary, presentation and video available here:

<http://safmc.net/safmc-meetings/public-hearings-scoping-meetings/>

---





---

# THANK YOU

Christina Wiegand | Coastal Migratory Pelagics Lead | [christina.wiegand@safmc.net](mailto:christina.wiegand@safmc.net)

Cameron Rhodes | Outreach Program Manager | [cameron.rhodes@safmc.net](mailto:cameron.rhodes@safmc.net)

